JM Sorge
environmental consultants

57 Fourth Street, Somerville, NJ 08876-3235
(908) 218-0066 • Fax (908) 218-9185
www.jmsorge.com

October 15, 2019

Douglas Chu
Director of Facilities
KIPP New Jersey
60 Park Place, Suite 802, Newark, NJ 07112

via Email: dchu@kippnj.com

Re: KIPP Newark, New Jersey
Potable Water Sampling Results

Mr. Chu:

On September 10, 2019, JM Sorge, Inc. (JMS) performed limited drinking water testing at eight KIPP school locations in Newark, NJ (Newark Collegiate Academy, Life Academy, Rise Academy, Seek Academy, Spark Academy, Thrive/Bold Academy, Team Academy, and Newark Lab High School). Samples were taken from two previously sampled locations in each school, except for Team Academy where three locations were sampled. Two samples were taken from each location: a "first draw" sample when the tap was opened, and a "flush" sample after the water was run for 5 minutes.

The samples were sent to SGS Laboratories of Dayton, NJ (NJDEP lab certification # 12129) to be analyzed for copper and lead. The results were compared to the New Jersey Drinking Water Standard of 15 parts per billion (ppb) for lead and 1,300 ppb for copper. A lead exceedance was identified in the point of entry (POE) first draw sample at the Rise Academy and the POE first draw sample at Seek Academy. A copper exceedance was also found in the same POE first draw sample at Seek Academy. A summary table and full analytical results for each school are enclosed. No exceedances of the Drinking Water Standards were identified in any sampled drinking water outlets. In addition, the flush samples collected at the POE samples at Rise and Seek Academy showed results below the Drinking Water Standards for both lead and copper.

The POE sample locations at Rise and Seek Academy consisted of valves located on the water mains, which were not flushed prior to the samples being collected. JMS recommends resampling the POE locations at Seek and Rise Academy after performing flushing at the POE between 8 and 48 hours prior to retesting.

Should you have any questions or require additional project information, please feel free to call me at (908) 218-0066, extension 113 or you may e-mail me at tdempsey@jmsorge.com.

Sincerely,

Timothy Dempsey, P.G.
Project Manager

enclosures

cc: Mr. Peter Sorge (JMS)
Ms. Gabriella DiFilippo – KIPP New Jersey

KIPP Newark
Drinking Water Screening Results
September 2019

Newark Collegiate Academy - 129 Littleton Avenue						
Field Sample ID	NJDEP Drinking Water Standards	COLL-FLB-POE-1	COLL-FLB-POE-F	COLL-FL4-H412-DFB-1	COLL-FL4-H412-DFB-F	COLL-FB
Description		Point of Entry	Point of Entry	Hall Outside Room 412 - Drinking Fountain	Hall Outside Room 412 - Drinking Fountain	Field Blank
Sample Type		First Draw	Flush	First Draw	Flush	Field Blank
Lab Sample ID		JC94988-12	JC94988-13	JC94988-14	JC94988-15	JC94988-11
Date		9/10/2019	9/10/2019	9/10/2019	9/10/2019	9/10/2019
Matrix		Water	Water	Water	Water	Water
Units		ug/l	ug/l	ug/l	ug/l	ug/l
Metals						
Copper	1300	116	36.8	161	27.2	ND
Lead	15	3.06	1.65	ND	ND	ND

Life Academy - 103 Bragaw Avenue						
Field Sample ID	NJDEP Drinking Water Standards	LIFE-FLB-POE-1	LIFE-FLB-POE-F	LIFE-FL3-H308-WC-1	LIFE-FL3-H308-WC-F	LIFE-FB
Description		Point of Entry	Point of Entry	Hall Outside Room 308	Hall Outside Room 308	Field Blank
Sample Type		First Draw	Flush	First Draw	Flush	Field Blank
Lab Sample ID		JC94988-27	JC94988-28	JC94988-29	JC94988-30	JC94988-26
Date		9/10/2019	9/10/2019	9/10/2019	9/10/2019	9/10/2019
Matrix		Water	Water	Water	Water	Water
Units		ug/l	ug/l	ug/l	ug/l	ug/l
Metals						
Copper	1300	11.5	40.4	ND	ND	ND
Lead	15	2.49	1.12	ND	ND	ND

Rise Academy - 21 Ashland Street						
Field Sample ID	NJDEP Drinking Water Standards	RISE-FLB-POE-1	RISE-FLB-POE-F	RISE-FL3-R307A-WC-1	RISE-FL3-R307A-WC-F	RISE-FB
Description		Point of Entry	Point of Entry	Room 307A - Water Cooler	Room 307A - Water Cooler	Field Blank
Sample Type		First Draw	Flush	First Draw	Flush	Field Blank
Lab Sample ID		JC94988-17	JC94988-18	JC94988-19	JC94988-20	JC94988-16
Date		9/10/2019	9/10/2019	9/10/2019	9/10/2019	9/10/2019
Matrix		Water	Water	Water	Water	Water
Units		ug/l	ug/l	ug/l	ug/l	ug/l
Metals						
Copper	1300	156	4.91	29.2	9.92	ND
Lead	15	45.5	2.88	ND	ND	ND

Seek Academy - 100 Aldine Street						
Field Sample ID	NJDEP Drinking Water Standards	SEEK-FLB-POE-1	SEEK-FLB-POE-F	SEEK-GWC-DW-3FL-N-1-312H-1	SEEK-GWC-DW-3FL-N-1-312H-F	SEEK-FB
Description		Point of Entry	Point of Entry	Hall Outside Room 312	Hall Outside Room 312	Field Blank
Sample Type		First Draw	Flush	First Draw	Flush	Field Blank
Lab Sample ID		JC94988-32	JC94988-33	JC94988-34	JC94988-35	JC94988-31
Date		9/10/2019	9/10/2019	9/10/2019	9/10/2019	9/10/2019
Matrix		Water	Water	Water	Water	Water
Units		ug/l	ug/l	ug/l	ug/l	ug/l
Metals						
Copper	1300	18200	204	ND	ND	ND
Lead	15	458	10.8	ND	ND	ND

Spark Academy - 230 Halsey Street						
Field Sample ID	NJDEP Drinking Water Standards	SPARK-FL1-POE-1	SPARK-FL1-POE-F	SPARK-FL4-R415-WC-1	SPARK-FL4-R415-WC-F	SPARK-FB
Description		Point of Entry	Point of Entry	Room 415 - Water Cooler	Room 415 - Water Cooler	Field Blank
Sample Type		First Draw	Flush	First Draw	Flush	Field Blank
Lab Sample ID		JC94988-7	JC94988-8	JC94988-9	JC94988-10	JC94988-6
Date		9/10/2019	9/10/2019	9/10/2019	9/10/2019	9/10/2019
Matrix		Water	Water	Water	Water	Water
Units		ug/l	ug/l	ug/l	ug/l	ug/l
Metals						
Copper	1300	117	8.13	ND	ND	ND
Lead	15	14	0.814	ND	ND	ND

Thrive/Bold Academy - 229 18th Avenue						
Field Sample ID	NJDEP Drinking Water Standards	TB-FLB-POE-1	TB-FLB-POE-F	TB-FL4-R420-DFI-1	TB-FL4-R420-DFI-F	TB-FB
Description		Point of Entry	Point of Entry	Hall Outside Room 420 - Drinking Fountain	Hall Outside Room 420 - Drinking Fountain	Field Blank
Sample Type		First Draw	Flush	First Draw	Flush	Field Blank
Lab Sample ID		JC94988-23	JC94988-24	JC94988-25	JC94988-22	JC94988-21
Date		9/10/2019	9/10/2019	9/10/2019	9/10/2019	9/10/2019
Matrix		Water	Water	Water	Water	Water
Units		ug/l	ug/l	ug/l	ug/l	ug/l
Metals						
Copper	1300	6.94	177	74.10001	105	ND
Lead	15	ND	ND	ND	2.87	ND

Team Academy - 85 Custer Avenue						
Field Sample ID	NJDEP Drinking Water Standards	TEAM-FL2-RLCA-WC-1	TEAM-FL2-RLCA-WC-F	TEAM-FLB-RCOMMON-DFB-1	TEAM-FLB-RCOMMON-DFB-F	TEAM-FB
Description		Room Learning Center - A - Water Cooler	Room Learning Center - A - Water Cooler	Basement Common Room - Drinking Fountain	Basement Common Room - Drinking Fountain	Field Blank
Sample Type		First Draw	Flush	First Draw	Flush	Field Blank
Lab Sample ID		JC94988-41	JC94988-42	JC94988-37	JC94988-38	JC94988-36
Date		9/10/2019	9/10/2019	9/10/2019	9/10/2019	9/10/2019
Matrix		Water	Water	Water	Water	Water
Units		ug/l	ug/l	ug/l	ug/l	ug/l
Metals						
Copper	1300	ND	ND	71	32.6	ND
Lead	15	ND	ND	ND	ND	ND

Team Academy - 85 Custer Avenue (Continued)			
Field Sample ID	NJDEP Drinking Water Standards	TEAM-FLB-TRL-TS-1	TEAM-FLB-TRL-TS-F
Description		Basement Teacher's Lounge - Teacher's Sink	Basement Teacher's Lounge - Teacher's Sink
Sample Type		First Draw	Flush
Lab Sample ID		JC94988-39	JC94988-40
Date		9/10/2019	9/10/2019
Matrix		Water	Water
Units		ug/l	ug/l
Metals			
Copper	1300	97.2	37
Lead	15	ND	ND

Newark Lab High School - 18 Norfolk Street						
Field Sample ID	NJDEP Drinking Water Standards	US-FL1-POE-1	US-FL1-POE-F	US-FL4-R420-WC-1	US-FL4-R420-WC-F	US-FB
Description		Point of Entry	Point of Entry	Room 420 - Water Cooler	Room 420 - Water Cooler	Field Blank
Sample Type		First Draw	Flush	First Draw	Flush	Field Blank
Lab Sample ID		JC94988-2	JC94988-3	JC94988-4	JC94988-5	JC94988-1
Date		9/10/2019	9/10/2019	9/10/2019	9/10/2019	9/10/2019
Matrix		Water	Water	Water	Water	Water
Units		ug/l	ug/l	ug/l	ug/l	ug/l
Metals						
Copper	1300	592	61.9	ND	ND	ND
Lead	15	2.51	ND	ND	ND	ND

Notes:
ND: Indicates analyte not detected

The results set forth herein are provided by SGS North America Inc.

e-Hardcopy 2.0
Automated Report

Technical Report for

J. M. Sorge, Inc.

KIPP Water Quality Testing, Camden, NJ

2016.046

SGS Job Number: JC94988

Sampling Date: 09/10/19

Report to:

J.M. Sorge
57 Fourth Street
Somerville, NJ 08876
tdempsey@jmsorge.com

ATTN: Tim Dempsey

Total number of pages in report: **865**

Test results contained within this data package meet the requirements of the National Environmental Laboratory Accreditation Program and/or state specific certification programs as applicable.

Mike Earp
General Manager

Client Service contact: Ayesha Kapadia 732-329-0200

Certifications: NJ(12129), NY(10983), CA, CT, FL, IL, IN, KS, KY, LA, MA, MD, ME, MN, NC, OH VAP (CL0056), AK (UST-103), AZ (AZ0786), PA, RI, SC, TX, UT, VA, WV, DoD ELAP (ANAB L2248)

This report shall not be reproduced, except in its entirety, without the written approval of SGS.
Test results relate only to samples analyzed.

SGS is the sole authority for authorizing edits or modifications to this document.
Unauthorized modification of this report is strictly prohibited.
Review standard terms at: http://www.sgs.com/en/terms-and-conditions

Please share your ideas about how we can serve you better at:
EHS.US.CustomerCare@sgs.com

Table of Contents

Section 1: Sample Summary 4
Section 2: Case Narrative/Conformance Summary 8
Section 3: Summary of Hits 9
Section 4: Sample Results 14
4.1: JC94988-1: US-FB 15
4.2: JC94988-2: US-FL1-POE-1 16
4.3: JC94988-3: US-FL1-POE-F 17
4.4: JC94988-4: US-FL4-R420-WC-1 18
4.5: JC94988-5: US-FL4-R420-WC-F 19
4.6: JC94988-6: SPARK-FB 20
4.7: JC94988-7: SPARK-FL1-POE-1 21
4.8: JC94988-8: SPARK-FL1-POE-F 22
4.9: JC94988-9: SPARK-FL4-R415-WC-1 23
4.10: JC94988-10: SPARK-FL4-R415-WC-F 24
4.11: JC94988-11: COLL-FB 25
4.12: JC94988-12: COLL-FLB-POE-1 26
4.13: JC94988-13: COLL-FLB-POE-F 27
4.14: JC94988-14: COLL-FL4-H412-DFB-1 28
4.15: JC94988-15: COLL-FL4-H412-DFB-F 29
4.16: JC94988-16: RISE-FB 30
4.17: JC94988-17: RISE-FLB-POE-1 31
4.18: JC94988-18: RISE-FLB-POE-F 32
4.19: JC94988-19: RISE-FL3-5307A-WC-1 33
4.20: JC94988-20: RISE-FL3-5307A-WC-F 34
4.21: JC94988-21: TB-FB 35
4.22: JC94988-22: TB-FLB-POE-1 36
4.23: JC94988-23: TB-FLB-POE-F 37
4.24: JC94988-24: TB-FL4-R420-DFI-1 38
4.25: JC94988-25: TB-FL4-R420-DFI-F 39
4.26: JC94988-26: LIFE-FB 40
4.27: JC94988-27: LIFE-FLB-POE-1 41
4.28: JC94988-28: LIFE-FLB-POE-F 42
4.29: JC94988-29: LIFE-FL3-H308-WC-1 43
4.30: JC94988-30: LIFE-FL3-H308-WC-F 44
4.31: JC94988-31: SEEK-FB 45
4.32: JC94988-32: SEEK-FLB-POE-1 46
4.33: JC94988-33: SEEK-FLB-POE-F 47
4.34: JC94988-34: SEEK-GWC-DW-3FL-N-1-312H-1 48
4.35: JC94988-35: SEEK-GWC-DW-3FL-N-1-312H-F 49
4.36: JC94988-36: TEAM-FB 50
4.37: JC94988-37: TEAM-FLB-RCOMMON-DFB-1 51
4.38: JC94988-38: TEAM-FLB-RCOMMON-DFB-F 52

Table of Contents

4.39: JC94988-39: TEAM-FLB-TRL-TS-1 53
4.40: JC94988-40: TEAM-FLB-TRL-TS-F 54
4.41: JC94988-41: TEAM-FL2-RLCA-WC-1 55
4.42: JC94988-42: TEAM-FL2-RLCA-WC-F 56
Section 5: Misc. Forms 57
5.1: Chain of Custody 58
5.2: NJDKQ Form: NJ Data of Known Quality 63
5.3: Sample Tracking Chronicle 65
5.4: Internal Chain of Custody 71
5.5: QC Exceptions: NJ Data of Known Quality Protocol 78
Section 6: Metals Analysis - QC Data Summaries 79
6.1: Inst QC MA47473: Cu,Pb 80
6.2: Inst QC MA47478: Cu,Pb 92
6.3: Inst QC MA47486: Pb 133
6.4: Inst QC MA47487: Cu 145
6.5: Prep QC MP17344: Cu,Pb 157
6.6: Prep QC MP17370: Cu,Pb 161
6.7: Prep QC MP17371: Cu,Pb 165
6.8: IDL and Linear Range Summaries 170
Section 7: Metals Analysis - Raw Data 174
7.1: Raw Data MA47473 175
7.2: Raw Data MA47478 253
7.3: Raw Data MA47486 689
7.4: Raw Data MA47487 769
7.5: Prep Logs 849
Section 8: Misc. Raw Data 856
8.1: Metals Turbidity: MP17367 857
8.2: Metals Turbidity: MP17368 860
8.3: Metals Turbidity: MP17369 863

SGS North America Inc.

Sample Summary

J. M. Sorge, Inc.

Job No: JC94988

KIPP Water Quality Testing, Camden, NJ
Project No: 2016.046

Sample Number	Collected Date	Time	By	Received	Matrix Code	Type	Client Sample ID
JC94988-1	09/10/19	08:00	VG	09/12/19	DW	Drinking Water FB	US-FB
JC94988-2	09/10/19	08:05	VG	09/12/19	DW	Drinking Water	US-FL1-POE-1
JC94988-3	09/10/19	08:10	VG	09/12/19	DW	Drinking Water	US-FL1-POE-F
JC94988-4	09/10/19	08:15	VG	09/12/19	DW	Drinking Water	US-FL4-R420-WC-1
JC94988-5	09/10/19	08:25	VG	09/12/19	DW	Drinking Water	US-FL4-R420-WC-F
JC94988-6	09/10/19	09:10	VG	09/12/19	DW	Drinking Water FB	SPARK-FB
JC94988-7	09/10/19	09:15	VG	09/12/19	DW	Drinking Water	SPARK-FL1-POE-1
JC94988-8	09/10/19	09:20	VG	09/12/19	DW	Drinking Water	SPARK-FL1-POE-F
JC94988-9	09/10/19	09:25	VG	09/12/19	DW	Drinking Water	SPARK-FL4-R415-WC-1
JC94988-10	09/10/19	09:30	VG	09/12/19	DW	Drinking Water	SPARK-FL4-R415-WC-F
JC94988-11	09/10/19	10:10	VG	09/12/19	DW	Drinking Water FB	COLL-FB
JC94988-12	09/10/19	10:15	VG	09/12/19	DW	Drinking Water	COLL-FLB-POE-1
JC94988-13	09/10/19	10:20	VG	09/12/19	DW	Drinking Water	COLL-FLB-POE-F

Sample Summary
(continued)

J. M. Sorge, Inc.

Job No: JC94988

KIPP Water Quality Testing, Camden, NJ
Project No: 2016.046

Sample Number	Collected Date	Time	By	Received	Matrix Code	Matrix Type	Client Sample ID
JC94988-14	09/10/19	10:30	VG	09/12/19	DW	Drinking Water	COLL-FL4-H412-DFB-1
JC94988-15	09/10/19	10:35	VG	09/12/19	DW	Drinking Water	COLL-FL4-H412-DFB-F
JC94988-16	09/10/19	11:15	VG	09/12/19	DW	Drinking Water FB	RISE-FB
JC94988-17	09/10/19	11:20	VG	09/12/19	DW	Drinking Water	RISE-FLB-POE-1
JC94988-18	09/10/19	11:25	VG	09/12/19	DW	Drinking Water	RISE-FLB-POE-F
JC94988-19	09/10/19	10:30	VG	09/12/19	DW	Drinking Water	RISE-FL3-5307A-WC-1
JC94988-20	09/10/19	11:35	VG	09/12/19	DW	Drinking Water	RISE-FL3-5307A-WC-F
JC94988-21	09/10/19	12:15	VG	09/12/19	DW	Drinking Water FB	TB-FB
JC94988-22	09/10/19	12:20	VG	09/12/19	DW	Drinking Water	TB-FLB-POE-1
JC94988-23	09/10/19	12:25	VG	09/12/19	DW	Drinking Water	TB-FLB-POE-F
JC94988-24	09/10/19	12:40	VG	09/12/19	DW	Drinking Water	TB-FL4-R420-DFI-1
JC94988-25	09/10/19	12:45	VG	09/12/19	DW	Drinking Water	TB-FL4-R420-DFI-F
JC94988-26	09/10/19	13:45	VG	09/12/19	DW	Drinking Water FB	LIFE-FB

Sample Summary
(continued)

J. M. Sorge, Inc.

Job No: JC94988

KIPP Water Quality Testing, Camden, NJ
Project No: 2016.046

Sample Number	Collected Date	Time	By	Received	Matrix Code	Type	Client Sample ID
JC94988-27	09/10/19	13:50	VG	09/12/19	DW	Drinking Water	LIFE-FLB-POE-1
JC94988-28	09/10/19	13:55	VG	09/12/19	DW	Drinking Water	LIFE-FLB-POE-F
JC94988-29	09/10/19	14:00	VG	09/12/19	DW	Drinking Water	LIFE-FL3-H308-WC-1
JC94988-30	09/10/19	14:05	VG	09/12/19	DW	Drinking Water	LIFE-FL3-H308-WC-F
JC94988-31	09/10/19	14:55	VG	09/12/19	DW	Drinking Water FB	SEEK-FB
JC94988-32	09/10/19	15:00	VG	09/12/19	DW	Drinking Water	SEEK-FLB-POE-1
JC94988-33	09/10/19	15:05	VG	09/12/19	DW	Drinking Water	SEEK-FLB-POE-F
JC94988-34	09/10/19	15:15	VG	09/12/19	DW	Drinking Water	SEEK-GWC-DW-3FL-N-1-312H-1
JC94988-35	09/10/19	15:20	VG	09/12/19	DW	Drinking Water	SEEK-GWC-DW-3FL-N-1-312H-F
JC94988-36	09/10/19	15:50	VG	09/12/19	DW	Drinking Water FB	TEAM-FB
JC94988-37	09/10/19	15:55	VG	09/12/19	DW	Drinking Water	TEAM-FLB-RCOMMON-DFB-1
JC94988-38	09/10/19	16:00	VG	09/12/19	DW	Drinking Water	TEAM-FLB-RCOMMON-DFB-F
JC94988-39	09/10/19	16:10	VG	09/12/19	DW	Drinking Water	TEAM-FLB-TRL-TS-1

Sample Summary
(continued)

J. M. Sorge, Inc.

Job No: JC94988

KIPP Water Quality Testing, Camden, NJ
Project No: 2016.046

Sample Number	Collected Date	Time	By	Received	Matrix Code	Type	Client Sample ID
JC94988-40	09/10/19	16:15	VG	09/12/19	DW	Drinking Water	TEAM-FLB-TRL-TS-F
JC94988-41	09/10/19	16:20	VG	09/12/19	DW	Drinking Water	TEAM-FL2-RLCA-WC-1
JC94988-42	09/10/19	16:25	VG	09/12/19	DW	Drinking Water	TEAM-FL2-RLCA-WC-F

CASE NARRATIVE / CONFORMANCE SUMMARY

Client:	J. M. Sorge, Inc.	**Job No**	JC94988
Site:	KIPP Water Quality Testing, Camden, NJ	**Report Date**	9/23/2019 10:35:20 A

On 09/12/2019, 34 Sample(s), 0 Trip Blank(s) and 8 Field Blank(s) were received at SGS North America Inc. at a maximum corrected temperature of 4.8 C. Samples were intact and chemically preserved, unless noted below. A SGS North America Inc. Job Number of JC94988 was assigned to the project. Laboratory sample ID, client sample ID and dates of sample collection are detailed in the report's Results Summary Section.

Specified quality control criteria were achieved for this job except as noted below. For more information, please refer to the analytical results and QC summary pages.

Compounds qualified as out of range in the continuing calibration summary report are acceptable as per method requirements when there is a high bias but the sample result is non-detect.

Metals Analysis By Method EPA 200.8

Matrix: DW **Batch ID:** MP17344

- All samples were digested within the recommended method holding time.
- All method blanks for this batch meet method specific criteria.
- Sample(s) JC94737-5MS, JC94737-5MSD were used as the QC samples for metals.
- Matrix Spike Recovery(s) for Lead are outside control limits. Spike amount low relative to the sample amount. Refer to lab control or spike blank for recovery information.

Matrix: DW **Batch ID:** MP17370

- All samples were digested within the recommended method holding time.
- All method blanks for this batch meet method specific criteria.
- Sample(s) JC94988-2MS, JC94988-3MS, JC94988-3MSD were used as the QC samples for metals.
- Matrix Spike Recovery(s) for Copper are outside control limits. Spike amount low relative to the sample amount. Refer to lab control or spike blank for recovery information.

Matrix: DW **Batch ID:** MP17371

- All samples were digested within the recommended method holding time.
- All method blanks for this batch meet method specific criteria.
- Sample(s) JC94988-25MS, JC94988-25MSD, JC94988-26MS were used as the QC samples for metals.

SGS North America Inc. certifies that data reported for samples received, listed on the associated custody chain or analytical task order, were produced to specifications meeting the Quality System precision, accuracy and completeness objectives except as noted.

Estimated non-standard method measurement uncertainty data is available on request, based on quality control bias and implicit for standard methods. Acceptable uncertainty requires tested parameter quality control data to meet method criteria.

SGS North America Inc. is not responsible for data quality assumptions if partial reports are used and recommends that this report be used in its entirety. Data release is authorized by SGS North America Inc indicated via signature on the report cover

Summary of Hits

Job Number: JC94988
Account: J. M. Sorge, Inc.
Project: KIPP Water Quality Testing, Camden, NJ
Collected: 09/10/19

Lab Sample ID / Analyte	Client Sample ID	Result/ Qual	RL	MDL	Units	Method
JC94988-1	**US-FB**					
No hits reported in this sample.						
JC94988-2	**US-FL1-POE-1**					
Copper		0.592	0.040		mg/l	EPA 200.8
Lead		0.00251	0.00050		mg/l	EPA 200.8
JC94988-3	**US-FL1-POE-F**					
Copper		0.0619	0.0040		mg/l	EPA 200.8
JC94988-4	**US-FL4-R420-WC-1**					
No hits reported in this sample.						
JC94988-5	**US-FL4-R420-WC-F**					
No hits reported in this sample.						
JC94988-6	**SPARK-FB**					
No hits reported in this sample.						
JC94988-7	**SPARK-FL1-POE-1**					
Copper		0.117	0.0080		mg/l	EPA 200.8
Lead		0.0140	0.00050		mg/l	EPA 200.8
JC94988-8	**SPARK-FL1-POE-F**					
Copper		0.00813	0.0040		mg/l	EPA 200.8
Lead		0.000814	0.00050		mg/l	EPA 200.8
JC94988-9	**SPARK-FL4-R415-WC-1**					
No hits reported in this sample.						
JC94988-10	**SPARK-FL4-R415-WC-F**					
No hits reported in this sample.						

Summary of Hits

Job Number: JC94988
Account: J. M. Sorge, Inc.
Project: KIPP Water Quality Testing, Camden, NJ
Collected: 09/10/19

Lab Sample ID / Analyte	Client Sample ID	Result/ Qual	RL	MDL	Units	Method
JC94988-11	**COLL-FB**					
No hits reported in this sample.						
JC94988-12	**COLL-FLB-POE-1**					
Copper		0.116	0.0080		mg/l	EPA 200.8
Lead		0.00306	0.00050		mg/l	EPA 200.8
JC94988-13	**COLL-FLB-POE-F**					
Copper		0.0368	0.0040		mg/l	EPA 200.8
Lead		0.00165	0.00050		mg/l	EPA 200.8
JC94988-14	**COLL-FL4-H412-DFB-1**					
Copper		0.161	0.0080		mg/l	EPA 200.8
JC94988-15	**COLL-FL4-H412-DFB-F**					
Copper		0.0272	0.0040		mg/l	EPA 200.8
JC94988-16	**RISE-FB**					
No hits reported in this sample.						
JC94988-17	**RISE-FLB-POE-1**					
Copper		0.156	0.0080		mg/l	EPA 200.8
Lead		0.0455	0.00050		mg/l	EPA 200.8
JC94988-18	**RISE-FLB-POE-F**					
Copper		0.00491	0.0040		mg/l	EPA 200.8
Lead		0.00288	0.00050		mg/l	EPA 200.8
JC94988-19	**RISE-FL3-5307A-WC-1**					
Copper		0.0292	0.0040		mg/l	EPA 200.8
JC94988-20	**RISE-FL3-5307A-WC-F**					
Copper		0.00992	0.0040		mg/l	EPA 200.8

Summary of Hits

Job Number: JC94988
Account: J. M. Sorge, Inc.
Project: KIPP Water Quality Testing, Camden, NJ
Collected: 09/10/19

Lab Sample ID / Analyte	Client Sample ID	Result/ Qual	RL	MDL	Units	Method
JC94988-21	**TB-FB**					
No hits reported in this sample.						
JC94988-22	**TB-FLB-POE-1**					
Copper		0.105	0.0080		mg/l	EPA 200.8
Lead		0.00287	0.00050		mg/l	EPA 200.8
JC94988-23	**TB-FLB-POE-F**					
Copper		0.00694	0.0040		mg/l	EPA 200.8
JC94988-24	**TB-FL4-R420-DFI-1**					
Copper		0.177	0.012		mg/l	EPA 200.8
JC94988-25	**TB-FL4-R420-DFI-F**					
Copper		0.0741	0.0040		mg/l	EPA 200.8
JC94988-26	**LIFE-FB**					
No hits reported in this sample.						
JC94988-27	**LIFE-FLB-POE-1**					
Copper		0.0115	0.0040		mg/l	EPA 200.8
Lead		0.00249	0.00050		mg/l	EPA 200.8
JC94988-28	**LIFE-FLB-POE-F**					
Copper		0.0404	0.0040		mg/l	EPA 200.8
Lead		0.00112	0.00050		mg/l	EPA 200.8
JC94988-29	**LIFE-FL3-H308-WC-1**					
No hits reported in this sample.						
JC94988-30	**LIFE-FL3-H308-WC-F**					
No hits reported in this sample.						

Summary of Hits

Job Number: JC94988
Account: J. M. Sorge, Inc.
Project: KIPP Water Quality Testing, Camden, NJ
Collected: 09/10/19

Lab Sample ID / Analyte	Client Sample ID	Result/ Qual	RL	MDL	Units	Method
JC94988-31	**SEEK-FB**					
No hits reported in this sample.						
JC94988-32	**SEEK-FLB-POE-1**					
Copper		18.2	1.0		mg/l	EPA 200.8
Lead		0.458	0.0050		mg/l	EPA 200.8
JC94988-33	**SEEK-FLB-POE-F**					
Copper		0.204	0.020		mg/l	EPA 200.8
Lead		0.0108	0.00050		mg/l	EPA 200.8
JC94988-34	**SEEK-GWC-DW-3FL-N-1-312H-1**					
No hits reported in this sample.						
JC94988-35	**SEEK-GWC-DW-3FL-N-1-312H-F**					
No hits reported in this sample.						
JC94988-36	**TEAM-FB**					
No hits reported in this sample.						
JC94988-37	**TEAM-FLB-RCOMMON-DFB-1**					
Copper		0.0710	0.0040		mg/l	EPA 200.8
JC94988-38	**TEAM-FLB-RCOMMON-DFB-F**					
Copper		0.0326	0.0040		mg/l	EPA 200.8
JC94988-39	**TEAM-FLB-TRL-TS-1**					
Copper		97.2	8.0		ug/l	EPA 200.8
JC94988-40	**TEAM-FLB-TRL-TS-F**					
Copper		0.0370	0.0040		mg/l	EPA 200.8
JC94988-41	**TEAM-FL2-RLCA-WC-1**					
No hits reported in this sample.						

Summary of Hits

Job Number: JC94988
Account: J. M. Sorge, Inc.
Project: KIPP Water Quality Testing, Camden, NJ
Collected: 09/10/19

Lab Sample ID Analyte	Client Sample ID	Result/ Qual	RL	MDL	Units	Method

JC94988-42 **TEAM-FL2-RLCA-WC-F**

No hits reported in this sample.

Sample Results

Report of Analysis

Report of Analysis

Client Sample ID: US-FB
Lab Sample ID: JC94988-1
Matrix: DW - Drinking Water FB
Project: KIPP Water Quality Testing, Camden, NJ

Date Sampled: 09/10/19
Date Received: 09/12/19
Percent Solids: n/a

Total Metals Analysis

Analyte	Result	MCL	RL	Units	DF	Prep	Analyzed	By	Method	Prep Method
Copper	< 0.0040	1.3	0.0040	mg/l	1	09/19/19	09/19/19	SN	EPA 200.8 [1]	EPA 200.8 [2]
Lead	< 0.00050	0.015	0.00050	mg/l	1	09/19/19	09/19/19	SN	EPA 200.8 [1]	EPA 200.8 [2]

(1) Instrument QC Batch: MA47478
(2) Prep QC Batch: MP17370

RL = Reporting Limit
MCL = Maximum Contamination Level (NJAC 7:10 9/18)

Report of Analysis

Client Sample ID:	US-FL1-POE-1		
Lab Sample ID:	JC94988-2	**Date Sampled:**	09/10/19
Matrix:	DW - Drinking Water	**Date Received:**	09/12/19
		Percent Solids:	n/a
Project:	KIPP Water Quality Testing, Camden, NJ		

Total Metals Analysis

Analyte	Result	MCL	RL	Units	DF	Prep	Analyzed	By	Method	Prep Method
Copper	0.592	1.3	0.040	mg/l	10	09/19/19	09/19/19	SN	EPA 200.8 [1]	EPA 200.8 [2]
Lead	0.00251	0.015	0.00050	mg/l	1	09/19/19	09/19/19	SN	EPA 200.8 [1]	EPA 200.8 [2]

(1) Instrument QC Batch: MA47478
(2) Prep QC Batch: MP17370

RL = Reporting Limit
MCL = Maximum Contamination Level (NJAC 7:10 9/18)

Report of Analysis

Client Sample ID:	US-FL1-POE-F		
Lab Sample ID:	JC94988-3	**Date Sampled:**	09/10/19
Matrix:	DW - Drinking Water	**Date Received:**	09/12/19
		Percent Solids:	n/a
Project:	KIPP Water Quality Testing, Camden, NJ		

Total Metals Analysis

Analyte	Result	MCL	RL	Units	DF	Prep	Analyzed	By	Method	Prep Method
Copper	0.0619	1.3	0.0040	mg/l	1	09/19/19	09/19/19	SN	EPA 200.8 [1]	EPA 200.8 [2]
Lead	< 0.00050	0.015	0.00050	mg/l	1	09/19/19	09/19/19	SN	EPA 200.8 [1]	EPA 200.8 [2]

(1) Instrument QC Batch: MA47478
(2) Prep QC Batch: MP17370

RL = Reporting Limit
MCL = Maximum Contamination Level (NJAC 7:10 9/18)

Report of Analysis

Client Sample ID:	US-FL4-R420-WC-1		
Lab Sample ID:	JC94988-4	**Date Sampled:**	09/10/19
Matrix:	DW - Drinking Water	**Date Received:**	09/12/19
		Percent Solids:	n/a
Project:	KIPP Water Quality Testing, Camden, NJ		

Total Metals Analysis

Analyte	Result	MCL	RL	Units	DF	Prep	Analyzed	By	Method	Prep Method
Copper	< 0.0040	1.3	0.0040	mg/l	1	09/19/19	09/19/19	SN	EPA 200.8 [1]	EPA 200.8 [2]
Lead	< 0.00050	0.015	0.00050	mg/l	1	09/19/19	09/19/19	SN	EPA 200.8 [1]	EPA 200.8 [2]

(1) Instrument QC Batch: MA47478
(2) Prep QC Batch: MP17370

RL = Reporting Limit
MCL = Maximum Contamination Level (NJAC 7:10 9/18)

Report of Analysis

Client Sample ID: US-FL4-R420-WC-F
Lab Sample ID: JC94988-5
Matrix: DW - Drinking Water
Project: KIPP Water Quality Testing, Camden, NJ

Date Sampled: 09/10/19
Date Received: 09/12/19
Percent Solids: n/a

Total Metals Analysis

Analyte	Result	MCL	RL	Units	DF	Prep	Analyzed	By	Method	Prep Method
Copper	< 0.0040	1.3	0.0040	mg/l	1	09/19/19	09/19/19	SN	EPA 200.8 [1]	EPA 200.8 [2]
Lead	< 0.00050	0.015	0.00050	mg/l	1	09/19/19	09/19/19	SN	EPA 200.8 [1]	EPA 200.8 [2]

(1) Instrument QC Batch: MA47478
(2) Prep QC Batch: MP17370

RL = Reporting Limit
MCL = Maximum Contamination Level (NJAC 7:10 9/18)

Report of Analysis

Client Sample ID:	SPARK-FB		
Lab Sample ID:	JC94988-6	**Date Sampled:**	09/10/19
Matrix:	DW - Drinking Water FB	**Date Received:**	09/12/19
		Percent Solids:	n/a
Project:	KIPP Water Quality Testing, Camden, NJ		

Total Metals Analysis

Analyte	Result	MCL	RL	Units	DF	Prep	Analyzed	By	Method	Prep Method
Copper	< 0.0040	1.3	0.0040	mg/l	1	09/19/19	09/19/19	SN	EPA 200.8 [1]	EPA 200.8 [2]
Lead	< 0.00050	0.015	0.00050	mg/l	1	09/19/19	09/19/19	SN	EPA 200.8 [1]	EPA 200.8 [2]

(1) Instrument QC Batch: MA47478
(2) Prep QC Batch: MP17370

RL = Reporting Limit
MCL = Maximum Contamination Level (NJAC 7:10 9/18)

Report of Analysis

Client Sample ID:	SPARK-FL1-POE-1		
Lab Sample ID:	JC94988-7	**Date Sampled:**	09/10/19
Matrix:	DW - Drinking Water	**Date Received:**	09/12/19
		Percent Solids:	n/a
Project:	KIPP Water Quality Testing, Camden, NJ		

Total Metals Analysis

Analyte	Result	MCL	RL	Units	DF	Prep	Analyzed	By	Method	Prep Method
Copper	0.117	1.3	0.0080	mg/l	2	09/17/19	09/19/19	SN	EPA 200.8 [2]	EPA 200.8 [3]
Lead	0.0140	0.015	0.00050	mg/l	1	09/17/19	09/19/19	SN	EPA 200.8 [1]	EPA 200.8 [3]

(1) Instrument QC Batch: MA47473
(2) Instrument QC Batch: MA47478
(3) Prep QC Batch: MP17344

RL = Reporting Limit
MCL = Maximum Contamination Level (NJAC 7:10 9/18)

Report of Analysis

Client Sample ID:	SPARK-FL1-POE-F		
Lab Sample ID:	JC94988-8	**Date Sampled:**	09/10/19
Matrix:	DW - Drinking Water	**Date Received:**	09/12/19
		Percent Solids:	n/a
Project:	KIPP Water Quality Testing, Camden, NJ		

Total Metals Analysis

Analyte	Result	MCL	RL	Units	DF	Prep	Analyzed	By	Method	Prep Method
Copper	0.00813	1.3	0.0040	mg/l	1	09/19/19	09/19/19	SN	EPA 200.8 [1]	EPA 200.8 [2]
Lead	0.000814	0.015	0.00050	mg/l	1	09/19/19	09/19/19	SN	EPA 200.8 [1]	EPA 200.8 [2]

(1) Instrument QC Batch: MA47478
(2) Prep QC Batch: MP17370

RL = Reporting Limit
MCL = Maximum Contamination Level (NJAC 7:10 9/18)

Report of Analysis

Client Sample ID:	SPARK-FL4-R415-WC-1		
Lab Sample ID:	JC94988-9	**Date Sampled:**	09/10/19
Matrix:	DW - Drinking Water	**Date Received:**	09/12/19
		Percent Solids:	n/a
Project:	KIPP Water Quality Testing, Camden, NJ		

Total Metals Analysis

Analyte	Result	MCL	RL	Units	DF	Prep	Analyzed	By	Method	Prep Method
Copper	< 0.0040	1.3	0.0040	mg/l	1	09/19/19	09/19/19	SN	EPA 200.8 [1]	EPA 200.8 [2]
Lead	< 0.00050	0.015	0.00050	mg/l	1	09/19/19	09/19/19	SN	EPA 200.8 [1]	EPA 200.8 [2]

(1) Instrument QC Batch: MA47478
(2) Prep QC Batch: MP17370

RL = Reporting Limit
MCL = Maximum Contamination Level (NJAC 7:10 9/18)

Report of Analysis

Client Sample ID:	SPARK-FL4-R415-WC-F		
Lab Sample ID:	JC94988-10	**Date Sampled:**	09/10/19
Matrix:	DW - Drinking Water	**Date Received:**	09/12/19
		Percent Solids:	n/a
Project:	KIPP Water Quality Testing, Camden, NJ		

Total Metals Analysis

Analyte	Result	MCL	RL	Units	DF	Prep	Analyzed	By	Method	Prep Method
Copper	< 0.0040	1.3	0.0040	mg/l	1	09/19/19	09/19/19	SN	EPA 200.8 [1]	EPA 200.8 [2]
Lead	< 0.00050	0.015	0.00050	mg/l	1	09/19/19	09/19/19	SN	EPA 200.8 [1]	EPA 200.8 [2]

(1) Instrument QC Batch: MA47478
(2) Prep QC Batch: MP17370

RL = Reporting Limit
MCL = Maximum Contamination Level (NJAC 7:10 9/18)

Report of Analysis

Client Sample ID:	COLL-FB		
Lab Sample ID:	JC94988-11	**Date Sampled:**	09/10/19
Matrix:	DW - Drinking Water FB	**Date Received:**	09/12/19
		Percent Solids:	n/a
Project:	KIPP Water Quality Testing, Camden, NJ		

Total Metals Analysis

Analyte	Result	MCL	RL	Units	DF	Prep	Analyzed	By	Method	Prep Method
Copper	< 0.0040	1.3	0.0040	mg/l	1	09/19/19	09/19/19	SN	EPA 200.8 [1]	EPA 200.8 [2]
Lead	< 0.00050	0.015	0.00050	mg/l	1	09/19/19	09/19/19	SN	EPA 200.8 [1]	EPA 200.8 [2]

(1) Instrument QC Batch: MA47478
(2) Prep QC Batch: MP17370

RL = Reporting Limit
MCL = Maximum Contamination Level (NJAC 7:10 9/18)

Report of Analysis

Client Sample ID:	COLL-FLB-POE-1		
Lab Sample ID:	JC94988-12	**Date Sampled:**	09/10/19
Matrix:	DW - Drinking Water	**Date Received:**	09/12/19
		Percent Solids:	n/a
Project:	KIPP Water Quality Testing, Camden, NJ		

Total Metals Analysis

Analyte	Result	MCL	RL	Units	DF	Prep	Analyzed	By	Method	Prep Method
Copper	0.116	1.3	0.0080	mg/l	2	09/17/19	09/19/19	SN	EPA 200.8 [2]	EPA 200.8 [3]
Lead	0.00306	0.015	0.00050	mg/l	1	09/17/19	09/19/19	SN	EPA 200.8 [1]	EPA 200.8 [3]

(1) Instrument QC Batch: MA47473
(2) Instrument QC Batch: MA47478
(3) Prep QC Batch: MP17344

RL = Reporting Limit
MCL = Maximum Contamination Level (NJAC 7:10 9/18)

Report of Analysis

Client Sample ID:	COLL-FLB-POE-F		
Lab Sample ID:	JC94988-13	**Date Sampled:**	09/10/19
Matrix:	DW - Drinking Water	**Date Received:**	09/12/19
		Percent Solids:	n/a
Project:	KIPP Water Quality Testing, Camden, NJ		

Total Metals Analysis

Analyte	Result	MCL	RL	Units	DF	Prep	Analyzed	By	Method	Prep Method
Copper	0.0368	1.3	0.0040	mg/l	1	09/19/19	09/19/19	SN	EPA 200.8 [1]	EPA 200.8 [2]
Lead	0.00165	0.015	0.00050	mg/l	1	09/19/19	09/19/19	SN	EPA 200.8 [1]	EPA 200.8 [2]

(1) Instrument QC Batch: MA47478
(2) Prep QC Batch: MP17370

RL = Reporting Limit
MCL = Maximum Contamination Level (NJAC 7:10 9/18)

Report of Analysis

Client Sample ID:	COLL-FL4-H412-DFB-1		
Lab Sample ID:	JC94988-14	**Date Sampled:**	09/10/19
Matrix:	DW - Drinking Water	**Date Received:**	09/12/19
		Percent Solids:	n/a
Project:	KIPP Water Quality Testing, Camden, NJ		

Total Metals Analysis

Analyte	Result	MCL	RL	Units	DF	Prep	Analyzed	By	Method	Prep Method
Copper	0.161	1.3	0.0080	mg/l	2	09/19/19	09/19/19	SN	EPA 200.8 [1]	EPA 200.8 [2]
Lead	< 0.00050	0.015	0.00050	mg/l	1	09/19/19	09/19/19	SN	EPA 200.8 [1]	EPA 200.8 [2]

(1) Instrument QC Batch: MA47478
(2) Prep QC Batch: MP17370

RL = Reporting Limit
MCL = Maximum Contamination Level (NJAC 7:10 9/18)

Report of Analysis

Client Sample ID:	COLL-FL4-H412-DFB-F		
Lab Sample ID:	JC94988-15	**Date Sampled:**	09/10/19
Matrix:	DW - Drinking Water	**Date Received:**	09/12/19
		Percent Solids:	n/a
Project:	KIPP Water Quality Testing, Camden, NJ		

Total Metals Analysis

Analyte	Result	MCL	RL	Units	DF	Prep	Analyzed	By	Method	Prep Method
Copper	0.0272	1.3	0.0040	mg/l	1	09/19/19	09/19/19	SN	EPA 200.8 [1]	EPA 200.8 [2]
Lead	< 0.00050	0.015	0.00050	mg/l	1	09/19/19	09/19/19	SN	EPA 200.8 [1]	EPA 200.8 [2]

(1) Instrument QC Batch: MA47478
(2) Prep QC Batch: MP17370

RL = Reporting Limit
MCL = Maximum Contamination Level (NJAC 7:10 9/18)

Report of Analysis

Client Sample ID:	RISE-FB		
Lab Sample ID:	JC94988-16	**Date Sampled:**	09/10/19
Matrix:	DW - Drinking Water FB	**Date Received:**	09/12/19
		Percent Solids:	n/a
Project:	KIPP Water Quality Testing, Camden, NJ		

Total Metals Analysis

Analyte	Result	MCL	RL	Units	DF	Prep	Analyzed	By	Method	Prep Method
Copper	< 0.0040	1.3	0.0040	mg/l	1	09/19/19	09/19/19	SN	EPA 200.8 [1]	EPA 200.8 [2]
Lead	< 0.00050	0.015	0.00050	mg/l	1	09/19/19	09/19/19	SN	EPA 200.8 [1]	EPA 200.8 [2]

(1) Instrument QC Batch: MA47478
(2) Prep QC Batch: MP17370

RL = Reporting Limit
MCL = Maximum Contamination Level (NJAC 7:10 9/18)

Report of Analysis

Client Sample ID:	RISE-FLB-POE-1		
Lab Sample ID:	JC94988-17	**Date Sampled:**	09/10/19
Matrix:	DW - Drinking Water	**Date Received:**	09/12/19
		Percent Solids:	n/a
Project:	KIPP Water Quality Testing, Camden, NJ		

Total Metals Analysis

Analyte	Result	MCL	RL	Units	DF	Prep	Analyzed	By	Method	Prep Method
Copper	0.156	1.3	0.0080	mg/l	2	09/17/19	09/19/19	SN	EPA 200.8 [1]	EPA 200.8 [2]
Lead	0.0455	0.015	0.00050	mg/l	1	09/17/19	09/19/19	SN	EPA 200.8 [1]	EPA 200.8 [2]

(1) Instrument QC Batch: MA47478
(2) Prep QC Batch: MP17344

RL = Reporting Limit
MCL = Maximum Contamination Level (NJAC 7:10 9/18)

Report of Analysis

Client Sample ID:	RISE-FLB-POE-F		
Lab Sample ID:	JC94988-18	**Date Sampled:**	09/10/19
Matrix:	DW - Drinking Water	**Date Received:**	09/12/19
		Percent Solids:	n/a
Project:	KIPP Water Quality Testing, Camden, NJ		

Total Metals Analysis

Analyte	Result	MCL	RL	Units	DF	Prep	Analyzed	By	Method	Prep Method
Copper	0.00491	1.3	0.0040	mg/l	1	09/19/19	09/19/19	SN	EPA 200.8 [1]	EPA 200.8 [2]
Lead	0.00288	0.015	0.00050	mg/l	1	09/19/19	09/19/19	SN	EPA 200.8 [1]	EPA 200.8 [2]

(1) Instrument QC Batch: MA47478
(2) Prep QC Batch: MP17370

RL = Reporting Limit
MCL = Maximum Contamination Level (NJAC 7:10 9/18)

Report of Analysis

Client Sample ID:	RISE-FL3-5307A-WC-1		
Lab Sample ID:	JC94988-19	**Date Sampled:**	09/10/19
Matrix:	DW - Drinking Water	**Date Received:**	09/12/19
		Percent Solids:	n/a
Project:	KIPP Water Quality Testing, Camden, NJ		

Total Metals Analysis

Analyte	Result	MCL	RL	Units	DF	Prep	Analyzed	By	Method	Prep Method
Copper	0.0292	1.3	0.0040	mg/l	1	09/19/19	09/19/19	SN	EPA 200.8 [1]	EPA 200.8 [2]
Lead	< 0.00050	0.015	0.00050	mg/l	1	09/19/19	09/19/19	SN	EPA 200.8 [1]	EPA 200.8 [2]

(1) Instrument QC Batch: MA47478
(2) Prep QC Batch: MP17370

RL = Reporting Limit
MCL = Maximum Contamination Level (NJAC 7:10 9/18)

Report of Analysis

Client Sample ID:	RISE-FL3-5307A-WC-F		
Lab Sample ID:	JC94988-20	**Date Sampled:**	09/10/19
Matrix:	DW - Drinking Water	**Date Received:**	09/12/19
		Percent Solids:	n/a
Project:	KIPP Water Quality Testing, Camden, NJ		

Total Metals Analysis

Analyte	Result	MCL	RL	Units	DF	Prep	Analyzed	By	Method	Prep Method
Copper	0.00992	1.3	0.0040	mg/l	1	09/19/19	09/19/19	SN	EPA 200.8 [1]	EPA 200.8 [2]
Lead	< 0.00050	0.015	0.00050	mg/l	1	09/19/19	09/19/19	SN	EPA 200.8 [1]	EPA 200.8 [2]

(1) Instrument QC Batch: MA47478
(2) Prep QC Batch: MP17370

RL = Reporting Limit
MCL = Maximum Contamination Level (NJAC 7:10 9/18)

Report of Analysis

Client Sample ID:	TB-FB		
Lab Sample ID:	JC94988-21	**Date Sampled:**	09/10/19
Matrix:	DW - Drinking Water FB	**Date Received:**	09/12/19
		Percent Solids:	n/a
Project:	KIPP Water Quality Testing, Camden, NJ		

Total Metals Analysis

Analyte	Result	MCL	RL	Units	DF	Prep	Analyzed	By	Method	Prep Method
Copper	< 0.0040	1.3	0.0040	mg/l	1	09/19/19	09/19/19	SN	EPA 200.8 [1]	EPA 200.8 [2]
Lead	< 0.00050	0.015	0.00050	mg/l	1	09/19/19	09/19/19	SN	EPA 200.8 [1]	EPA 200.8 [2]

(1) Instrument QC Batch: MA47478
(2) Prep QC Batch: MP17370

RL = Reporting Limit
MCL = Maximum Contamination Level (NJAC 7:10 9/18)

Report of Analysis

Client Sample ID:	TB-FLB-POE-1		
Lab Sample ID:	JC94988-22	**Date Sampled:**	09/10/19
Matrix:	DW - Drinking Water	**Date Received:**	09/12/19
		Percent Solids:	n/a
Project:	KIPP Water Quality Testing, Camden, NJ		

Total Metals Analysis

Analyte	Result	MCL	RL	Units	DF	Prep	Analyzed	By	Method	Prep Method
Copper	0.105	1.3	0.0080	mg/l	2	09/17/19	09/19/19	SN	EPA 200.8 [1]	EPA 200.8 [2]
Lead	0.00287	0.015	0.00050	mg/l	1	09/17/19	09/19/19	SN	EPA 200.8 [1]	EPA 200.8 [2]

(1) Instrument QC Batch: MA47478
(2) Prep QC Batch: MP17344

RL = Reporting Limit
MCL = Maximum Contamination Level (NJAC 7:10 9/18)

Report of Analysis

Client Sample ID:	TB-FLB-POE-F		
Lab Sample ID:	JC94988-23	**Date Sampled:**	09/10/19
Matrix:	DW - Drinking Water	**Date Received:**	09/12/19
		Percent Solids:	n/a
Project:	KIPP Water Quality Testing, Camden, NJ		

Total Metals Analysis

Analyte	Result	MCL	RL	Units	DF	Prep	Analyzed	By	Method	Prep Method
Copper	0.00694	1.3	0.0040	mg/l	1	09/19/19	09/19/19	SN	EPA 200.8 [1]	EPA 200.8 [2]
Lead	< 0.00050	0.015	0.00050	mg/l	1	09/19/19	09/19/19	SN	EPA 200.8 [1]	EPA 200.8 [2]

(1) Instrument QC Batch: MA47478
(2) Prep QC Batch: MP17370

RL = Reporting Limit
MCL = Maximum Contamination Level (NJAC 7:10 9/18)

Report of Analysis

Client Sample ID:	TB-FL4-R420-DFI-1		
Lab Sample ID:	JC94988-24	**Date Sampled:**	09/10/19
Matrix:	DW - Drinking Water	**Date Received:**	09/12/19
		Percent Solids:	n/a
Project:	KIPP Water Quality Testing, Camden, NJ		

Total Metals Analysis

Analyte	Result	MCL	RL	Units	DF	Prep	Analyzed	By	Method	Prep Method
Copper	0.177	1.3	0.012	mg/l	3	09/19/19	09/19/19	SN	EPA 200.8 [1]	EPA 200.8 [2]
Lead	< 0.00050	0.015	0.00050	mg/l	1	09/19/19	09/19/19	SN	EPA 200.8 [1]	EPA 200.8 [2]

(1) Instrument QC Batch: MA47478
(2) Prep QC Batch: MP17370

RL = Reporting Limit
MCL = Maximum Contamination Level (NJAC 7:10 9/18)

Report of Analysis

Client Sample ID:	TB-FL4-R420-DFI-F		
Lab Sample ID:	JC94988-25	**Date Sampled:**	09/10/19
Matrix:	DW - Drinking Water	**Date Received:**	09/12/19
		Percent Solids:	n/a
Project:	KIPP Water Quality Testing, Camden, NJ		

Total Metals Analysis

Analyte	Result	MCL	RL	Units	DF	Prep	Analyzed	By	Method	Prep Method
Copper	0.0741	1.3	0.0040	mg/l	1	09/19/19	09/19/19	SN	EPA 200.8 [1]	EPA 200.8 [2]
Lead	< 0.00050	0.015	0.00050	mg/l	1	09/19/19	09/19/19	SN	EPA 200.8 [1]	EPA 200.8 [2]

(1) Instrument QC Batch: MA47478
(2) Prep QC Batch: MP17371

RL = Reporting Limit
MCL = Maximum Contamination Level (NJAC 7:10 9/18)

Report of Analysis

Client Sample ID:	LIFE-FB		
Lab Sample ID:	JC94988-26	**Date Sampled:**	09/10/19
Matrix:	DW - Drinking Water FB	**Date Received:**	09/12/19
		Percent Solids:	n/a
Project:	KIPP Water Quality Testing, Camden, NJ		

Total Metals Analysis

Analyte	Result	MCL	RL	Units	DF	Prep	Analyzed	By	Method	Prep Method
Copper	< 0.0040	1.3	0.0040	mg/l	1	09/19/19	09/19/19	SN	EPA 200.8 [1]	EPA 200.8 [2]
Lead	< 0.00050	0.015	0.00050	mg/l	1	09/19/19	09/19/19	SN	EPA 200.8 [1]	EPA 200.8 [2]

(1) Instrument QC Batch: MA47478
(2) Prep QC Batch: MP17371

RL = Reporting Limit
MCL = Maximum Contamination Level (NJAC 7:10 9/18)

Report of Analysis

Client Sample ID:	LIFE-FLB-POE-1		
Lab Sample ID:	JC94988-27	**Date Sampled:**	09/10/19
Matrix:	DW - Drinking Water	**Date Received:**	09/12/19
		Percent Solids:	n/a
Project:	KIPP Water Quality Testing, Camden, NJ		

Total Metals Analysis

Analyte	Result	MCL	RL	Units	DF	Prep	Analyzed	By	Method	Prep Method
Copper	0.0115	1.3	0.0040	mg/l	1	09/19/19	09/19/19	SN	EPA 200.8 [1]	EPA 200.8 [2]
Lead	0.00249	0.015	0.00050	mg/l	1	09/19/19	09/19/19	SN	EPA 200.8 [1]	EPA 200.8 [2]

(1) Instrument QC Batch: MA47478
(2) Prep QC Batch: MP17371

RL = Reporting Limit
MCL = Maximum Contamination Level (NJAC 7:10 9/18)

Report of Analysis

Client Sample ID:	LIFE-FLB-POE-F		
Lab Sample ID:	JC94988-28	**Date Sampled:**	09/10/19
Matrix:	DW - Drinking Water	**Date Received:**	09/12/19
		Percent Solids:	n/a
Project:	KIPP Water Quality Testing, Camden, NJ		

Total Metals Analysis

Analyte	Result	MCL	RL	Units	DF	Prep	Analyzed	By	Method	Prep Method
Copper	0.0404	1.3	0.0040	mg/l	1	09/17/19	09/19/19	SN	EPA 200.8 [1]	EPA 200.8 [2]
Lead	0.00112	0.015	0.00050	mg/l	1	09/17/19	09/19/19	SN	EPA 200.8 [1]	EPA 200.8 [2]

(1) Instrument QC Batch: MA47478
(2) Prep QC Batch: MP17344

RL = Reporting Limit
MCL = Maximum Contamination Level (NJAC 7:10 9/18)

Report of Analysis

Client Sample ID:	LIFE-FL3-H308-WC-1		
Lab Sample ID:	JC94988-29	**Date Sampled:**	09/10/19
Matrix:	DW - Drinking Water	**Date Received:**	09/12/19
		Percent Solids:	n/a
Project:	KIPP Water Quality Testing, Camden, NJ		

Total Metals Analysis

Analyte	Result	MCL	RL	Units	DF	Prep	Analyzed	By	Method	Prep Method
Copper	< 0.0040	1.3	0.0040	mg/l	1	09/19/19	09/19/19	SN	EPA 200.8 [1]	EPA 200.8 [2]
Lead	< 0.00050	0.015	0.00050	mg/l	1	09/19/19	09/19/19	SN	EPA 200.8 [1]	EPA 200.8 [2]

(1) Instrument QC Batch: MA47478
(2) Prep QC Batch: MP17371

RL = Reporting Limit
MCL = Maximum Contamination Level (NJAC 7:10 9/18)

Report of Analysis

Client Sample ID:	LIFE-FL3-H308-WC-F		
Lab Sample ID:	JC94988-30	**Date Sampled:**	09/10/19
Matrix:	DW - Drinking Water	**Date Received:**	09/12/19
		Percent Solids:	n/a
Project:	KIPP Water Quality Testing, Camden, NJ		

Total Metals Analysis

Analyte	Result	MCL	RL	Units	DF	Prep	Analyzed	By	Method	Prep Method
Copper	< 0.0040	1.3	0.0040	mg/l	1	09/19/19	09/19/19	SN	EPA 200.8 [1]	EPA 200.8 [2]
Lead	< 0.00050	0.015	0.00050	mg/l	1	09/19/19	09/19/19	SN	EPA 200.8 [1]	EPA 200.8 [2]

(1) Instrument QC Batch: MA47478
(2) Prep QC Batch: MP17371

RL = Reporting Limit
MCL = Maximum Contamination Level (NJAC 7:10 9/18)

Report of Analysis

Client Sample ID:	SEEK-FB		
Lab Sample ID:	JC94988-31	**Date Sampled:**	09/10/19
Matrix:	DW - Drinking Water FB	**Date Received:**	09/12/19
		Percent Solids:	n/a
Project:	KIPP Water Quality Testing, Camden, NJ		

Total Metals Analysis

Analyte	Result	MCL	RL	Units	DF	Prep	Analyzed	By	Method	Prep Method
Copper	< 0.0040	1.3	0.0040	mg/l	1	09/19/19	09/19/19	SN	EPA 200.8 [1]	EPA 200.8 [2]
Lead	< 0.00050	0.015	0.00050	mg/l	1	09/19/19	09/19/19	SN	EPA 200.8 [1]	EPA 200.8 [2]

(1) Instrument QC Batch: MA47478
(2) Prep QC Batch: MP17371

RL = Reporting Limit
MCL = Maximum Contamination Level (NJAC 7:10 9/18)

Report of Analysis

Client Sample ID:	SEEK-FLB-POE-1		
Lab Sample ID:	JC94988-32	**Date Sampled:**	09/10/19
Matrix:	DW - Drinking Water	**Date Received:**	09/12/19
		Percent Solids:	n/a
Project:	KIPP Water Quality Testing, Camden, NJ		

Total Metals Analysis

Analyte	Result	MCL	RL	Units	DF	Prep	Analyzed	By	Method	Prep Method
Copper	18.2	1.3	1.0	mg/l	250	09/17/19	09/19/19	SN	EPA 200.8 [1]	EPA 200.8 [2]
Lead	0.458	0.015	0.0050	mg/l	10	09/17/19	09/19/19	SN	EPA 200.8 [1]	EPA 200.8 [2]

(1) Instrument QC Batch: MA47478
(2) Prep QC Batch: MP17344

RL = Reporting Limit
MCL = Maximum Contamination Level (NJAC 7:10 9/18)

Report of Analysis

Client Sample ID:	SEEK-FLB-POE-F		
Lab Sample ID:	JC94988-33	**Date Sampled:**	09/10/19
Matrix:	DW - Drinking Water	**Date Received:**	09/12/19
		Percent Solids:	n/a
Project:	KIPP Water Quality Testing, Camden, NJ		

Total Metals Analysis

Analyte	Result	MCL	RL	Units	DF	Prep	Analyzed	By	Method	Prep Method
Copper	0.204	1.3	0.020	mg/l	5	09/17/19	09/19/19	SN	EPA 200.8 [1]	EPA 200.8 [2]
Lead	0.0108	0.015	0.00050	mg/l	1	09/17/19	09/19/19	SN	EPA 200.8 [1]	EPA 200.8 [2]

(1) Instrument QC Batch: MA47478
(2) Prep QC Batch: MP17344

RL = Reporting Limit
MCL = Maximum Contamination Level (NJAC 7:10 9/18)

Report of Analysis

Client Sample ID:	SEEK-GWC-DW-3FL-N-1-312H-1		
Lab Sample ID:	JC94988-34	**Date Sampled:**	09/10/19
Matrix:	DW - Drinking Water	**Date Received:**	09/12/19
		Percent Solids:	n/a
Project:	KIPP Water Quality Testing, Camden, NJ		

Total Metals Analysis

Analyte	Result	MCL	RL	Units	DF	Prep	Analyzed	By	Method	Prep Method
Copper	< 0.0040	1.3	0.0040	mg/l	1	09/19/19	09/19/19	SN	EPA 200.8 [1]	EPA 200.8 [2]
Lead	< 0.00050	0.015	0.00050	mg/l	1	09/19/19	09/19/19	SN	EPA 200.8 [1]	EPA 200.8 [2]

(1) Instrument QC Batch: MA47478
(2) Prep QC Batch: MP17371

RL = Reporting Limit
MCL = Maximum Contamination Level (NJAC 7:10 9/18)

Report of Analysis

Client Sample ID:	SEEK-GWC-DW-3FL-N-1-312H-F		
Lab Sample ID:	JC94988-35	**Date Sampled:**	09/10/19
Matrix:	DW - Drinking Water	**Date Received:**	09/12/19
		Percent Solids:	n/a
Project:	KIPP Water Quality Testing, Camden, NJ		

Total Metals Analysis

Analyte	Result	MCL	RL	Units	DF	Prep	Analyzed	By	Method	Prep Method
Copper	< 0.0040	1.3	0.0040	mg/l	1	09/19/19	09/19/19	SN	EPA 200.8 [1]	EPA 200.8 [2]
Lead	< 0.00050	0.015	0.00050	mg/l	1	09/19/19	09/19/19	SN	EPA 200.8 [1]	EPA 200.8 [2]

(1) Instrument QC Batch: MA47478
(2) Prep QC Batch: MP17371

RL = Reporting Limit
MCL = Maximum Contamination Level (NJAC 7:10 9/18)

Report of Analysis

Client Sample ID:	TEAM-FB		
Lab Sample ID:	JC94988-36	**Date Sampled:**	09/10/19
Matrix:	DW - Drinking Water FB	**Date Received:**	09/12/19
		Percent Solids:	n/a
Project:	KIPP Water Quality Testing, Camden, NJ		

Total Metals Analysis

Analyte	Result	MCL	RL	Units	DF	Prep	Analyzed	By	Method	Prep Method
Copper	< 0.0040	1.3	0.0040	mg/l	1	09/19/19	09/19/19	SN	EPA 200.8 [1]	EPA 200.8 [2]
Lead	< 0.00050	0.015	0.00050	mg/l	1	09/19/19	09/19/19	SN	EPA 200.8 [1]	EPA 200.8 [2]

(1) Instrument QC Batch: MA47478
(2) Prep QC Batch: MP17371

RL = Reporting Limit
MCL = Maximum Contamination Level (NJAC 7:10 9/18)

Report of Analysis

Client Sample ID:	TEAM-FLB-RCOMMON-DFB-1		
Lab Sample ID:	JC94988-37	**Date Sampled:**	09/10/19
Matrix:	DW - Drinking Water	**Date Received:**	09/12/19
		Percent Solids:	n/a
Project:	KIPP Water Quality Testing, Camden, NJ		

Total Metals Analysis

Analyte	Result	MCL	RL	Units	DF	Prep	Analyzed	By	Method	Prep Method
Copper	0.0710	1.3	0.0040	mg/l	1	09/19/19	09/19/19	SN	EPA 200.8 [1]	EPA 200.8 [2]
Lead	< 0.00050	0.015	0.00050	mg/l	1	09/19/19	09/19/19	SN	EPA 200.8 [1]	EPA 200.8 [2]

(1) Instrument QC Batch: MA47478
(2) Prep QC Batch: MP17371

RL = Reporting Limit
MCL = Maximum Contamination Level (NJAC 7:10 9/18)

Report of Analysis

Client Sample ID:	TEAM-FLB-RCOMMON-DFB-F		
Lab Sample ID:	JC94988-38	**Date Sampled:**	09/10/19
Matrix:	DW - Drinking Water	**Date Received:**	09/12/19
		Percent Solids:	n/a
Project:	KIPP Water Quality Testing, Camden, NJ		

Total Metals Analysis

Analyte	Result	MCL	RL	Units	DF	Prep	Analyzed	By	Method	Prep Method
Copper	0.0326	1.3	0.0040	mg/l	1	09/19/19	09/19/19	SN	EPA 200.8 [1]	EPA 200.8 [2]
Lead	< 0.00050	0.015	0.00050	mg/l	1	09/19/19	09/19/19	SN	EPA 200.8 [1]	EPA 200.8 [2]

(1) Instrument QC Batch: MA47478
(2) Prep QC Batch: MP17371

RL = Reporting Limit
MCL = Maximum Contamination Level (NJAC 7:10 9/18)

Report of Analysis

Client Sample ID:	TEAM-FLB-TRL-TS-1		
Lab Sample ID:	JC94988-39	**Date Sampled:**	09/10/19
Matrix:	DW - Drinking Water	**Date Received:**	09/12/19
		Percent Solids:	n/a
Project:	KIPP Water Quality Testing, Camden, NJ		

Total Metals Analysis

Analyte	Result	MCL	RL	Units	DF	Prep	Analyzed	By	Method	Prep Method
Copper	97.2	1300	8.0	ug/l	2	09/19/19	09/19/19	SN	EPA 200.8 [1]	EPA 200.8 [2]
Lead	< 0.00050	0.015	0.00050	mg/l	1	09/19/19	09/19/19	SN	EPA 200.8 [1]	EPA 200.8 [2]

(1) Instrument QC Batch: MA47478
(2) Prep QC Batch: MP17371

RL = Reporting Limit
MCL = Maximum Contamination Level (NJAC 7:10 9/18)

Report of Analysis

Client Sample ID:	TEAM-FLB-TRL-TS-F		
Lab Sample ID:	JC94988-40	**Date Sampled:**	09/10/19
Matrix:	DW - Drinking Water	**Date Received:**	09/12/19
		Percent Solids:	n/a
Project:	KIPP Water Quality Testing, Camden, NJ		

Total Metals Analysis

Analyte	Result	MCL	RL	Units	DF	Prep	Analyzed	By	Method	Prep Method
Copper	0.0370	1.3	0.0040	mg/l	1	09/19/19	09/19/19	SN	EPA 200.8 [1]	EPA 200.8 [2]
Lead	< 0.00050	0.015	0.00050	mg/l	1	09/19/19	09/19/19	SN	EPA 200.8 [1]	EPA 200.8 [2]

(1) Instrument QC Batch: MA47478
(2) Prep QC Batch: MP17371

RL = Reporting Limit
MCL = Maximum Contamination Level (NJAC 7:10 9/18)

Report of Analysis

Client Sample ID:	TEAM-FL2-RLCA-WC-1		
Lab Sample ID:	JC94988-41	**Date Sampled:**	09/10/19
Matrix:	DW - Drinking Water	**Date Received:**	09/12/19
		Percent Solids:	n/a
Project:	KIPP Water Quality Testing, Camden, NJ		

Total Metals Analysis

Analyte	Result	MCL	RL	Units	DF	Prep	Analyzed	By	Method	Prep Method
Copper	< 0.0040	1.3	0.0040	mg/l	1	09/19/19	09/19/19	SN	EPA 200.8 [1]	EPA 200.8 [2]
Lead	< 0.00050	0.015	0.00050	mg/l	1	09/19/19	09/19/19	SN	EPA 200.8 [1]	EPA 200.8 [2]

(1) Instrument QC Batch: MA47478
(2) Prep QC Batch: MP17371

RL = Reporting Limit
MCL = Maximum Contamination Level (NJAC 7:10 9/18)

Report of Analysis

Client Sample ID:	TEAM-FL2-RLCA-WC-F		
Lab Sample ID:	JC94988-42	**Date Sampled:**	09/10/19
Matrix:	DW - Drinking Water	**Date Received:**	09/12/19
		Percent Solids:	n/a
Project:	KIPP Water Quality Testing, Camden, NJ		

Total Metals Analysis

Analyte	Result	MCL	RL	Units	DF	Prep	Analyzed	By	Method	Prep Method
Copper	< 0.0040	1.3	0.0040	mg/l	1	09/19/19	09/19/19	SN	EPA 200.8 [1]	EPA 200.8 [2]
Lead	< 0.00050	0.015	0.00050	mg/l	1	09/19/19	09/19/19	SN	EPA 200.8 [1]	EPA 200.8 [2]

(1) Instrument QC Batch: MA47478
(2) Prep QC Batch: MP17371

RL = Reporting Limit
MCL = Maximum Contamination Level (NJAC 7:10 9/18)

Misc. Forms

Custody Documents and Other Forms

Includes the following where applicable:

- Chain of Custody
- NJDKQ Form: NJ Data of Known Quality
- Sample Tracking Chronicle
- Internal Chain of Custody
- QC Exceptions: NJ Data of Known Quality Protocol

SGS

DW

CHAIN OF CUSTODY

SGS North America Inc. - Dayton
2235 Route 130, Dayton, NJ 08810
TEL. 732-329-0200 FAX: 732-329-3499/3480
www.sgs.com/ehsusa

Page 1 of 4

FED-EX Tracking #	Bottle Order Control # AK-09619-51
SGS Quote #	SGS Job # JC94988

Client / Reporting Information

Company Name: JMSorge Inc.
Street Address: 57 Fourth Street
City: Somerville State: NJ Zip: 08876
Project Contact: Tim Dempsey E-mail: tdempsey@jmsorge.com
Phone #: 9082180066 x 113
Sampler(s) Name(s): Valerie Gorman Phone #: 2014783207

Project Information

Project Name: 2016.046 KIPP Water Quality Testing
Street: —
City: Newark State: NJ
Project #: 2016.046
Client Purchase Order #: 2016.046
Project Manager: Tim Dempsey

Billing Information (if different from Report to)
Company Name
Street Address
City State Zip
Attention:

Requested Analysis

Lead and Copper

Matrix Codes

DW - Drinking Water
GW - Ground Water
WW - Water
SW - Surface Water
SO - Soil
SL - Sludge
SED-Sediment
OI - Oil
LIQ - Other Liquid
AIR - Air
SOL - Other Solid
WP - Wipe
FB - Field Blank
EB-Equipment Blank
RB - Rinse Blank
TB - Trip Blank

SGS Sample #	Field ID / Point of Collection	MEOH/DI Vial #	Collection Date	Collection Time	Sampled by	Grab (G) Comp (C)	Matrix	# of bottles	HCl	NaOH	HNO_3	H_2SO_4	NONE	DI Water	MEOH	ENCORE	Lead and Copper	LAB USE ONLY
1	US-FB		9/10/19	0800	VG	G	WW	1			1						X	
2	US-FL1-POE-1			0805			DW	1									X	AFCR
3	US-FL1-POE-F			0810			DW	1									X	
4	US-FL4-R420-WC-1			0815			DW	1									X	
5	US-FL4-R420-WC-F			0825			DW	1									X	
6	Spark-FB			0910			WW	1									X	
7	Spark-FL1-POE-1			0915			DW	1									X	
8	Spark-FL1-POE-F			0920			DW	1									X	
9	Spark-FL4-R415-WC-1			0925			DW	1									X	
10	Spark-FL4-R415-WC-F			0930			DW	1									X	
11	Coll-FB			1010			WW	1									X	
12	Coll-FLB-POE-1			1015			DW	1									X	

Turn Around Time (Business Days)

Approved By (SGS PM): / Date:

- ☐ 10 Business Days
- ☐ 5 Business Days
- ☐ 3 Business Days*
- ☐ 2 Business Days*
- ☐ 1 Business Day
- ☐ Other

All data available via Lablink

* Approval needed for 1-3 Business Day TAT

Deliverable

- ☐ Commercial "A" (Level 1)
- ☐ Commercial "B" (Level 2)
- ☐ NJ Reduced (Level 3)
- ☒ Full Tier I (Level 4)
- ☐ Commercial "C"
- ☐ NJ DKQP
- ☐ NYASP Category A
- ☐ NYASP Category B
- ☐ MA MCP Criteria____
- ☐ CT RCP Criteria____
- ☒ State Forms
- ☐ EDD Format____
- ☐ DOD-QSM5

Commercial "A" = Results only; Commercial "B" = Results + QC Summary
Commercial "C" = Results + QC Summary + Partial Raw data

Comments / Special Instructions

X = run
INITIAL ASESSMENT 1B Dcm
LABEL VERIFICATION____

http://www.sgs.com/en/terms-and-conditions

Sample Custody must be documented below each time samples change possession, including courier delivery.

Relinquished by:	Date / Time:	Received By:	Relinquished By:	Date / Time:	Received By:
1 Valerie Gorman	9/10/19 1900	1 [signature] 9/12/19 1000	2 [signature]	9/12/19 1215	2 [signature]
3		3	4		4
5		5	Custody Seal #	☐ Intact ☐ Not intact	Preserved where applicable Absent ☐ Therm. ID: On Ice ☒ Cooler Temp. °C 5.0°C-B / 2.0°C-B / 5.0°C-B

EHSA-QAC-0023-02-FORM-Dayton - Standard COC.xlsx

5.1

5

JC94988: Chain of Custody
Page 1 of 5

CHAIN OF CUSTODY

SGS North America Inc. - Dayton
2235 Route 130, Dayton, NJ 08810
TEL. 732-329-0200 FAX: 732-329-3480
www.sgs.com/ehsusa

FED-EX Tracking #: | Bottle Order Control #:
SGS Quote #: | SGS Job #: JC94988

Client / Reporting Information

Company Name: JM Sorge Inc
Street Address: 57 Fourth Street
City State Zip: Somerville NJ 08876
Project Contact E-mail: Tim Dempsey tdempsey@jmsorge.com
Phone #: 9082480066 x113
Sampler(s) Name(s) Phone #: Valerie Foreman 2014783207

Project Information

Project Name: 2016.046 Klipp Water Quality Testing
Street:
City State: Newark NJ
Project #: 2016.046
Client Purchase Order #: 2016.046
Project Manager: Tim Dempsey

Billing Information (if different from Report to)
Company Name:
Street Address:
City State Zip:
Attention:

Requested Analysis

Lead and Copper

Matrix Codes

DW - Drinking Water
GW - Ground Water
WW - Water
SW - Surface Water
SO - Soil
SL- Sludge
SED-Sediment
OI - Oil
LIQ - Other Liquid
AIR - Air
SOL - Other Solid
WP - Wipe
FB - Field Blank
EB-Equipment Blank
RB - Rinse Blank
TB - Trip Blank

SGS Sample #	Field ID / Point of Collection	MEOH/DI Vial #	Collection Date	Collection Time	Sampled by	Grab (G) Comp (C)	Matrix	# of bottles	Number of preserved Bottles: HCl	NaOH	HNO_3	H_2SO_4	NONE	DI Water	MEOH	ENCORE	LAB USE ONLY
13	COII-FLB-POE-F		9/10/19	1020	VG	G	DW	1			1						X
14	COII-FL4-H412-DFB-1			1030			DW										X
15	COII-FL4-H412-DFB-F			1035			DW										X
16	RISE-FB			1115			FB										X
17	RISE-FLB-POE-1			1120			DW										X
18	RISE-FLB-POE-F			1125			DW										X
19	RISE-FL3-5307A-WC-1			1130			DW										X
20	RISE-FL3-5307A-WC-F			1135			DW										X
21	TB-FB			1215			FB										X
22	TB-FLB-POE-1			1220			DW										X
23	TB-FLB-POE-F			1225			DW										X
24	TB-FL4-R420-DF1-1			1240			DW										X

Turn Around Time (Business Days)

Approved By (SGS PM): / Date:

- [ ] 10 Business Days
- [ ] 5 Business Days
- [ ] 3 Business Days*
- [ ] 2 Business Days*
- [ ] 1 Business Day*
- [ ] Other _____

All data available via Lablink

* Approval needed for 1-3 Business Day TAT

Deliverable

- [ ] Commercial "A" (Level 1)
- [ ] Commercial "B" (Level 2)
- [ ] NJ Reduced (Level 3)
- [x] Full Tier I (Level 4)
- [ ] Commercial "C"
- [ ] NJ DKQP
- [ ] NYASP Category A
- [ ] NYASP Category B
- [ ] MA MCP Criteria_____
- [ ] CT RCP Criteria_____
- [x] State Forms
- [ ] EDD Format _____
- [ ] DOD-QSM5

Commercial "A" = Results only; Commercial "B" = Results + QC Summary
Commercial "C" = Results + QC Summary + Partial Raw data

Comments / Special Instructions

X = run

http://www.sgs.com/en/terms-and-conditions

Sample Custody must be documented below each time samples change possession, including courier delivery.

Relinquished by:	Date / Time:	Received By:	Relinquished By:	Date / Time:	Received By:
1 Valerie Foreman	9/10/19 1900	1 Per Oc	9/12/19 1000 Per Oc	9/12/19 1315	2
3		3	4		4
5		5	Custody Seal #	Intact / Not Intact	Preserved where applicable: Absent / Therm. ID:	On Ice	Cooler Temp. °C

EHSA-QAC-0023-02-FORM-Dayton - Standard COC.xlsx

SGS

CHAIN OF CUSTODY

SGS North America Inc. - Dayton
2235 Route 130, Dayton, NJ 08810
TEL. 732-329-0200 FAX: 732-329-3499/3480
www.sgs.com/ehsusa

Page 3 of 4

FED-EX Tracking #	Bottle Order Control #
SGS Quote #	SGS Job # JC94988

Client / Reporting Information

Company Name: JM Sorge Inc
Street Address: 57 Fourth Street
City: Somerville State: NJ Zip: 08876
Project Contact: Tim Dempsey E-mail: tdempsey@jmsorge.com
Phone #: 9082180066 x 113
Sampler(s) Name(s): Valerie Forman Phone #: 2014783207

Project Information

Project Name: 2016.046 KIPP Water Quality Testing
Street: —
City: Newark State: NJ
Project #: 2016.046
Client Purchase Order #: 2016.046
Project Manager: Tim Dempsey

Billing Information (if different from Report to)
Company Name:
Street Address:
City: State: Zip:
Attention:

Requested Analysis

Matrix Codes: DW - Drinking Water; GW - Ground Water; WW - Water; SW - Surface Water; SO - Soil; SL - Sludge; SED-Sediment; OI - Oil; LIQ - Other Liquid; AIR - Air; SOL - Other Solid; WP - Wipe; FB - Field Blank; EB-Equipment Blank; RB - Rinse Blank; TB - Trip Blank

SGS Sample #	Field ID / Point of Collection	MEOH/DI Vial #	Collection Date	Collection Time	Sampled by	Grab (G) Comp (C)	Matrix	# of bottles	HCl	NaOH	HNO_3	H_2SO_4	NONE	DI Water	MEOH	ENCORE	Lead and Copper	LAB USE ONLY
25	TB-FL4-R420-DF1-F		9/10/19	1245	VG	G	DW	1			1						X	
26	Life-FB			1345			FB										X	
27	Life-FLB-POE-1			1350			DW										X	
28	Life-FLB-POE-F			1355			DW										X	
29	Life-FL3-H308-WC-1			1400			DW										X	
30	Life-FL3-H308-WC-F			1405			DW										X	
31	Seek-FB			1455			FB										X	
32	Seek-FLB-POE-1			1500			DW										X	
33	Seek-FLB-POE-F			1505			DW										X	
34	Seek-GWC-DW-3FL-N-1-312H-1			1515			DW										X	
35	Seek-GWC-DW-3FL-N-1-312H-F			1520			DW										X	
36	Team-FB			1550			FB										X	

Turn Around Time (Business Days)

Approved By (SGS PM): / Date:

- ☐ 10 Business Days
- ☐ 5 Business Days
- ☐ 3 Business Days'
- ☐ 2 Business Days'
- ☐ 1 Business Day'
- ☐ Other

All data available via Labink — Approval needed for 1-3 Business Day TAT

Deliverable

- ☐ Commercial "A" (Level 1)
- ☐ Commercial "B" (Level 2)
- ☐ NJ Reduced (Level 3)
- ☒ Full Tier I (Level 4)
- ☐ Commercial "C"
- ☐ NJ DKQP
- ☐ NYASP Category A
- ☐ NYASP Category B
- ☐ MA MCP Criteria
- ☐ CT RCP Criteria
- ☒ State Forms
- ☐ EDD Format
- ☐ DOD-QSM5

Commercial "A" = Results only; Commercial "B" = Results + QC Summary
Commercial "C" = Results + QC Summary + Partial Raw data

Comments / Special Instructions

X = run

http://www.sgs.com/en/terms-and-conditions

Sample Custody must be documented below each time samples change possession, including courier delivery.

Relinquished by:	Date / Time:	Received By:	Relinquished By:	Date / Time:	Received By:
1 Valerie Forman	9/10/19 1900	1 [signature] 9/12/19 1000	2 [signature]	9/12/19 1315	2 [signature]
3		3	4		4
5		5	Custody Seal # ☐ Intact ☐ Not intact	Preserved where applicable ☐ Absent ☐ Therm. ID:	On Ice ☒ Cooler Temp. °C

EHSA-QAC-0023-02-FORM-Dayton - Standard COC.xlsx

5.1
5

JC94988: Chain of Custody
Page 3 of 5

ACCUTEST LABORATORIES

CHAIN OF CUSTODY

2235 Route 130, Dayton, NJ 08810
TEL. 732-329-0200 FAX: 732-329-3499/3480
www.accutest.com

FED-EX Tracking #: | Bottle Order Control #:
Accutest Quote #: | Accutest Job #: JC94988

Client / Reporting Information

Company Name: JM Sorge Inc.
Street Address: 57 Fourth Street
City: Somerville State: NJ Zip: 08876
Project Contact: Tim Dempsey E-mail: tdempsey@jmsorge.com
Phone #: 908-218-0066x113 Fax #:
Sampler(s) Name(s): Valerie Gorman Phone #: 2014783707

Project Information

Project Name: 2016.046 KIPP Water Quality Testing
Street:
City: Newark State: NJ
Project #: 2016.046
Client Purchase Order #: 2016.046
Project Manager: Tim Dempsey

Billing Information (if different from Report to)

Company Name:
Street Address:
City State Zip:
Attention:

Requested Analysis (see TEST CODE sheet)

Copper and Lead

Matrix Codes

DW - Drinking Water
GW - Ground Water
WW - Water
SW - Surface Water
SO - Soil
SL - Sludge
SED-Sediment
OI - Oil
LIQ - Other Liquid
AIR - Air
SOL - Other Solid
WP - Wipe
FB-Field Blank
EB-Equipment Blank
RB- Rinse Blank
TB-Trip Blank

Accutest Sample #	Field ID / Point of Collection	MEOH/DI Vial #	Collection Date	Collection Time	Sampled by	Matrix	# of bottles	Number of preserved Bottles: HCl	NaOH	HNO3	H2SO4	NONE	DI Water	MEOH	ENCORE	LAB USE ONLY
37	Team-FLB-RCamman-DFB-1		9/10/19	1555	VG	DW	1			1						X
38	Team-FLB-RCamman-DFB-F			1600						1						X
39	Team-FLB-RTL-TS-1			1610						1						X
40	Team-FLB-RTL-TS-F			1615						1						X
41	Team-FL2-RLCA-WC-1			1620						1						X
42	Team-FL2-RLCA-WC-F			1625						1						X

Turnaround Time (Business days)

Approved By (Accutest PM): / Date:

- ☐ Std. 10 Business Days
- ☐ 5 Day RUSH
- ☐ 3 Day EMERGENCY
- ☐ 2 Day EMERGENCY
- ☐ 1 Day EMERGENCY
- ☐ other _____

Emergency & Rush T/A data available VIA Lablink

Data Deliverable Information

- ☐ Commercial "A" (Level 1)
- ☐ Commercial "B" (Level 2)
- ☒ FULLT1 (Level 3+4)
- ☐ NJ Reduced
- ☐ Commercial "C"
- ☐ NYASP Category A
- ☐ NYASP Category B
- ☒ State Forms
- ☐ EDD Format _____
- ☐ Other _____

Commercial "A" = Results Only
Commercial "B" = Results + QC Summary
NJ Reduced = Results + QC Summary + Partial Raw data

Comments / Special Instructions

X=run

Sample Custody must be documented below each time samples change possession, including courier delivery.

	Relinquished by Sampler:	Date Time:	Received By:	Relinquished By:	Date Time:	Received By:
1	Valerie Gorman	9/10/19 1900	1	9/12/19 1000	2	9/12/19 1315
2						
3			3	4		4
4						
5			5			

Custody Seal # ☐ Intact ☐ Not intact | Preserved where applicable ☐ | On Ice ☒ | Cooler Temp.

SGS Sample Receipt Summary

Job Number: JC94988 **Client:** J.M. SORGE **Project:** KIPP WATER QUALITY TESTING

Date / Time Received: 9/12/2019 1:15:00 PM **Delivery Method:** **Airbill #'s:**

Cooler Temps (Raw Measured) °C: Cooler 1: (5.0); Cooler 2: (5.0); Cooler 3: (2.0);

Cooler Temps (Corrected) °C: Cooler 1: (4.8); Cooler 2: (4.8); Cooler 3: (1.8);

Cooler Security	Y	or	N		Y	or	N
1. Custody Seals Present:	☑		☐	3. COC Present:	☑		☐
2. Custody Seals Intact:	☑		☐	4. Smpl Dates/Time OK	☑		☐

Cooler Temperature	Y	or	N
1. Temp criteria achieved:	☑		☐
2. Cooler temp verification:	Bar Therm		
3. Cooler media:	Ice (Bag)		
4. No. Coolers:	3		

Quality Control Preservation	Y	or	N	N/A
1. Trip Blank present / cooler:	☐		☑	☐
2. Trip Blank listed on COC:	☐		☑	☐
3. Samples preserved properly:	☑		☐	
4. VOCs headspace free:	☐		☐	☑

Sample Integrity - Documentation	Y	or	N
1. Sample labels present on bottles:	☑		☐
2. Container labeling complete:	☑		☐
3. Sample container label / COC agree:	☑		☐

Sample Integrity - Condition	Y	or	N
1. Sample recvd within HT:	☑		☐
2. All containers accounted for:	☑		☐
3. Condition of sample:	Intact		

Sample Integrity - Instructions	Y	or	N	N/A
1. Analysis requested is clear:	☑		☐	
2. Bottles received for unspecified tests	☐		☑	
3. Sufficient volume recvd for analysis:	☑		☐	
4. Compositing instructions clear:	☐		☐	☑
5. Filtering instructions clear:	☐		☐	☑

Test Strip Lot #s: pH 1-12: 229517 pH 12+: 208717 Other: (Specify)

Comments

SM089-03
Rev. Date 12/7/17

JC94988: Chain of Custody
Page 5 of 5

DATA OF KNOWN QUALITY CONFORMANCE/NON-CONFORMANCE SUMMARY QUESTIONNAIRE

Laboratory Name: Accutest, Dayton, NJ

Client: J. M. Sorge, Inc.

Project Location: KIPP Water Quality Testing, Camden, NJ

Project Number: SORGE84487

Sampling Dates: 9/10/2019

Laboratory Sample ID(s): JC94988-3, JC94988-4, JC94988-5, JC94988-6, JC94988-7, JC94988-36, JC94988-37, JC94988-38, JC94988-35, JC94988-12, JC94988-8, JC94988-14, JC94988-20, JC94988-21, JC94988-22, JC94988-23, JC94988-24, JC94988-25, JC94988-28, JC94988-15, JC94988-16, JC94988-17, JC94988-18, JC94988-19, JC94988-13, JC94988-9, JC94988-10, JC94988-11, JC94988-29, JC94988-30, JC94988-34, JC94988-31, JC94988-32, JC94988-33, JC94988-26, JC94988-27, JC94988-39, JC94988-40, JC94988-41, JC94988-42, JC94988-1, JC94988-2

Methods Used: EPA 200.8

1		**For each analytical method referenced in this laboratory report package, were all specified QA/QC performance criteria followed, including the requirement to explain any criteria falling outside of acceptable guidelines, as specified in the NJDEP Data of Known Quality performance standards?**	☑ Yes ☐ No
1A		**Were the method specified handling, preservation, and holding time requirements met?**	☑ Yes ☐ No
1B		**EPH Method: Was the EPH method conducted without significant modifications (see Section 11.3 of respective DKQ methods)**	☐ Yes ☐ No ☑ N/A
2		**Were all samples received by the laboratory in a condition consistent with that described on the associated chain-of-custody document(s)?**	☑ Yes ☐ No
3		**Were samples received at an appropriate temperature (4+/- 2 Deg C)**	☑ Yes ☐ No ☐ N/A
4		**Were all QA/QC performance criteria specified in NJDEP DKQP standards achieved?**	☑ Yes ☐ No
5	a)	**Were Reporting limits specified or referenced on the chain-of-custody or communicated to the laboratory prior to sample receipt?**	☑ Yes ☐ No
	b)	**b) Were these limits met?**	☑ Yes ☐ No ☐ N/A
6		**For each analytical method referenced in this laboratory report package, were result reported for all constituents identified in the method-specific analyte lists presented in the DKQP documents and/or site-specific QAPP?**	☑ Yes ☐ No
7		**Are project-specific matrix spikes and/or laboratory duplicates included in this data set?**	☑ Yes ☐ No

Notes: For all questions to which the response was "No" (with the exception of question #7) see the Case Narrative in the technical report for additional information
If the answer to question #1, #1A or #1B is "No", the data package does not meet the requirements for "Data of Known Quality"

Generated by ayesha.kapadia on 09/23/2019 11:11

Exceedence Table
Reporting Limit > Regulatory Limit

Field ID	Lab ID	State Reg. Used	Analyte	Sample RL	Reg. Limit	Dilution	%Solids	Units
COLL-FB	JC94988-11	See regs used below	No exceedences found for this sample					
COLL-FL4-H412-DFB-1	JC94988-14	See regs used below	No exceedences found for this sample					
COLL-FL4-H412-DFB-F	JC94988-15	See regs used below	No exceedences found for this sample					
COLL-FLB-POE-1	JC94988-12	See regs used below	No exceedences found for this sample					
COLL-FLB-POE-F	JC94988-13	See regs used below	No exceedences found for this sample					
LIFE-FB	JC94988-26	See regs used below	No exceedences found for this sample					
LIFE-FL3-H308-WC-1	JC94988-29	See regs used below	No exceedences found for this sample					
LIFE-FL3-H308-WC-F	JC94988-30	See regs used below	No exceedences found for this sample					
LIFE-FLB-POE-1	JC94988-27	See regs used below	No exceedences found for this sample					
LIFE-FLB-POE-F	JC94988-28	See regs used below	No exceedences found for this sample					
RISE-FB	JC94988-16	See regs used below	No exceedences found for this sample					
RISE-FL3-5307A-WC-1	JC94988-19	See regs used below	No exceedences found for this sample					
RISE-FL3-5307A-WC-F	JC94988-20	See regs used below	No exceedences found for this sample					
RISE-FLB-POE-1	JC94988-17	See regs used below	No exceedences found for this sample					
RISE-FLB-POE-F	JC94988-18	See regs used below	No exceedences found for this sample					
SEEK-FB	JC94988-31	See regs used below	No exceedences found for this sample					
SEEK-FLB-POE-1	JC94988-32	See regs used below	No exceedences found for this sample					
SEEK-FLB-POE-F	JC94988-33	See regs used below	No exceedences found for this sample					
SEEK-GWC-DW-3FL-N-1-312H-1	JC94988-34	See regs used below	No exceedences found for this sample					
SEEK-GWC-DW-3FL-N-1-312H-F	JC94988-35	See regs used below	No exceedences found for this sample					
SPARK-FB	JC94988-6	See regs used below	No exceedences found for this sample					
SPARK-FL1-POE-1	JC94988-7	See regs used below	No exceedences found for this sample					
SPARK-FL1-POE-F	JC94988-8	See regs used below	No exceedences found for this sample					
SPARK-FL4-R415-WC-1	JC94988-9	See regs used below	No exceedences found for this sample					
SPARK-FL4-R415-WC-F	JC94988-10	See regs used below	No exceedences found for this sample					
TB-FB	JC94988-21	See regs used below	No exceedences found for this sample					
TB-FL4-R420-DFI-1	JC94988-24	See regs used below	No exceedences found for this sample					
TB-FL4-R420-DFI-F	JC94988-25	See regs used below	No exceedences found for this sample					
TB-FLB-POE-1	JC94988-22	See regs used below	No exceedences found for this sample					
TB-FLB-POE-F	JC94988-23	See regs used below	No exceedences found for this sample					
TEAM-FB	JC94988-36	See regs used below	No exceedences found for this sample					
TEAM-FL2-RLCA-WC-1	JC94988-41	See regs used below	No exceedences found for this sample					
TEAM-FL2-RLCA-WC-F	JC94988-42	See regs used below	No exceedences found for this sample					
TEAM-FLB-RCOMMON-DFB-1	JC94988-37	See regs used below	No exceedences found for this sample					
TEAM-FLB-RCOMMON-DFB-F	JC94988-38	See regs used below	No exceedences found for this sample					
TEAM-FLB-TRL-TS-1	JC94988-39	See regs used below	No exceedences found for this sample					
TEAM-FLB-TRL-TS-F	JC94988-40	See regs used below	No exceedences found for this sample					
US-FB	JC94988-1	See regs used below	No exceedences found for this sample					
US-FL1-POE-1	JC94988-2	See regs used below	No exceedences found for this sample					
US-FL1-POE-F	JC94988-3	See regs used below	No exceedences found for this sample					
US-FL4-R420-WC-1	JC94988-4	See regs used below	No exceedences found for this sample					
US-FL4-R420-WC-F	JC94988-5	See regs used below	No exceedences found for this sample					
The regulatory limits used for comparison are:								
	NJ Drinking Water Standards							

Internal Sample Tracking Chronicle

J. M. Sorge, Inc.

Job No: JC94988

KIPP Water Quality Testing, Camden, NJ
Project No: 2016.046

Sample Number	Method	Analyzed	By	Prepped	By	Test Codes
JC94988-1	Collected: 10-SEP-19 08:00 By: VG			Received: 12-SEP-19 By: AS		
US-FB						
JC94988-1	EPA 200.8	19-SEP-19 15:17	SN	19-SEP-19	SN	CUMS,PBMS
JC94988-2	Collected: 10-SEP-19 08:05 By: VG			Received: 12-SEP-19 By: AS		
US-FL1-POE-1						
JC94988-2	EPA 200.8	19-SEP-19 15:27	SN	19-SEP-19	SN	PBMS
JC94988-2	EPA 200.8	19-SEP-19 16:44	SN	19-SEP-19	SN	CUMS
JC94988-3	Collected: 10-SEP-19 08:10 By: VG			Received: 12-SEP-19 By: AS		
US-FL1-POE-F						
JC94988-3	EPA 200.8	19-SEP-19 15:30	SN	19-SEP-19	SN	CUMS,PBMS
JC94988-4	Collected: 10-SEP-19 08:15 By: VG			Received: 12-SEP-19 By: AS		
US-FL4-R420-WC-1						
JC94988-4	EPA 200.8	19-SEP-19 15:33	SN	19-SEP-19	SN	CUMS,PBMS
JC94988-5	Collected: 10-SEP-19 08:25 By: VG			Received: 12-SEP-19 By: AS		
US-FL4-R420-WC-F						
JC94988-5	EPA 200.8	19-SEP-19 15:37	SN	19-SEP-19	SN	CUMS,PBMS
JC94988-6	Collected: 10-SEP-19 09:10 By: VG			Received: 12-SEP-19 By: AS		
SPARK-FB						
JC94988-6	EPA 200.8	19-SEP-19 14:57	SN	19-SEP-19	SN	CUMS,PBMS
JC94988-7	Collected: 10-SEP-19 09:15 By: VG			Received: 12-SEP-19 By: AS		
SPARK-FL1-POE-1						
JC94988-7	EPA 200.8	19-SEP-19 10:08	SN	17-SEP-19	MR	PBMS
JC94988-7	EPA 200.8	19-SEP-19 13:27	SN	17-SEP-19	MR	CUMS
JC94988-8	Collected: 10-SEP-19 09:20 By: VG			Received: 12-SEP-19 By: AS		
SPARK-FL1-POE-F						

Internal Sample Tracking Chronicle

J. M. Sorge, Inc.

Job No: JC94988

KIPP Water Quality Testing, Camden, NJ
Project No: 2016.046

Sample Number	Method	Analyzed	By	Prepped	By	Test Codes
JC94988-8	EPA 200.8	19-SEP-19 15:54	SN	19-SEP-19	SN	CUMS, PBMS
JC94988-9	Collected: 10-SEP-19 09:25 By: VG SPARK-FL4-R415-WC-1			Received: 12-SEP-19	By: AS	
JC94988-9	EPA 200.8	19-SEP-19 15:57	SN	19-SEP-19	SN	CUMS, PBMS
JC94988-10	Collected: 10-SEP-19 09:30 By: VG SPARK-FL4-R415-WC-F			Received: 12-SEP-19	By: AS	
JC94988-10	EPA 200.8	19-SEP-19 16:00	SN	19-SEP-19	SN	CUMS, PBMS
JC94988-11	Collected: 10-SEP-19 10:10 By: VG COLL-FB			Received: 12-SEP-19	By: AS	
JC94988-11	EPA 200.8	19-SEP-19 15:40	SN	19-SEP-19	SN	CUMS, PBMS
JC94988-12	Collected: 10-SEP-19 10:15 By: VG COLL-FLB-POE-1			Received: 12-SEP-19	By: AS	
JC94988-12	EPA 200.8	19-SEP-19 10:12	SN	17-SEP-19	MR	PBMS
JC94988-12	EPA 200.8	19-SEP-19 13:30	SN	17-SEP-19	MR	CUMS
JC94988-13	Collected: 10-SEP-19 10:20 By: VG COLL-FLB-POE-F			Received: 12-SEP-19	By: AS	
JC94988-13	EPA 200.8	19-SEP-19 16:04	SN	19-SEP-19	SN	CUMS, PBMS
JC94988-14	Collected: 10-SEP-19 10:30 By: VG COLL-FL4-H412-DFB-1			Received: 12-SEP-19	By: AS	
JC94988-14	EPA 200.8	19-SEP-19 16:07	SN	19-SEP-19	SN	PBMS
JC94988-14	EPA 200.8	19-SEP-19 16:47	SN	19-SEP-19	SN	CUMS
JC94988-15	Collected: 10-SEP-19 10:35 By: VG COLL-FL4-H412-DFB-F			Received: 12-SEP-19	By: AS	
JC94988-15	EPA 200.8	19-SEP-19 16:10	SN	19-SEP-19	SN	CUMS, PBMS

Internal Sample Tracking Chronicle

J. M. Sorge, Inc.

Job No: JC94988

KIPP Water Quality Testing, Camden, NJ
Project No: 2016.046

Sample Number	Method	Analyzed	By	Prepped	By	Test Codes
JC94988-16 Collected: 10-SEP-19 11:15 By: VG RISE-FB				Received: 12-SEP-19	By: AS	
JC94988-16	EPA 200.8	19-SEP-19 15:50	SN	19-SEP-19	SN	CUMS,PBMS
JC94988-17 Collected: 10-SEP-19 11:20 By: VG RISE-FLB-POE-1				Received: 12-SEP-19	By: AS	
JC94988-17	EPA 200.8	19-SEP-19 12:43	SN	17-SEP-19	MR	PBMS
JC94988-17	EPA 200.8	19-SEP-19 13:33	SN	17-SEP-19	MR	CUMS
JC94988-18 Collected: 10-SEP-19 11:25 By: VG RISE-FLB-POE-F				Received: 12-SEP-19	By: AS	
JC94988-18	EPA 200.8	19-SEP-19 16:14	SN	19-SEP-19	SN	CUMS,PBMS
JC94988-19 Collected: 10-SEP-19 10:30 By: VG RISE-FL3-5307A-WC-1				Received: 12-SEP-19	By: AS	
JC94988-19	EPA 200.8	19-SEP-19 16:17	SN	19-SEP-19	SN	CUMS,PBMS
JC94988-20 Collected: 10-SEP-19 11:35 By: VG RISE-FL3-5307A-WC-F				Received: 12-SEP-19	By: AS	
JC94988-20	EPA 200.8	19-SEP-19 16:30	SN	19-SEP-19	SN	CUMS,PBMS
JC94988-21 Collected: 10-SEP-19 12:15 By: VG TB-FB				Received: 12-SEP-19	By: AS	
JC94988-21	EPA 200.8	19-SEP-19 16:20	SN	19-SEP-19	SN	CUMS,PBMS
JC94988-22 Collected: 10-SEP-19 12:20 By: VG TB-FLB-POE-1				Received: 12-SEP-19	By: AS	
JC94988-22	EPA 200.8	19-SEP-19 12:46	SN	17-SEP-19	MR	PBMS
JC94988-22	EPA 200.8	19-SEP-19 13:37	SN	17-SEP-19	MR	CUMS

Internal Sample Tracking Chronicle

J. M. Sorge, Inc.

Job No: JC94988

KIPP Water Quality Testing, Camden, NJ
Project No: 2016.046

Sample Number	Method	Analyzed	By	Prepped	By	Test Codes
JC94988-23 Collected: 10-SEP-19 12:25 By: VG TB-FLB-POE-F				Received: 12-SEP-19	By: AS	
JC94988-23	EPA 200.8	19-SEP-19 16:34	SN	19-SEP-19	SN	CUMS,PBMS
JC94988-24 Collected: 10-SEP-19 12:40 By: VG TB-FL4-R420-DFI-1				Received: 12-SEP-19	By: AS	
JC94988-24	EPA 200.8	19-SEP-19 16:37	SN	19-SEP-19	SN	PBMS
JC94988-24	EPA 200.8	19-SEP-19 16:50	SN	19-SEP-19	SN	CUMS
JC94988-25 Collected: 10-SEP-19 12:45 By: VG TB-FL4-R420-DFI-F				Received: 12-SEP-19	By: AS	
JC94988-25	EPA 200.8	19-SEP-19 17:14	SN	19-SEP-19	SN	CUMS,PBMS
JC94988-26 Collected: 10-SEP-19 13:45 By: VG LIFE-FB				Received: 12-SEP-19	By: AS	
JC94988-26	EPA 200.8	19-SEP-19 18:17	SN	19-SEP-19	SN	CUMS,PBMS
JC94988-27 Collected: 10-SEP-19 13:50 By: VG LIFE-FLB-POE-1				Received: 12-SEP-19	By: AS	
JC94988-27	EPA 200.8	19-SEP-19 17:20	SN	19-SEP-19	SN	CUMS,PBMS
JC94988-28 Collected: 10-SEP-19 13:55 By: VG LIFE-FLB-POE-F				Received: 12-SEP-19	By: AS	
JC94988-28	EPA 200.8	19-SEP-19 12:49	SN	17-SEP-19	MR	CUMS,PBMS
JC94988-29 Collected: 10-SEP-19 14:00 By: VG LIFE-FL3-H308-WC-1				Received: 12-SEP-19	By: AS	
JC94988-29	EPA 200.8	19-SEP-19 17:24	SN	19-SEP-19	SN	CUMS,PBMS
JC94988-30 Collected: 10-SEP-19 14:05 By: VG LIFE-FL3-H308-WC-F				Received: 12-SEP-19	By: AS	

Internal Sample Tracking Chronicle

J. M. Sorge, Inc.

Job No: JC94988

KIPP Water Quality Testing, Camden, NJ
Project No: 2016.046

Sample Number	Method	Analyzed	By	Prepped	By	Test Codes
JC94988-30	EPA 200.8	19-SEP-19 17:27	SN	19-SEP-19	SN	CUMS, PBMS
JC94988-31 Collected: 10-SEP-19 14:55 By: VG SEEK-FB			Received: 12-SEP-19 By: AS			
JC94988-31	EPA 200.8	19-SEP-19 18:20	SN	19-SEP-19	SN	CUMS, PBMS
JC94988-32 Collected: 10-SEP-19 15:00 By: VG SEEK-FLB-POE-1			Received: 12-SEP-19 By: AS			
JC94988-32	EPA 200.8	19-SEP-19 13:40	SN	17-SEP-19	MR	PBMS
JC94988-32	EPA 200.8	19-SEP-19 13:50	SN	17-SEP-19	MR	CUMS
JC94988-33 Collected: 10-SEP-19 15:05 By: VG SEEK-FLB-POE-F			Received: 12-SEP-19 By: AS			
JC94988-33	EPA 200.8	19-SEP-19 12:56	SN	17-SEP-19	MR	PBMS
JC94988-33	EPA 200.8	19-SEP-19 13:53	SN	17-SEP-19	MR	CUMS
JC94988-34 Collected: 10-SEP-19 15:15 By: VG SEEK-GWC-DW-3FL-N-1-312H-1			Received: 12-SEP-19 By: AS			
JC94988-34	EPA 200.8	19-SEP-19 17:30	SN	19-SEP-19	SN	CUMS, PBMS
JC94988-35 Collected: 10-SEP-19 15:20 By: VG SEEK-GWC-DW-3FL-N-1-312H-F			Received: 12-SEP-19 By: AS			
JC94988-35	EPA 200.8	19-SEP-19 17:34	SN	19-SEP-19	SN	CUMS, PBMS
JC94988-36 Collected: 10-SEP-19 15:50 By: VG TEAM-FB			Received: 12-SEP-19 By: AS			
JC94988-36	EPA 200.8	19-SEP-19 18:30	SN	19-SEP-19	SN	CUMS, PBMS
JC94988-37 Collected: 10-SEP-19 15:55 By: VG TEAM-FLB-RCOMMON-DFB-1			Received: 12-SEP-19 By: AS			
JC94988-37	EPA 200.8	19-SEP-19 17:37	SN	19-SEP-19	SN	CUMS, PBMS

Internal Sample Tracking Chronicle

J. M. Sorge, Inc.

Job No: JC94988

KIPP Water Quality Testing, Camden, NJ
Project No: 2016.046

Sample Number	Method	Analyzed	By	Prepped	By	Test Codes
JC94988-38 Collected: 10-SEP-19 16:00 By: VG TEAM-FLB-RCOMMON-DFB-F			Received: 12-SEP-19 By: AS			
JC94988-38	EPA 200.8	19-SEP-19 17:40	SN	19-SEP-19	SN	CUMS,PBMS
JC94988-39 Collected: 10-SEP-19 16:10 By: VG TEAM-FLB-TRL-TS-1			Received: 12-SEP-19 By: AS			
JC94988-39	EPA 200.8	19-SEP-19 17:50	SN	19-SEP-19	SN	PBMS
JC94988-39	EPA 200.8	19-SEP-19 22:45	SN	19-SEP-19	SN	CUMS
JC94988-40 Collected: 10-SEP-19 16:15 By: VG TEAM-FLB-TRL-TS-F			Received: 12-SEP-19 By: AS			
JC94988-40	EPA 200.8	19-SEP-19 17:54	SN	19-SEP-19	SN	CUMS,PBMS
JC94988-41 Collected: 10-SEP-19 16:20 By: VG TEAM-FL2-RLCA-WC-1			Received: 12-SEP-19 By: AS			
JC94988-41	EPA 200.8	19-SEP-19 17:57	SN	19-SEP-19	SN	CUMS,PBMS
JC94988-42 Collected: 10-SEP-19 16:25 By: VG TEAM-FL2-RLCA-WC-F			Received: 12-SEP-19 By: AS			
JC94988-42	EPA 200.8	19-SEP-19 18:00	SN	19-SEP-19	SN	CUMS,PBMS

SGS Internal Chain of Custody

Job Number: JC94988
Account: SORGE J. M. Sorge, Inc.
Project: KIPP Water Quality Testing, Camden, NJ
Received: 09/12/19

Sample.Bottle Number	Transfer FROM	Transfer TO	Date/Time	Reason
JC94988-1.1	Secured Storage	Todd Shoemaker	09/16/19 12:55	Retrieve from Storage
JC94988-1.1	Todd Shoemaker	Secured Staging Area	09/16/19 12:56	Return to Storage
JC94988-1.1	Secured Staging Area	Moustafa Ramadan	09/16/19 17:05	Retrieve from Storage
JC94988-1.1	Moustafa Ramadan	Secured Storage	09/16/19 20:14	Return to Storage
JC94988-2.1	Secured Storage	Todd Shoemaker	09/16/19 12:55	Retrieve from Storage
JC94988-2.1	Todd Shoemaker	Secured Staging Area	09/16/19 12:56	Return to Storage
JC94988-2.1	Secured Staging Area	Moustafa Ramadan	09/16/19 17:05	Retrieve from Storage
JC94988-2.1	Moustafa Ramadan	Secured Storage	09/16/19 20:14	Return to Storage
JC94988-3.1	Secured Storage	Todd Shoemaker	09/16/19 12:55	Retrieve from Storage
JC94988-3.1	Todd Shoemaker	Secured Staging Area	09/16/19 12:56	Return to Storage
JC94988-3.1	Secured Staging Area	Moustafa Ramadan	09/16/19 17:05	Retrieve from Storage
JC94988-3.1	Moustafa Ramadan	Secured Storage	09/16/19 20:14	Return to Storage
JC94988-4.1	Secured Storage	Todd Shoemaker	09/16/19 12:55	Retrieve from Storage
JC94988-4.1	Todd Shoemaker	Secured Staging Area	09/16/19 12:56	Return to Storage
JC94988-4.1	Secured Staging Area	Moustafa Ramadan	09/16/19 17:05	Retrieve from Storage
JC94988-4.1	Moustafa Ramadan	Secured Storage	09/16/19 20:14	Return to Storage
JC94988-5.1	Secured Storage	Todd Shoemaker	09/16/19 12:55	Retrieve from Storage
JC94988-5.1	Todd Shoemaker	Secured Staging Area	09/16/19 12:56	Return to Storage
JC94988-5.1	Secured Staging Area	Moustafa Ramadan	09/16/19 17:05	Retrieve from Storage
JC94988-5.1	Moustafa Ramadan	Secured Storage	09/16/19 20:14	Return to Storage
JC94988-6.1	Secured Storage	Todd Shoemaker	09/16/19 12:55	Retrieve from Storage
JC94988-6.1	Todd Shoemaker	Secured Staging Area	09/16/19 12:56	Return to Storage
JC94988-6.1	Secured Staging Area	Moustafa Ramadan	09/16/19 17:05	Retrieve from Storage
JC94988-6.1	Moustafa Ramadan	Secured Storage	09/16/19 20:14	Return to Storage
JC94988-7.1	Secured Storage	Todd Shoemaker	09/16/19 12:55	Retrieve from Storage
JC94988-7.1	Todd Shoemaker	Secured Staging Area	09/16/19 12:56	Return to Storage
JC94988-7.1	Secured Staging Area	Moustafa Ramadan	09/16/19 17:05	Retrieve from Storage
JC94988-7.1	Moustafa Ramadan	Secured Storage	09/16/19 20:14	Return to Storage
JC94988-7.1	Secured Storage	Todd Shoemaker	09/17/19 12:56	Retrieve from Storage
JC94988-7.1	Todd Shoemaker	Secured Staging Area	09/17/19 12:56	Return to Storage
JC94988-7.1	Secured Staging Area	Moustafa Ramadan	09/17/19 15:24	Retrieve from Storage
JC94988-7.1	Moustafa Ramadan	Secured Storage	09/17/19 19:45	Return to Storage
JC94988-7.1.1	Moustafa Ramadan	Metals Digestion	09/17/19 15:25	Digestate from JC94988-7.1
JC94988-7.1.1	Metals Digestion	Moustafa Ramadan	09/17/19 15:25	Digestate from JC94988-7.1
JC94988-7.1.1	Moustafa Ramadan	Metals Digestate Storage	09/17/19 15:25	Return to Storage
JC94988-8.1	Secured Storage	Todd Shoemaker	09/16/19 12:55	Retrieve from Storage

SGS Internal Chain of Custody

Job Number: JC94988
Account: SORGE J. M. Sorge, Inc.
Project: KIPP Water Quality Testing, Camden, NJ
Received: 09/12/19

Sample.Bottle Number	Transfer FROM	Transfer TO	Date/Time	Reason
JC94988-8.1	Todd Shoemaker	Secured Staging Area	09/16/19 12:56	Return to Storage
JC94988-8.1	Secured Staging Area	Moustafa Ramadan	09/16/19 17:05	Retrieve from Storage
JC94988-8.1	Moustafa Ramadan	Secured Storage	09/16/19 20:14	Return to Storage
JC94988-9.1	Secured Storage	Todd Shoemaker	09/16/19 12:55	Retrieve from Storage
JC94988-9.1	Todd Shoemaker	Secured Staging Area	09/16/19 12:56	Return to Storage
JC94988-9.1	Secured Staging Area	Moustafa Ramadan	09/16/19 17:05	Retrieve from Storage
JC94988-9.1	Moustafa Ramadan	Secured Storage	09/16/19 20:14	Return to Storage
JC94988-10.1	Secured Storage	Todd Shoemaker	09/16/19 12:55	Retrieve from Storage
JC94988-10.1	Todd Shoemaker	Secured Staging Area	09/16/19 12:56	Return to Storage
JC94988-10.1	Secured Staging Area	Moustafa Ramadan	09/16/19 17:05	Retrieve from Storage
JC94988-10.1	Moustafa Ramadan	Secured Storage	09/16/19 20:14	Return to Storage
JC94988-11.1	Secured Storage	Todd Shoemaker	09/16/19 12:55	Retrieve from Storage
JC94988-11.1	Todd Shoemaker	Secured Staging Area	09/16/19 12:56	Return to Storage
JC94988-11.1	Secured Staging Area	Moustafa Ramadan	09/16/19 17:05	Retrieve from Storage
JC94988-11.1	Moustafa Ramadan	Secured Storage	09/16/19 20:14	Return to Storage
JC94988-12.1	Secured Storage	Todd Shoemaker	09/16/19 12:55	Retrieve from Storage
JC94988-12.1	Todd Shoemaker	Secured Staging Area	09/16/19 12:56	Return to Storage
JC94988-12.1	Secured Staging Area	Moustafa Ramadan	09/16/19 17:05	Retrieve from Storage
JC94988-12.1	Moustafa Ramadan	Secured Storage	09/16/19 20:14	Return to Storage
JC94988-12.1	Secured Storage	Todd Shoemaker	09/17/19 12:56	Retrieve from Storage
JC94988-12.1	Todd Shoemaker	Secured Staging Area	09/17/19 12:56	Return to Storage
JC94988-12.1	Secured Staging Area	Moustafa Ramadan	09/17/19 15:24	Retrieve from Storage
JC94988-12.1	Moustafa Ramadan	Secured Storage	09/17/19 19:45	Return to Storage
JC94988-12.1.1	Moustafa Ramadan	Metals Digestion	09/17/19 15:25	Digestate from JC94988-12.1
JC94988-12.1.1	Metals Digestion	Moustafa Ramadan	09/17/19 15:25	Digestate from JC94988-12.1
JC94988-12.1.1	Moustafa Ramadan	Metals Digestate Storage	09/17/19 15:25	Return to Storage
JC94988-13.1	Secured Storage	Todd Shoemaker	09/16/19 12:55	Retrieve from Storage
JC94988-13.1	Todd Shoemaker	Secured Staging Area	09/16/19 12:56	Return to Storage
JC94988-13.1	Secured Staging Area	Moustafa Ramadan	09/16/19 17:05	Retrieve from Storage
JC94988-13.1	Moustafa Ramadan	Secured Storage	09/16/19 20:14	Return to Storage
JC94988-14.1	Secured Storage	Todd Shoemaker	09/16/19 12:55	Retrieve from Storage
JC94988-14.1	Todd Shoemaker	Secured Staging Area	09/16/19 12:56	Return to Storage
JC94988-14.1	Secured Staging Area	Moustafa Ramadan	09/16/19 17:05	Retrieve from Storage
JC94988-14.1	Moustafa Ramadan	Secured Storage	09/16/19 20:14	Return to Storage
JC94988-15.1	Secured Storage	Todd Shoemaker	09/16/19 12:55	Retrieve from Storage
JC94988-15.1	Todd Shoemaker	Secured Staging Area	09/16/19 12:56	Return to Storage

SGS Internal Chain of Custody

Job Number: JC94988
Account: SORGE J. M. Sorge, Inc.
Project: KIPP Water Quality Testing, Camden, NJ
Received: 09/12/19

Sample.Bottle Number	Transfer FROM	Transfer TO	Date/Time	Reason
JC94988-15.1	Secured Staging Area	Moustafa Ramadan	09/16/19 17:05	Retrieve from Storage
JC94988-15.1	Moustafa Ramadan	Secured Storage	09/16/19 20:14	Return to Storage
JC94988-16.1	Secured Storage	Todd Shoemaker	09/16/19 12:55	Retrieve from Storage
JC94988-16.1	Todd Shoemaker	Secured Staging Area	09/16/19 12:56	Return to Storage
JC94988-16.1	Secured Staging Area	Moustafa Ramadan	09/16/19 17:05	Retrieve from Storage
JC94988-16.1	Moustafa Ramadan	Secured Storage	09/16/19 20:14	Return to Storage
JC94988-17.1	Secured Storage	Todd Shoemaker	09/16/19 12:55	Retrieve from Storage
JC94988-17.1	Todd Shoemaker	Secured Staging Area	09/16/19 12:56	Return to Storage
JC94988-17.1	Secured Staging Area	Moustafa Ramadan	09/16/19 17:05	Retrieve from Storage
JC94988-17.1	Moustafa Ramadan	Secured Storage	09/16/19 20:14	Return to Storage
JC94988-17.1	Secured Storage	Todd Shoemaker	09/17/19 12:56	Retrieve from Storage
JC94988-17.1	Todd Shoemaker	Secured Staging Area	09/17/19 12:56	Return to Storage
JC94988-17.1	Secured Staging Area	Moustafa Ramadan	09/17/19 15:24	Retrieve from Storage
JC94988-17.1	Moustafa Ramadan	Secured Storage	09/17/19 19:45	Return to Storage
JC94988-17.1.1	Moustafa Ramadan	Metals Digestion	09/17/19 15:25	Digestate from JC94988-17.1
JC94988-17.1.1	Metals Digestion	Moustafa Ramadan	09/17/19 15:25	Digestate from JC94988-17.1
JC94988-17.1.1	Moustafa Ramadan	Metals Digestate Storage	09/17/19 15:25	Return to Storage
JC94988-18.1	Secured Storage	Todd Shoemaker	09/16/19 12:55	Retrieve from Storage
JC94988-18.1	Todd Shoemaker	Secured Staging Area	09/16/19 12:56	Return to Storage
JC94988-18.1	Secured Staging Area	Moustafa Ramadan	09/16/19 17:05	Retrieve from Storage
JC94988-18.1	Moustafa Ramadan	Secured Storage	09/16/19 20:14	Return to Storage
JC94988-19.1	Secured Storage	Todd Shoemaker	09/16/19 12:55	Retrieve from Storage
JC94988-19.1	Todd Shoemaker	Secured Staging Area	09/16/19 12:56	Return to Storage
JC94988-19.1	Secured Staging Area	Moustafa Ramadan	09/16/19 17:05	Retrieve from Storage
JC94988-19.1	Moustafa Ramadan	Secured Storage	09/16/19 20:14	Return to Storage
JC94988-20.1	Secured Storage	Todd Shoemaker	09/16/19 12:55	Retrieve from Storage
JC94988-20.1	Todd Shoemaker	Secured Staging Area	09/16/19 12:56	Return to Storage
JC94988-20.1	Secured Staging Area	Moustafa Ramadan	09/16/19 17:05	Retrieve from Storage
JC94988-20.1	Moustafa Ramadan	Secured Storage	09/16/19 20:14	Return to Storage
JC94988-21.1	Secured Storage	Todd Shoemaker	09/16/19 12:55	Retrieve from Storage
JC94988-21.1	Todd Shoemaker	Secured Staging Area	09/16/19 12:56	Return to Storage
JC94988-21.1	Secured Staging Area	Moustafa Ramadan	09/16/19 17:05	Retrieve from Storage
JC94988-21.1	Moustafa Ramadan	Secured Storage	09/16/19 20:14	Return to Storage
JC94988-22.1	Secured Storage	Todd Shoemaker	09/16/19 12:55	Retrieve from Storage
JC94988-22.1	Todd Shoemaker	Secured Staging Area	09/16/19 12:56	Return to Storage
JC94988-22.1	Secured Staging Area	Moustafa Ramadan	09/16/19 17:05	Retrieve from Storage

SGS Internal Chain of Custody

Job Number: JC94988
Account: SORGE J. M. Sorge, Inc.
Project: KIPP Water Quality Testing, Camden, NJ
Received: 09/12/19

Sample.Bottle Number	Transfer FROM	Transfer TO	Date/Time	Reason
JC94988-22.1	Moustafa Ramadan	Secured Storage	09/16/19 20:14	Return to Storage
JC94988-22.1	Secured Storage	Todd Shoemaker	09/17/19 12:56	Retrieve from Storage
JC94988-22.1	Todd Shoemaker	Secured Staging Area	09/17/19 12:56	Return to Storage
JC94988-22.1	Secured Staging Area	Moustafa Ramadan	09/17/19 15:24	Retrieve from Storage
JC94988-22.1	Moustafa Ramadan	Secured Storage	09/17/19 19:45	Return to Storage
JC94988-22.1.1	Moustafa Ramadan	Metals Digestion	09/17/19 15:25	Digestate from JC94988-22.1
JC94988-22.1.1	Metals Digestion	Moustafa Ramadan	09/17/19 15:25	Digestate from JC94988-22.1
JC94988-22.1.1	Moustafa Ramadan	Metals Digestate Storage	09/17/19 15:25	Return to Storage
JC94988-23.1	Secured Storage	Todd Shoemaker	09/16/19 12:55	Retrieve from Storage
JC94988-23.1	Todd Shoemaker	Secured Staging Area	09/16/19 12:56	Return to Storage
JC94988-23.1	Secured Staging Area	Moustafa Ramadan	09/16/19 17:05	Retrieve from Storage
JC94988-23.1	Moustafa Ramadan	Secured Storage	09/16/19 20:14	Return to Storage
JC94988-24.1	Secured Storage	Todd Shoemaker	09/16/19 12:55	Retrieve from Storage
JC94988-24.1	Todd Shoemaker	Secured Staging Area	09/16/19 12:56	Return to Storage
JC94988-24.1	Secured Staging Area	Moustafa Ramadan	09/16/19 17:05	Retrieve from Storage
JC94988-24.1	Moustafa Ramadan	Secured Storage	09/16/19 20:14	Return to Storage
JC94988-25.1	Secured Storage	Todd Shoemaker	09/16/19 12:55	Retrieve from Storage
JC94988-25.1	Todd Shoemaker	Secured Staging Area	09/16/19 12:56	Return to Storage
JC94988-25.1	Secured Staging Area	Moustafa Ramadan	09/16/19 17:05	Retrieve from Storage
JC94988-25.1	Moustafa Ramadan	Secured Storage	09/16/19 20:14	Return to Storage
JC94988-26.1	Secured Storage	Todd Shoemaker	09/16/19 12:55	Retrieve from Storage
JC94988-26.1	Todd Shoemaker	Secured Staging Area	09/16/19 12:56	Return to Storage
JC94988-26.1	Secured Staging Area	Moustafa Ramadan	09/16/19 17:05	Retrieve from Storage
JC94988-26.1	Moustafa Ramadan	Secured Storage	09/16/19 20:14	Return to Storage
JC94988-27.1	Secured Storage	Todd Shoemaker	09/16/19 12:55	Retrieve from Storage
JC94988-27.1	Todd Shoemaker	Secured Staging Area	09/16/19 12:56	Return to Storage
JC94988-27.1	Secured Staging Area	Moustafa Ramadan	09/16/19 17:05	Retrieve from Storage
JC94988-27.1	Moustafa Ramadan	Secured Storage	09/16/19 20:14	Return to Storage
JC94988-28.1	Secured Storage	Todd Shoemaker	09/16/19 12:55	Retrieve from Storage
JC94988-28.1	Todd Shoemaker	Secured Staging Area	09/16/19 12:56	Return to Storage
JC94988-28.1	Secured Staging Area	Moustafa Ramadan	09/16/19 17:05	Retrieve from Storage
JC94988-28.1	Moustafa Ramadan	Secured Storage	09/16/19 20:14	Return to Storage
JC94988-28.1	Secured Storage	Todd Shoemaker	09/17/19 12:56	Retrieve from Storage
JC94988-28.1	Todd Shoemaker	Secured Staging Area	09/17/19 12:56	Return to Storage
JC94988-28.1	Secured Staging Area	Moustafa Ramadan	09/17/19 15:24	Retrieve from Storage
JC94988-28.1	Moustafa Ramadan	Secured Storage	09/17/19 19:45	Return to Storage

SGS Internal Chain of Custody

Job Number: JC94988
Account: SORGE J. M. Sorge, Inc.
Project: KIPP Water Quality Testing, Camden, NJ
Received: 09/12/19

Sample.Bottle Number	Transfer FROM	Transfer TO	Date/Time	Reason
JC94988-28.1.1	Moustafa Ramadan	Metals Digestion	09/17/19 15:25	Digestate from JC94988-28.1
JC94988-28.1.1	Metals Digestion	Moustafa Ramadan	09/17/19 15:25	Digestate from JC94988-28.1
JC94988-28.1.1	Moustafa Ramadan	Metals Digestate Storage	09/17/19 15:25	Return to Storage
JC94988-29.1	Secured Storage	Todd Shoemaker	09/16/19 12:55	Retrieve from Storage
JC94988-29.1	Todd Shoemaker	Secured Staging Area	09/16/19 12:56	Return to Storage
JC94988-29.1	Secured Staging Area	Moustafa Ramadan	09/16/19 17:05	Retrieve from Storage
JC94988-29.1	Moustafa Ramadan	Secured Storage	09/16/19 20:14	Return to Storage
JC94988-30.1	Secured Storage	Todd Shoemaker	09/16/19 12:55	Retrieve from Storage
JC94988-30.1	Todd Shoemaker	Secured Staging Area	09/16/19 12:56	Return to Storage
JC94988-30.1	Secured Staging Area	Moustafa Ramadan	09/16/19 17:05	Retrieve from Storage
JC94988-30.1	Moustafa Ramadan	Secured Storage	09/16/19 20:14	Return to Storage
JC94988-31.1	Secured Storage	Todd Shoemaker	09/16/19 12:55	Retrieve from Storage
JC94988-31.1	Todd Shoemaker	Secured Staging Area	09/16/19 12:56	Return to Storage
JC94988-31.1	Secured Staging Area	Moustafa Ramadan	09/16/19 17:05	Retrieve from Storage
JC94988-31.1	Moustafa Ramadan	Secured Storage	09/16/19 20:14	Return to Storage
JC94988-32.1	Secured Storage	Todd Shoemaker	09/16/19 12:55	Retrieve from Storage
JC94988-32.1	Todd Shoemaker	Secured Staging Area	09/16/19 12:56	Return to Storage
JC94988-32.1	Secured Staging Area	Moustafa Ramadan	09/16/19 17:05	Retrieve from Storage
JC94988-32.1	Moustafa Ramadan	Secured Storage	09/16/19 20:14	Return to Storage
JC94988-32.1	Secured Storage	Todd Shoemaker	09/17/19 12:56	Retrieve from Storage
JC94988-32.1	Todd Shoemaker	Secured Staging Area	09/17/19 12:56	Return to Storage
JC94988-32.1	Secured Staging Area	Moustafa Ramadan	09/17/19 15:24	Retrieve from Storage
JC94988-32.1	Moustafa Ramadan	Secured Storage	09/17/19 19:45	Return to Storage
JC94988-32.1.1	Moustafa Ramadan	Metals Digestion	09/17/19 15:25	Digestate from JC94988-32.1
JC94988-32.1.1	Metals Digestion	Moustafa Ramadan	09/17/19 15:25	Digestate from JC94988-32.1
JC94988-32.1.1	Moustafa Ramadan	Metals Digestate Storage	09/17/19 15:25	Return to Storage
JC94988-33.1	Secured Storage	Todd Shoemaker	09/16/19 12:55	Retrieve from Storage
JC94988-33.1	Todd Shoemaker	Secured Staging Area	09/16/19 12:56	Return to Storage
JC94988-33.1	Secured Staging Area	Moustafa Ramadan	09/16/19 17:05	Retrieve from Storage
JC94988-33.1	Moustafa Ramadan	Secured Storage	09/16/19 20:14	Return to Storage
JC94988-33.1	Secured Storage	Todd Shoemaker	09/17/19 12:56	Retrieve from Storage
JC94988-33.1	Todd Shoemaker	Secured Staging Area	09/17/19 12:56	Return to Storage
JC94988-33.1	Secured Staging Area	Moustafa Ramadan	09/17/19 15:24	Retrieve from Storage
JC94988-33.1	Moustafa Ramadan	Secured Storage	09/17/19 19:45	Return to Storage
JC94988-33.1.1	Moustafa Ramadan	Metals Digestion	09/17/19 15:25	Digestate from JC94988-33.1
JC94988-33.1.1	Metals Digestion	Moustafa Ramadan	09/17/19 15:25	Digestate from JC94988-33.1
JC94988-33.1.1	Moustafa Ramadan	Metals Digestate Storage	09/17/19 15:25	Return to Storage

SGS Internal Chain of Custody

Job Number: JC94988
Account: SORGE J. M. Sorge, Inc.
Project: KIPP Water Quality Testing, Camden, NJ
Received: 09/12/19

Sample.Bottle Number	Transfer FROM	Transfer TO	Date/Time	Reason
JC94988-34.1	Secured Storage	Todd Shoemaker	09/16/19 12:55	Retrieve from Storage
JC94988-34.1	Todd Shoemaker	Secured Staging Area	09/16/19 12:56	Return to Storage
JC94988-34.1	Secured Staging Area	Moustafa Ramadan	09/16/19 17:05	Retrieve from Storage
JC94988-34.1	Moustafa Ramadan	Secured Storage	09/16/19 20:14	Return to Storage
JC94988-35.1	Secured Storage	Todd Shoemaker	09/16/19 12:55	Retrieve from Storage
JC94988-35.1	Todd Shoemaker	Secured Staging Area	09/16/19 12:56	Return to Storage
JC94988-35.1	Secured Staging Area	Moustafa Ramadan	09/16/19 17:05	Retrieve from Storage
JC94988-35.1	Moustafa Ramadan	Secured Storage	09/16/19 20:14	Return to Storage
JC94988-36.1	Secured Storage	Todd Shoemaker	09/16/19 12:55	Retrieve from Storage
JC94988-36.1	Todd Shoemaker	Secured Staging Area	09/16/19 12:56	Return to Storage
JC94988-36.1	Secured Staging Area	Moustafa Ramadan	09/16/19 17:05	Retrieve from Storage
JC94988-36.1	Moustafa Ramadan	Secured Storage	09/16/19 20:14	Return to Storage
JC94988-37.1	Secured Storage	Todd Shoemaker	09/16/19 12:55	Retrieve from Storage
JC94988-37.1	Todd Shoemaker	Secured Staging Area	09/16/19 12:56	Return to Storage
JC94988-37.1	Secured Staging Area	Moustafa Ramadan	09/16/19 17:05	Retrieve from Storage
JC94988-37.1	Moustafa Ramadan	Secured Storage	09/16/19 20:14	Return to Storage
JC94988-38.1	Secured Storage	Todd Shoemaker	09/16/19 12:55	Retrieve from Storage
JC94988-38.1	Todd Shoemaker	Secured Staging Area	09/16/19 12:56	Return to Storage
JC94988-38.1	Secured Staging Area	Moustafa Ramadan	09/16/19 17:05	Retrieve from Storage
JC94988-38.1	Moustafa Ramadan	Secured Storage	09/16/19 20:14	Return to Storage
JC94988-39.1	Secured Storage	Todd Shoemaker	09/16/19 12:55	Retrieve from Storage
JC94988-39.1	Todd Shoemaker	Secured Staging Area	09/16/19 12:56	Return to Storage
JC94988-39.1	Secured Staging Area	Moustafa Ramadan	09/16/19 17:05	Retrieve from Storage
JC94988-39.1	Moustafa Ramadan	Secured Storage	09/16/19 20:14	Return to Storage
JC94988-40.1	Secured Storage	Todd Shoemaker	09/16/19 12:55	Retrieve from Storage
JC94988-40.1	Todd Shoemaker	Secured Staging Area	09/16/19 12:56	Return to Storage
JC94988-40.1	Secured Staging Area	Moustafa Ramadan	09/16/19 17:05	Retrieve from Storage
JC94988-40.1	Moustafa Ramadan	Secured Storage	09/16/19 20:14	Return to Storage
JC94988-41.1	Secured Storage	Todd Shoemaker	09/16/19 12:55	Retrieve from Storage
JC94988-41.1	Todd Shoemaker	Secured Staging Area	09/16/19 12:56	Return to Storage
JC94988-41.1	Secured Staging Area	Moustafa Ramadan	09/16/19 17:05	Retrieve from Storage
JC94988-41.1	Moustafa Ramadan	Secured Storage	09/16/19 20:14	Return to Storage
JC94988-42.1	Secured Storage	Todd Shoemaker	09/16/19 12:55	Retrieve from Storage
JC94988-42.1	Todd Shoemaker	Secured Staging Area	09/16/19 12:56	Return to Storage
JC94988-42.1	Secured Staging Area	Moustafa Ramadan	09/16/19 17:05	Retrieve from Storage

SGS Internal Chain of Custody

Job Number: JC94988
Account: SORGE J. M. Sorge, Inc.
Project: KIPP Water Quality Testing, Camden, NJ
Received: 09/12/19

Sample.Bottle Number	Transfer FROM	Transfer TO	Date/Time	Reason
JC94988-42.1	Moustafa Ramadan	Secured Storage	09/16/19 20:14	Return to Storage

QC Exceptions: NJ Data of Known Quality Protocol

Job Number: JC94988
Account: J. M. Sorge, Inc.
Project: KIPP Water Quality Testing, Camden, NJ
Collected: 09/10/19

QC Sample ID	CAS#	Analyte	Sample Type	Result Type	Result	Units	Limits **
	Affected samples						

** In order to help assess data usability, SGS includes a directional assessment of quality control results versus the standard limits in the NJ Data of Known Quality QC Exception Summary. This direction assessment should not be used alone, but only in conjunction with other sample and site information in determining final data usage.

No Exceptions found.

* Sample used for QC is not from job JC94988

< Recovery low relative to limits
> Recovery/RPD high relative to limits

Metals Analysis

QC Data Summaries

Includes the following where applicable:

- Instrument Runlogs
- Initial and Continuing Calibration Blanks
- Initial and Continuing Calibration Checks
- High and Low Check Standards
- Interfering Element Check Standards
- Method Blank Summaries
- Matrix Spike and Duplicate Summaries
- Blank Spike and Lab Control Sample Summaries
- Serial Dilution Summaries
- IDL and Linear Range Summaries

SGS Instrument Runlog
Inorganics Analyses

Login Number: JC94988
Account: SORGE - J. M. Sorge, Inc.
Project: KIPP Water Quality Testing, Camden, NJ

File ID: XA091919W1.CSV Date Analyzed: 09/19/19 Methods: EPA 200.8
Analyst: SN Run ID: MA47473
Parameters: Cu,Pb

Time	Sample Description	Dilution Factor	PS Recov	Comments
08:15	MA47473-STD1	1		See rerun
08:19	MA47473-STD2	1		See rerun
08:22	MA47473-STD3	1		STDA
08:25	MA47473-STD4	1		STDB1
08:29	MA47473-STD5	1		STDB
08:32	MA47473-STD6	1		STDC
08:35	MA47473-STD7	1		STDD
08:39	MA47473-STD8	1		STDE
08:42	MA47473-STD9	1		STDF
08:45	MA47473-STD10	1		STDG
08:49	MA47473-STD11	1		STDH
08:52	MA47473-STD12	1		STDI
08:55	MA47473-STD13	1		STDJ
08:59	MA47473-ICVA1	1		
09:02	MA47473-ICV1	1		
09:06	MA47473-ICB1	1		
09:09	MA47473-CCVA1	1		
09:12	MA47473-CCB1	1		
09:16	MA47473-CRI1	1		
09:19	MA47473-CRIA1	1		
09:24	MA47473-CRIA2	1		
09:28	MA47473-CCVA2	1		
09:31	MA47473-CCB2	1		
09:34	MP17344-MB1	1		
09:38	MP17344-B1	1		
09:41	MP17344-S1	1		Overrange
09:44	MP17344-S2	1		Overrange
09:48	JC94737-5	1		(sample used for QC only; not part of login JC94988)
09:51	MP17344-S3	1		Overrange
09:54	JC94457-1	1		(sample used for QC only; not part of login JC94988)
10:05	ZZZZZZ	1		
10:08	JC94988-7	1		
10:12	JC94988-12	1		

----------> Last reportable sample/prep for job JC94988

SGS Instrument Runlog
Inorganics Analyses

Login Number: JC94988
Account: SORGE - J. M. Sorge, Inc.
Project: KIPP Water Quality Testing, Camden, NJ

File ID: XA091919W1.CSV Date Analyzed: 09/19/19 Methods: EPA 200.8
Analyst: SN Run ID: MA47473
Parameters: Cu,Pb

Time	Sample Description	Dilution Factor	PS Recov	Comments
10:15	MA47473-CCVA3	1		
10:18	MA47473-CCB3	1		
---------->	Last reportable CCB for job JC94988			
10:22	ZZZZZZ	1		
10:25	ZZZZZZ	1		
10:29	ZZZZZZ	1		
10:32	ZZZZZZ	1		
10:36	ZZZZZZ	1		
10:39	ZZZZZZ	1		
10:42	ZZZZZZ	1		
10:46	ZZZZZZ	1		
10:49	ZZZZZZ	1		
10:53	ZZZZZZ	1		
10:56	MA47473-CCVA4	1		

Refer to raw data for calibration curve and standards.

REPORTED ELEMENTS SUMMARY

Login Number: JC94988
Account: SORGE - J. M. Sorge, Inc.
Project: KIPP Water Quality Testing, Camden, NJ

File ID: XA091919W1.CSV Date Analyzed: 09/19/19 Methods: EPA 200.8
Analyst: SN Run ID: MA47473
Parameters: Cu,Pb

Time	Sample Description	Element: Dilution	C u	P b	
08:59	MA47473-ICVA1	1	X	X	
09:02	MA47473-ICV1	1			
09:06	MA47473-ICB1	1	X	X	
09:09	MA47473-CCVA1	1	X	X	
09:12	MA47473-CCB1	1	X	X	
09:16	MA47473-CRI1	1	X	X	
09:19	MA47473-CRIA1	1			
09:24	MA47473-CRIA2	1			
09:28	MA47473-CCVA2	1	X	X	
09:31	MA47473-CCB2	1	X	X	
09:34	MP17344-MB1	1	X	X	
09:38	MP17344-B1	1	X	X	
09:41	MP17344-S1	1	Overrange		
09:44	MP17344-S2	1	Overrange		
09:48	JC94737-5	1		(a)	
09:51	MP17344-S3	1	Overrange		
09:54	JC94457-1	1	Overrange		
10:05	ZZZZZZ	1			
10:08	JC94988-7	1		X	
10:12	JC94988-12	1		X	
10:15	MA47473-CCVA3	1	X	X	
10:18	MA47473-CCB3	1	X	X	
10:22	ZZZZZZ	1			
10:25	ZZZZZZ	1			
10:29	ZZZZZZ	1			
10:32	ZZZZZZ	1			
10:36	ZZZZZZ	1			
10:39	ZZZZZZ	1			
10:42	ZZZZZZ	1			
10:46	ZZZZZZ	1			
10:49	ZZZZZZ	1			
10:53	ZZZZZZ	1			
10:56	MA47473-CCVA4	1	X	X	
		Element:	C u	P b	

REPORTED ELEMENTS SUMMARY

Login Number: JC94988
Account: SORGE - J. M. Sorge, Inc.
Project: KIPP Water Quality Testing, Camden, NJ

File ID: XA091919W1.CSV Date Analyzed: 09/19/19 Methods: EPA 200.8
Analyst: SN Run ID: MA47473
Parameters: Cu,Pb

Time	Sample Description	Element: Dilution	C u	P b

(a) Sample used for QC only; not part of login JC94988.

Element:	C u	P b

INTERNAL STANDARD SUMMARY

Login Number: JC94988
Account: SORGE - J. M. Sorge, Inc.
Project: KIPP Water Quality Testing, Camden, NJ

File ID: XA091919W1.CSV Date Analyzed: 09/19/19 Methods: EPA 200.8
Analyst: SN Run ID: MA47473
Parameters: Cu,Pb

Time	Sample Description	Istd#1	Istd#2	Istd#3	Istd#4	Istd#5	Istd#6	Istd#7	Istd#8
08:15	MA47473-STD1	No results reported for the elements associated with this internal standard.							
08:19	MA47473-STD2	No results reported for the elements associated with this internal standard.							
08:22	MA47473-STD3	100	100	100	100	100	100	100	100
08:25	MA47473-STD4	99.139	99.11	100.526	100.053	98.98	100.032	100.448	99.085
08:29	MA47473-STD5	99.615	99.235	99.737	99.161	99.168	100.129	99.491	100.124
08:32	MA47473-STD6	99.062	99.331	99.574	99.602	99.247	100.256	100.161	100.981
08:35	MA47473-STD7	97.215	97.187	98.61	97.894	96.719	98.176	98.995	99.2
08:39	MA47473-STD8	93.739	93.194	93.521	93.785	93.177	95.191	95.233	95.359
08:42	MA47473-STD9	95.08	93.916	95.261	95.088	94.42	96.634	96.7	96.581
08:45	MA47473-STD10	93.375	92.933	93.365	93.891	92.81	95.057	96.061	96.525
08:49	MA47473-STD11	94.175	93.388	94.618	95.673	93.637	95.821	97.403	97.014
08:52	MA47473-STD12	94.333	95.068	95.717	94.9	93.43	96.087	97.907	99.115
08:55	MA47473-STD13	94.614	94.815	96.315	95.784	93.167	96.035	99.484	99.87
08:59	MA47473-ICVA1	93.43	94.247	94.961	95.648	93.453	96.365	99.375	99.508
09:02	MA47473-ICV1	89.582	89.468	91.052	90.778	91.316	93.333	94.343	95.473
09:06	MA47473-ICB1	93.259	93.298	95.001	95.493	95.995	97.728	98.974	99.501
09:09	MA47473-CCVA1	90.972	91.208	91.84	92.188	91.576	94.159	96.877	97.82
09:12	MA47473-CCB1	88.883	88.782	90.552	90.38	91.015	92.623	94.485	95.396
09:16	MA47473-CRI1	90.348	90.988	92.429	92.577	92.524	94.53	96.307	97.157
09:19	MA47473-CRIA1	No results reported for the elements associated with this internal standard.							
09:24	MA47473-CRIA2	No results reported for the elements associated with this internal standard.							
09:28	MA47473-CCVA2	90.539	90.664	91.795	92.552	90.662	94.151	95.988	97.588
09:31	MA47473-CCB2	88.544	87.791	89.682	90.11	90.209	91.948	93.647	94.254
09:34	MP17344-MB1	91.611	90.253	92.236	91.314	92.153	93.178	94.715	96.191
09:38	MP17344-B1	91.935	91.439	91.907	92.058	91.889	94.481	96.876	98.069
09:41	MP17344-S1	No results reported for the elements associated with this internal standard.							
09:44	MP17344-S2	No results reported for the elements associated with this internal standard.							
09:48	JC94737-5	93.57	94.225	92.237	92.881	91.972	96.618	100.644	101.631
09:51	MP17344-S3	No results reported for the elements associated with this internal standard.							
09:54	JC94457-1	No results reported for the elements associated with this internal standard.							
10:05	ZZZZZZ	94.808	93.497	91.814	92.24	91.982	94.973	96.909	97.3
10:08	JC94988-7	91.373	91.334	91.218	91.369	90.672	94.45	97.384	99.515
10:12	JC94988-12	90.196	90.235	89.725	89.691	88.935	92.588	96.25	98.289

INTERNAL STANDARD SUMMARY

Login Number: JC94988
Account: SORGE - J. M. Sorge, Inc.
Project: KIPP Water Quality Testing, Camden, NJ

File ID: XA091919W1.CSV Date Analyzed: 09/19/19 Methods: EPA 200.8
Analyst: SN Run ID: MA47473
Parameters: Cu,Pb

Time	Sample Description	Istd#1	Istd#2	Istd#3	Istd#4	Istd#5	Istd#6	Istd#7	Istd#8
10:15	MA47473-CCVA3	93.958	93.486	93.747	94.251	93.466	96.795	99.759	100.022
10:18	MA47473-CCB3	89.623	88.423	89.488	89.165	90.791	92.642	94.593	95.727
10:22	ZZZZZZ	91.458	89.892	89.629	89.898	90.231	94.019	96.972	98.334
10:25	ZZZZZZ	94.068	94.614	96.841	92.906	92.393	95.991	98.809	99.484
10:29	ZZZZZZ	91.195	91.101	91.141	90.98	90.703	94.778	97.146	98.178
10:32	ZZZZZZ	96.867	99.307	99.739	96.188	92.867	97.18	100.638	100.617
10:36	ZZZZZZ	92.604	93.649	91.739	91.36	89.27	93.175	97.19	97.858
10:39	ZZZZZZ	87.335	87.044	87.839	87.742	89.6	92.398	94.459	95.04
10:42	ZZZZZZ	91.87	91.435	90.858	92.342	92.561	94.806	98.169	98.885
10:46	ZZZZZZ	93.739	92.895	91.616	91.767	93.162	94.576	96.657	97.447
10:49	ZZZZZZ	93.406	91.424	89.782	90.482	91.787	93.759	96.003	97.467
10:53	ZZZZZZ	89.831	87.622	86.41	86.557	88.184	89.057	90.155	90.737
10:56	MA47473-CCVA4	94.324	92.846	92.174	93.497	92.05	95.419	98.406	99.867

! = Outside limits.

LEGEND:

Istd#	Parameter	Limits
Istd#1	Lithium	60-125 %
Istd#2	Scandium	60-125 %
Istd#3	Germanium (72-1)	60-125 %
Istd#4	Germanium (74-1)	60-125 %
Istd#5	Rhodium	60-125 %
Istd#6	Indium	60-125 %
Istd#7	Terbium	60-125 %
Istd#8	Holmium	60-125 %

INTERNAL STANDARD SUMMARY

Login Number: JC94988
Account: SORGE - J. M. Sorge, Inc.
Project: KIPP Water Quality Testing, Camden, NJ

File ID: XA091919W1.CSV Date Analyzed: 09/19/19 Methods: EPA 200.8
Analyst: SN Run ID: MA47473
Parameters: Cu,Pb

Time	Sample Description	Istd#9
08:15	MA47473-STD1	No results reported for the elements associated with this internal standard.
08:19	MA47473-STD2	No results reported for the elements associated with this internal standard.
08:22	MA47473-STD3	100
08:25	MA47473-STD4	99.749
08:29	MA47473-STD5	99.402
08:32	MA47473-STD6	100.277
08:35	MA47473-STD7	98.26
08:39	MA47473-STD8	95.921
08:42	MA47473-STD9	97.529
08:45	MA47473-STD10	95.904
08:49	MA47473-STD11	97.357
08:52	MA47473-STD12	96.484
08:55	MA47473-STD13	96.583
08:59	MA47473-ICVA1	97.812
09:02	MA47473-ICV1	95.742
09:06	MA47473-ICB1	100.194
09:09	MA47473-CCVA1	96.47
09:12	MA47473-CCB1	96.21
09:16	MA47473-CRI1	96.513
09:19	MA47473-CRIA1	No results reported for the elements associated with this internal standard.
09:24	MA47473-CRIA2	No results reported for the elements associated with this internal standard.
09:28	MA47473-CCVA2	95.705
09:31	MA47473-CCB2	95.303
09:34	MP17344-MB1	97.267
09:38	MP17344-B1	96.641
09:41	MP17344-S1	No results reported for the elements associated with this internal standard.
09:44	MP17344-S2	No results reported for the elements associated with this internal standard.
09:48	JC94737-5	107.698
09:51	MP17344-S3	No results reported for the elements associated with this internal standard.
09:54	JC94457-1	No results reported for the elements associated with this internal standard.
10:05	ZZZZZZ	96.498
10:08	JC94988-7	97.163
10:12	JC94988-12	95.402

INTERNAL STANDARD SUMMARY

Login Number: JC94988
Account: SORGE - J. M. Sorge, Inc.
Project: KIPP Water Quality Testing, Camden, NJ

File ID: XA091919W1.CSV Date Analyzed: 09/19/19 Methods: EPA 200.8
Analyst: SN Run ID: MA47473
Parameters: Cu,Pb

Time	Sample Description	Istd#9
10:15	MA47473-CCVA3	98.551
10:18	MA47473-CCB3	96.677
10:22	ZZZZZZ	96.844
10:25	ZZZZZZ	97.857
10:29	ZZZZZZ	96.959
10:32	ZZZZZZ	97.046
10:36	ZZZZZZ	93.178
10:39	ZZZZZZ	96.253
10:42	ZZZZZZ	98.051
10:46	ZZZZZZ	97.012
10:49	ZZZZZZ	95.76
10:53	ZZZZZZ	92.211
10:56	MA47473-CCVA4	98.029

! = Outside limits.

LEGEND:

Istd#	Parameter	Limits
Istd#9	Bismuth	60-125 %

BLANK RESULTS SUMMARY
Part 1 - Initial and Continuing Calibration Blanks

Login Number: JC94988
Account: SORGE - J. M. Sorge, Inc.
Project: KIPP Water Quality Testing, Camden, NJ

File ID: XA091919W1.CSV Date Analyzed: 09/19/19 Methods: EPA 200.8
QC Limits: result < RL Run ID: MA47473 Units: ug/l

Time: / Sample ID:			09:06 ICB1		09:12 CCB1		09:31 CCB2		10:18 CCB3	
Metal	RL	IDL	raw	final	raw	final	raw	final	raw	final
Aluminum	50	.045								
Antimony	0.40	.094								
Arsenic	1.0	.12								
Barium	1.0	.008								
Beryllium	0.30	.004								
Boron	50	.65								
Cadmium	0.50	.007								
Calcium	250	6.1								
Chromium	0.90	.036								
Cobalt	0.50	.0041								
Copper	4.0	.1	-0.0310	<4.0	-0.0103	<4.0	-0.00988	<4.0	0.0988	<4.0
Iron	50	1.2								
Lead	0.50	.009	0.00694	<0.50	0.0130	<0.50	0.0129	<0.50	0.221	<0.50
Magnesium	250	.033								
Manganese	1.0	.006								
Molybdenum	1.0	.015								
Nickel	0.50	.046								
Potassium	250	.51								
Selenium	1.0	.5								
Silver	2.0	.004								
Sodium	250	.36								
Strontium	1.0	.003								
Thallium	0.30	.004								
Tin	5.0	.025								
Titanium	1.0	.035								
Vanadium	4.0	.11								
Zinc	10	.041								

(*) Outside of QC limits
(anr) Analyte not requested

CALIBRATION CHECK STANDARDS SUMMARY
Initial and Continuing Calibration Checks

Login Number: JC94988
Account: SORGE - J. M. Sorge, Inc.
Project: KIPP Water Quality Testing, Camden, NJ

File ID: XA091919W1.CSV Date Analyzed: 09/19/19 Methods: EPA 200.8
QC Limits: 90 to 110 % Recovery Run ID: MA47473 Units: ug/l

Time:		08:59			09:02			09:09	
Sample ID:	ICVA	ICVA1		ICV	ICV1		CCVA	CCVA1	
Metal	True	Results	% Rec	True	Results	% Rec	True	Results	% Rec
Aluminum									
Antimony									
Arsenic									
Barium									
Beryllium									
Boron									
Cadmium									
Calcium									
Chromium									
Cobalt									
Copper	60	58.8	98.0				50	51.4	102.8
Iron									
Lead	60	60.3	100.5				50	52.0	104.0
Magnesium									
Manganese									
Molybdenum									
Nickel									
Potassium									
Selenium									
Silver									
Sodium									
Strontium									
Thallium									
Tin									
Titanium									
Vanadium									
Zinc									

(*) Outside of QC limits
(anr) Analyte not requested

CALIBRATION CHECK STANDARDS SUMMARY
Initial and Continuing Calibration Checks

Login Number: JC94988
Account: SORGE - J. M. Sorge, Inc.
Project: KIPP Water Quality Testing, Camden, NJ

File ID: XA091919W1.CSV Date Analyzed: 09/19/19 Methods: EPA 200.8
QC Limits: 90 to 110 % Recovery Run ID: MA47473 Units: ug/l

Time:		09:28			10:15	
Sample ID:	CCVA	CCVA2		CCVA	CCVA3	
Metal	True	Results	% Rec	True	Results	% Rec
Aluminum						
Antimony						
Arsenic						
Barium						
Beryllium						
Boron						
Cadmium						
Calcium						
Chromium						
Cobalt						
Copper	50	50.7	101.4	50	51.1	102.2
Iron						
Lead	50	52.4	104.8	50	52.4	104.8
Magnesium						
Manganese						
Molybdenum						
Nickel						
Potassium						
Selenium						
Silver						
Sodium						
Strontium						
Thallium						
Tin						
Titanium						
Vanadium						
Zinc						

(*) Outside of QC limits
(anr) Analyte not requested

LOW CALIBRATION CHECK STANDARDS SUMMARY

Login Number: JC94988
Account: SORGE - J. M. Sorge, Inc.
Project: KIPP Water Quality Testing, Camden, NJ

File ID: XA091919W1.CSV Date Analyzed: 09/19/19 Methods: EPA 200.8
QC Limits: 70 to 130 % Recovery Run ID: MA47473 Units: ug/l

Time:			09:16	
Sample ID:	CRI	CRIA	CRI1	
Metal	True	True	Results	% Rec
Aluminum	25	25		
Antimony	2	0.25		
Arsenic	0.5	0.5		
Barium	1	0.5		
Beryllium	0.5	0.25		
Boron	25	2.5		
Cadmium	0.5	0.25		
Calcium	250	125		
Chromium	1	2		
Cobalt	0.5	0.25		
Copper	2	2	1.93	96.5
Iron	25	25		
Lead	0.5	0.25	0.486	97.2
Magnesium	250	125		
Manganese	1	0.25		
Molybdenum	1	0.5		
Nickel	1	2		
Potassium	250	125		
Selenium	0.5	0.5		
Silver	0.5	1		
Sodium	250	125		
Strontium	5	0.5		
Thallium	0.5	0.25		
Tin	5	0.5		
Titanium	1	0.5		
Vanadium	1	2		
Zinc	5	2		

(*) Outside of QC limits
(anr) Analyte not requested

SGS Instrument Runlog
Inorganics Analyses

Login Number: JC94988
Account: SORGE - J. M. Sorge, Inc.
Project: KIPP Water Quality Testing, Camden, NJ

File ID: XA091919W2.CSV Date Analyzed: 09/19/19 Methods: EPA 200.8
Analyst: SN Run ID: MA47478
Parameters: Cu,Pb

Time	Sample Description	Dilution Factor	PS Recov	Comments
11:08	MA47478-STD1	1		See rerun
11:14	MA47478-STD2	1		STDA
11:18	ZZZZZZ	1		
11:21	MA47478-STD3	1		STDB
11:26	MA47478-STD4	1		STDB1
11:29	MA47478-STD5	1		STDB
11:32	MA47478-STD6	1		STDC
11:36	MA47478-STD7	1		STDD
11:39	MA47478-STD8	1		STDE
11:42	MA47478-STD9	1		STDF
11:46	MA47478-STD10	1		STDG
11:49	MA47478-STD11	1		STDH
11:52	MA47478-STD12	1		STDI
11:56	MA47478-STD13	1		STDJ
11:59	MA47478-ICVA1	1		
12:02	MA47478-ICV1	1		
12:06	MA47478-ICB1	1		
12:09	MA47478-CCVA1	1		
12:13	MA47478-CCB1	1		
12:16	MA47478-CRI1	1		
12:19	MA47478-CRIA1	1		
12:23	MA47478-CCVA2	1		
12:26	MA47478-CCB2	1		
12:29	ZZZZZZ	1		
12:33	ZZZZZZ	1		
12:36	JC94457-1	20		(sample used for QC only; not part of login JC94988)
12:39	ZZZZZZ	1		
12:43	JC94988-17	1		
12:46	JC94988-22	1		
12:49	JC94988-28	1		
12:53	JC94988-32	1		
12:56	JC94988-33	1		
13:00	MP17344-S1	2		

SGS Instrument Runlog
Inorganics Analyses

Login Number: JC94988
Account: SORGE - J. M. Sorge, Inc.
Project: KIPP Water Quality Testing, Camden, NJ

File ID: XA091919W2.CSV Date Analyzed: 09/19/19 Methods: EPA 200.8
Analyst: SN Run ID: MA47478
Parameters: Cu,Pb

Time	Sample Description	Dilution Factor	PS Recov	Comments
13:03	MA47478-CCVA3	1		
13:06	MA47478-CCB3	1		
13:10	MP17344-S1	50		
13:13	MP17344-S2	2		
13:17	MP17344-S2	50		
13:20	JC94737-5	50		(sample used for QC only; not part of login JC94988)
13:24	MP17344-S3	25		
13:27	JC94988-7	2		
13:30	JC94988-12	2		
13:33	JC94988-17	2		
13:37	JC94988-22	2		
13:40	JC94988-32	10		
13:43	MA47478-CCVA4	1		
13:47	MA47478-CCB4	1		
13:50	JC94988-32	250		
13:53	JC94988-33	5		
13:57	MP17345-MB1	1		
14:00	MP17345-B1	1		
14:03	MP17345-S1	1		To reanalysis, FB used as QC
14:07	MP17345-S2	1		To reanalysis, FB used as QC
14:10	JC94947-1	1		(sample used for QC only; not part of login JC94988)
14:13	MP17345-S3	1		
14:17	JC94947-2	1		(sample used for QC only; not part of login JC94988)
14:20	JC94947-3	1		(sample used for QC only; not part of login JC94988)
14:23	MA47478-CCVA5	1		
14:27	MA47478-CCB5	1		
14:30	ZZZZZZ	1		
14:33	ZZZZZZ	1		
14:37	ZZZZZZ	1		
14:40	ZZZZZZ	1		
14:43	ZZZZZZ	1		
14:47	ZZZZZZ	1		
14:50	ZZZZZZ	1		

SGS Instrument Runlog
Inorganics Analyses

Login Number: JC94988
Account: SORGE - J. M. Sorge, Inc.
Project: KIPP Water Quality Testing, Camden, NJ

File ID: XA091919W2.CSV Date Analyzed: 09/19/19 Methods: EPA 200.8
Analyst: SN Run ID: MA47478
Parameters: Cu,Pb

Time	Sample Description	Dilution Factor	PS Recov	Comments
14:53	MP17370-MB1	1		
14:57	JC94988-6	1		
15:00	MP17370-B1	1		
15:03	MA47478-CCVA6	1		
15:07	MA47478-CCB6	1		
15:10	MP17370-S1	1		FB used as QC
15:13	MP17370-S2	1		FB used as QC
15:17	JC94988-1	1		
15:20	MP17345-S3	2		
15:24	MP17370-S3	1		
15:27	JC94988-2	1		
15:30	JC94988-3	1		
15:33	JC94988-4	1		
15:37	JC94988-5	1		
15:40	JC94988-11	1		
15:44	MA47478-CCVA7	1		
15:47	MA47478-CCB7	1		
15:50	JC94988-16	1		
15:54	JC94988-8	1		
15:57	JC94988-9	1		
16:00	JC94988-10	1		
16:04	JC94988-13	1		
16:07	JC94988-14	1		
16:10	JC94988-15	1		
16:14	JC94988-18	1		
16:17	JC94988-19	1		
16:20	JC94988-21	1		
16:24	MA47478-CCVA8	1		
16:27	MA47478-CCB8	1		
16:30	JC94988-20	1		
16:34	JC94988-23	1		
16:37	JC94988-24	1		
16:40	MP17370-S3	10		

SGS Instrument Runlog
Inorganics Analyses

Login Number: JC94988
Account: SORGE - J. M. Sorge, Inc.
Project: KIPP Water Quality Testing, Camden, NJ

File ID: XA091919W2.CSV Date Analyzed: 09/19/19 Methods: EPA 200.8
Analyst: SN Run ID: MA47478
Parameters: Cu,Pb

Time	Sample Description	Dilution Factor	PS Recov	Comments
16:44	JC94988-2	10		
16:47	JC94988-14	2		
16:50	JC94988-24	3		
16:54	MP17371-MB1	1		
16:57	MP17371-B1	1		
17:00	MP17371-S1	1		
17:04	MA47478-CCVA9	1		
17:07	MA47478-CCB9	1		
17:10	MP17371-S2	1		
17:14	JC94988-25	1		
17:17	MP17371-S3	1		
17:20	JC94988-27	1		
17:24	JC94988-29	1		
17:27	JC94988-30	1		
17:30	JC94988-34	1		
17:34	JC94988-35	1		
17:37	JC94988-37	1		
17:40	JC94988-38	1		
17:44	MA47478-CCVA10	1		
17:47	MA47478-CCB10	1		
17:50	JC94988-39	1		
17:54	JC94988-40	1		
17:57	JC94988-41	1		
18:00	JC94988-42	1		
18:04	ZZZZZZ	1		
18:07	ZZZZZZ	1		
18:10	MP17371-S1	2		
18:14	MP17371-S2	2		
18:17	JC94988-26	1		
18:20	JC94988-31	1		
18:24	MA47478-CCVA11	1		
18:27	MA47478-CCB11	1		
18:30	JC94988-36	1		

SGS Instrument Runlog
Inorganics Analyses

Login Number: JC94988
Account: SORGE - J. M. Sorge, Inc.
Project: KIPP Water Quality Testing, Camden, NJ

File ID: XA091919W2.CSV Date Analyzed: 09/19/19 Methods: EPA 200.8
Analyst: SN Run ID: MA47478
Parameters: Cu,Pb

Time	Sample Description	Dilution Factor	PS Recov	Comments
18:34	ZZZZZZ	1		
18:37	ZZZZZZ	1		
18:40	ZZZZZZ	1		
18:44	ZZZZZZ	1		
18:47	ZZZZZZ	1		
18:51	ZZZZZZ	1		
18:54	ZZZZZZ	1		
18:57	ZZZZZZ	1		
19:01	ZZZZZZ	1		
19:04	MA47478-CCVA12	1		
19:07	MA47478-CCB12	1		
19:11	MP17406-MB1	1		
19:14	MP17406-B1	1		
19:17	MP17406-S1	1		
19:21	MP17406-S2	1		
19:24	JC95134-1	1		(sample used for QC only; not part of login JC94988)
19:27	ZZZZZZ	1		
19:31	ZZZZZZ	1		
19:34	ZZZZZZ	1		
19:37	ZZZZZZ	1		
19:41	ZZZZZZ	1		
19:44	MA47478-CCVA13	1		
19:47	MA47478-CCB13	1		
19:51	ZZZZZZ	1		
19:54	ZZZZZZ	1		
19:57	ZZZZZZ	1		
20:01	ZZZZZZ	1		
20:04	ZZZZZZ	1		
20:07	ZZZZZZ	1		
20:11	ZZZZZZ	1		
20:14	ZZZZZZ	1		
20:18	ZZZZZZ	1		
20:21	ZZZZZZ	1		

SGS Instrument Runlog
Inorganics Analyses

Login Number: JC94988
Account: SORGE - J. M. Sorge, Inc.
Project: KIPP Water Quality Testing, Camden, NJ

File ID: XA091919W2.CSV Date Analyzed: 09/19/19 Methods: EPA 200.8
Analyst: SN Run ID: MA47478
Parameters: Cu,Pb

Time	Sample Description	Dilution Factor	PS Recov	Comments
20:24	MA47478-CCVA14	1		
20:28	MA47478-CCB14	1		
20:31	ZZZZZZ	1		
20:34	ZZZZZZ	1		
20:38	ZZZZZZ	1		
20:41	ZZZZZZ	1		
20:44	ZZZZZZ	1		
20:48	MP17407-MB1	1		
20:51	MP17407-B1	1		
20:54	MP17407-S1	1		
20:58	MP17407-S2	1		
21:01	JC95134-26	1		(sample used for QC only; not part of login JC94988)
21:05	MA47478-CCVA15	1		
21:08	MA47478-CCB15	1		
21:11	MP17407-S3	1		
21:15	JC95134-27	1		(sample used for QC only; not part of login JC94988)
21:18	ZZZZZZ	1		
21:21	ZZZZZZ	1		
21:25	ZZZZZZ	1		
21:28	ZZZZZZ	1		
21:31	ZZZZZZ	1		
21:35	ZZZZZZ	1		
21:38	ZZZZZZ	1		
21:41	ZZZZZZ	1		
21:45	MA47478-CCVA16	1		
21:48	MA47478-CCB16	1		
21:51	ZZZZZZ	1		
21:55	ZZZZZZ	1		
21:58	ZZZZZZ	1		
22:01	ZZZZZZ	1		
22:05	ZZZZZZ	1		
22:08	MP17405-MB1	1		
22:11	MP17405-B1	1		

SGS Instrument Runlog
Inorganics Analyses

Login Number: JC94988
Account: SORGE - J. M. Sorge, Inc.
Project: KIPP Water Quality Testing, Camden, NJ

File ID: XA091919W2.CSV Date Analyzed: 09/19/19 Methods: EPA 200.8
Analyst: SN Run ID: MA47478
Parameters: Cu,Pb

	Time	Sample Description	Dilution Factor	PS Recov	Comments
	22:15	MP17405-S1	1		Overrange
	22:18	MP17405-S2	1		Overrange
	22:21	JC95134-13	1		(sample used for QC only; not part of login JC94988)
	22:25	MA47478-CCVA17	1		
	22:28	MA47478-CCB17	1		
	22:31	ZZZZZZ	1		
	22:35	ZZZZZZ	1		
	22:38	ZZZZZZ	1		
	22:41	ZZZZZZ	1		
	22:45	JC94988-39	2		
---------->	Last reportable sample/prep for job JC94988				
	22:48	ZZZZZZ	100		
	22:51	ZZZZZZ	5		
	22:55	ZZZZZZ	5		
	22:58	ZZZZZZ	2		
	23:01	MA47478-CCVA18	1		
	23:05	MA47478-CCB18	1		
---------->	Last reportable CCB for job JC94988				
	23:08	ZZZZZZ	1		
	23:11	ZZZZZZ	2		
	23:14	ZZZZZZ	1		
	23:18	ZZZZZZ	1		
	23:21	ZZZZZZ	1		
	23:25	ZZZZZZ	1		
	23:28	MA47478-CCVA19	1		
	23:31	MA47478-CCB19	1		
	23:34	ZZZZZZ	1		
	23:38	ZZZZZZ	1		

Refer to raw data for calibration curve and standards.

REPORTED ELEMENTS SUMMARY

Login Number: JC94988
Account: SORGE - J. M. Sorge, Inc.
Project: KIPP Water Quality Testing, Camden, NJ

File ID: XA091919W2.CSV Date Analyzed: 09/19/19 Methods: EPA 200.8
Analyst: SN Run ID: MA47478
Parameters: Cu,Pb

Time	Sample Description	Element: Dilution	Cu	Pb	
11:18	ZZZZZZ	1			
11:59	MA47478-ICVA1	1	X	X	
12:02	MA47478-ICV1	1	X	X	
12:06	MA47478-ICB1	1	X	X	
12:09	MA47478-CCVA1	1	X	X	
12:13	MA47478-CCB1	1	X	X	
12:16	MA47478-CRI1	1	X	X	
12:19	MA47478-CRIA1	1			
12:23	MA47478-CCVA2	1	X	X	
12:26	MA47478-CCB2	1	X	X	
12:29	ZZZZZZ	1			
12:33	ZZZZZZ	1			
12:36	JC94457-1	20		X	(a)
12:39	ZZZZZZ	1			
12:43	JC94988-17	1		X	
12:46	JC94988-22	1		X	
12:49	JC94988-28	1	X	X	
12:53	JC94988-32	1			
12:56	JC94988-33	1		X	
13:00	MP17344-S1	2	X		
13:03	MA47478-CCVA3	1	X	X	
13:06	MA47478-CCB3	1	X	X	
13:10	MP17344-S1	50		X	
13:13	MP17344-S2	2	X		
13:17	MP17344-S2	50		X	
13:20	JC94737-5	50		X	(a)
13:24	MP17344-S3	25	X	X	
13:27	JC94988-7	2	X		
13:30	JC94988-12	2	X		
13:33	JC94988-17	2	X		
13:37	JC94988-22	2	X		
13:40	JC94988-32	10		X	
13:43	MA47478-CCVA4	1	X	X	
		Element:	Cu	Pb	

REPORTED ELEMENTS SUMMARY

Login Number: JC94988
Account: SORGE - J. M. Sorge, Inc.
Project: KIPP Water Quality Testing, Camden, NJ

File ID: XA091919W2.CSV Date Analyzed: 09/19/19 Methods: EPA 200.8
Analyst: SN Run ID: MA47478
Parameters: Cu,Pb

Time	Sample Description	Element: Dilution	C u	P b	
13:47	MA47478-CCB4	1	X	X	
13:50	JC94988-32	250	X		
13:53	JC94988-33	5	X		
13:57	MP17345-MB1	1	X	X	
14:00	MP17345-B1	1	X	X	
14:03	MP17345-S1	1	To reanalysis, FB used as QC		
14:07	MP17345-S2	1	To reanalysis, FB used as QC		
14:10	JC94947-1	1	X	X	(a)
14:13	MP17345-S3	1		X	
14:17	JC94947-2	1	X	X	(a)
14:20	JC94947-3	1	X	X	(a)
14:23	MA47478-CCVA5	1	X	X	
14:27	MA47478-CCB5	1	X	X	
14:30	ZZZZZZ	1			
14:33	ZZZZZZ	1			
14:37	ZZZZZZ	1			
14:40	ZZZZZZ	1			
14:43	ZZZZZZ	1			
14:47	ZZZZZZ	1			
14:50	ZZZZZZ	1			
14:53	MP17370-MB1	1	X	X	
14:57	JC94988-6	1	X	X	
15:00	MP17370-B1	1	X	X	
15:03	MA47478-CCVA6	1	X	X	
15:07	MA47478-CCB6	1	X	X	
15:10	MP17370-S1	1	FB used as QC		
15:13	MP17370-S2	1	FB used as QC		
15:17	JC94988-1	1	X	X	
15:20	MP17345-S3	2	X		
15:24	MP17370-S3	1		X	
15:27	JC94988-2	1		X	
15:30	JC94988-3	1	X	X	
15:33	JC94988-4	1	X	X	
	Element:		C u	P b	

REPORTED ELEMENTS SUMMARY

Login Number: JC94988
Account: SORGE - J. M. Sorge, Inc.
Project: KIPP Water Quality Testing, Camden, NJ

File ID: XA091919W2.CSV Date Analyzed: 09/19/19 Methods: EPA 200.8
Analyst: SN Run ID: MA47478
Parameters: Cu,Pb

Time	Sample Description	Element: Dilution	Cu	Pb
15:37	JC94988-5	1	X	X
15:40	JC94988-11	1	X	X
15:44	MA47478-CCVA7	1	X	X
15:47	MA47478-CCB7	1	X	X
15:50	JC94988-16	1	X	X
15:54	JC94988-8	1	X	X
15:57	JC94988-9	1	X	X
16:00	JC94988-10	1	X	X
16:04	JC94988-13	1	X	X
16:07	JC94988-14	1		X
16:10	JC94988-15	1	X	X
16:14	JC94988-18	1	X	X
16:17	JC94988-19	1	X	X
16:20	JC94988-21	1	X	X
16:24	MA47478-CCVA8	1	X	X
16:27	MA47478-CCB8	1	X	X
16:30	JC94988-20	1	X	X
16:34	JC94988-23	1	X	X
16:37	JC94988-24	1		X
16:40	MP17370-S3	10	X	
16:44	JC94988-2	10	X	
16:47	JC94988-14	2	X	
16:50	JC94988-24	3	X	
16:54	MP17371-MB1	1	X	X
16:57	MP17371-B1	1	X	X
17:00	MP17371-S1	1		X
17:04	MA47478-CCVA9	1	X	X
17:07	MA47478-CCB9	1	X	X
17:10	MP17371-S2	1		X
17:14	JC94988-25	1	X	X
17:17	MP17371-S3	1	X	X
17:20	JC94988-27	1	X	X
17:24	JC94988-29	1	X	X
		Element:	Cu	Pb

REPORTED ELEMENTS SUMMARY

Login Number: JC94988
Account: SORGE - J. M. Sorge, Inc.
Project: KIPP Water Quality Testing, Camden, NJ

File ID: XA091919W2.CSV Date Analyzed: 09/19/19 Methods: EPA 200.8
Analyst: SN Run ID: MA47478
Parameters: Cu,Pb

Time	Sample Description	Element: Dilution	Cu	Pb
17:27	JC94988-30	1	X	X
17:30	JC94988-34	1	X	X
17:34	JC94988-35	1	X	X
17:37	JC94988-37	1	X	X
17:40	JC94988-38	1	X	X
17:44	MA47478-CCVA10	1	X	X
17:47	MA47478-CCB10	1	X	X
17:50	JC94988-39	1		X
17:54	JC94988-40	1	X	X
17:57	JC94988-41	1	X	X
18:00	JC94988-42	1	X	X
18:04	ZZZZZZ	1		
18:07	ZZZZZZ	1		
18:10	MP17371-S1	2	X	
18:14	MP17371-S2	2	X	
18:17	JC94988-26	1	X	X
18:20	JC94988-31	1	X	X
18:24	MA47478-CCVA11	1	X	X
18:27	MA47478-CCB11	1	X	X
18:30	JC94988-36	1	X	X
18:34	ZZZZZZ	1		
18:37	ZZZZZZ	1		
18:40	ZZZZZZ	1		
18:44	ZZZZZZ	1		
18:47	ZZZZZZ	1		
18:51	ZZZZZZ	1		
18:54	ZZZZZZ	1		
18:57	ZZZZZZ	1		
19:01	ZZZZZZ	1		
19:04	MA47478-CCVA12	1	X	X
19:07	MA47478-CCB12	1	X	X
19:11	MP17406-MB1	1		X
19:14	MP17406-B1	1		X
		Element:	Cu	Pb

REPORTED ELEMENTS SUMMARY

Login Number: JC94988
Account: SORGE - J. M. Sorge, Inc.
Project: KIPP Water Quality Testing, Camden, NJ

File ID: XA091919W2.CSV Date Analyzed: 09/19/19 Methods: EPA 200.8
Analyst: SN Run ID: MA47478
Parameters: Cu,Pb

Time	Sample Description	Element: Dilution	C u	P b	
19:17	MP17406-S1	1		X	
19:21	MP17406-S2	1		X	
19:24	JC95134-1	1		X	(a)
19:27	ZZZZZZ	1			
19:31	ZZZZZZ	1			
19:34	ZZZZZZ	1			
19:37	ZZZZZZ	1			
19:41	ZZZZZZ	1			
19:44	MA47478-CCVA13	1	X	X	
19:47	MA47478-CCB13	1	X	X	
19:51	ZZZZZZ	1			
19:54	ZZZZZZ	1			
19:57	ZZZZZZ	1			
20:01	ZZZZZZ	1			
20:04	ZZZZZZ	1			
20:07	ZZZZZZ	1			
20:11	ZZZZZZ	1			
20:14	ZZZZZZ	1			
20:18	ZZZZZZ	1			
20:21	ZZZZZZ	1			
20:24	MA47478-CCVA14	1	X	X	
20:28	MA47478-CCB14	1	X	X	
20:31	ZZZZZZ	1			
20:34	ZZZZZZ	1			
20:38	ZZZZZZ	1			
20:41	ZZZZZZ	1			
20:44	ZZZZZZ	1			
20:48	MP17407-MB1	1		X	
20:51	MP17407-B1	1		X	
20:54	MP17407-S1	1		X	
20:58	MP17407-S2	1		X	
21:01	JC95134-26	1		X	(a)
21:05	MA47478-CCVA15	1	X	X	
		Element:	C u	P b	

REPORTED ELEMENTS SUMMARY

Login Number: JC94988
Account: SORGE - J. M. Sorge, Inc.
Project: KIPP Water Quality Testing, Camden, NJ

File ID: XA091919W2.CSV Date Analyzed: 09/19/19 Methods: EPA 200.8
Analyst: SN Run ID: MA47478
Parameters: Cu,Pb

Time	Sample Description	Element: Dilution	C u	P b	
21:08	MA47478-CCB15	1	X	X	
21:11	MP17407-S3	1		X	
21:15	JC95134-27	1		X	(a)
21:18	ZZZZZZ	1			
21:21	ZZZZZZ	1			
21:25	ZZZZZZ	1			
21:28	ZZZZZZ	1			
21:31	ZZZZZZ	1			
21:35	ZZZZZZ	1			
21:38	ZZZZZZ	1			
21:41	ZZZZZZ	1			
21:45	MA47478-CCVA16	1	X	X	
21:48	MA47478-CCB16	1	X	X	
21:51	ZZZZZZ	1			
21:55	ZZZZZZ	1			
21:58	ZZZZZZ	1			
22:01	ZZZZZZ	1			
22:05	ZZZZZZ	1			
22:08	MP17405-MB1	1		X	
22:11	MP17405-B1	1		X	
22:15	MP17405-S1	1	Overrange		
22:18	MP17405-S2	1	Overrange		
22:21	JC95134-13	1	Overrange		
22:25	MA47478-CCVA17	1	X	X	
22:28	MA47478-CCB17	1	X	X	
22:31	ZZZZZZ	1			
22:35	ZZZZZZ	1			
22:38	ZZZZZZ	1			
22:41	ZZZZZZ	1			
22:45	JC94988-39	2	X		
22:48	ZZZZZZ	100			
22:51	ZZZZZZ	5			
22:55	ZZZZZZ	5			
		Element:	C u	P b	

REPORTED ELEMENTS SUMMARY

Login Number: JC94988
Account: SORGE - J. M. Sorge, Inc.
Project: KIPP Water Quality Testing, Camden, NJ

File ID: XA091919W2.CSV Date Analyzed: 09/19/19 Methods: EPA 200.8
Analyst: SN Run ID: MA47478
Parameters: Cu,Pb

Time	Sample Description	Element: Dilution	C u	P b
22:58	ZZZZZZ	2		
23:01	MA47478-CCVA18	1	X	X
23:05	MA47478-CCB18	1	X	X
23:08	ZZZZZZ	1		
23:11	ZZZZZZ	2		
23:14	ZZZZZZ	1		
23:18	ZZZZZZ	1		
23:21	ZZZZZZ	1		
23:25	ZZZZZZ	1		
23:28	MA47478-CCVA19	1	X	X
23:31	MA47478-CCB19	1	X	X
23:34	ZZZZZZ	1		
23:38	ZZZZZZ	1		

(a) Sample used for QC only; not part of login JC94988.

Element:	C u	P b

INTERNAL STANDARD SUMMARY

Login Number: JC94988
Account: SORGE - J. M. Sorge, Inc.
Project: KIPP Water Quality Testing, Camden, NJ

File ID: XA091919W2.CSV Date Analyzed: 09/19/19 Methods: EPA 200.8
Analyst: SN Run ID: MA47478
Parameters: Cu,Pb

Time	Sample Description	Istd#1	Istd#2	Istd#3	Istd#4	Istd#5	Istd#6	Istd#7	Istd#8
11:08	MA47478-STD1	No results reported for the elements associated with this internal standard.							
11:14	MA47478-STD2	100	100	100	100	100	100	100	100
11:18	ZZZZZZ	No results reported for the elements associated with this internal standard.							
11:21	MA47478-STD3	103.06	102.224	100.302	101.012	102.156	102.631	102.786	103.721
11:26	MA47478-STD4	100.797	100.787	98.985	99.502	100.128	100.026	101.005	100.284
11:29	MA47478-STD5	103.184	102.611	101.451	101.905	101.722	102.373	102.132	102.817
11:32	MA47478-STD6	102.351	102.298	100.986	100.559	101.362	101.021	101.115	101.547
11:36	MA47478-STD7	103.248	102.686	99.921	101.541	101.745	102.301	102.103	102.007
11:39	MA47478-STD8	103.409	102.619	101.111	100.392	102.077	102.553	102.333	103.173
11:42	MA47478-STD9	102.742	101.477	100.474	100.553	101.792	102.259	103.714	103.877
11:46	MA47478-STD10	101.972	101.54	99.036	100.078	100.484	102.922	103.088	103.858
11:49	MA47478-STD11	103.456	102.827	101.868	101.913	100.848	102.134	102.877	103.703
11:52	MA47478-STD12	105.974	105.611	102.746	102.644	101.973	103.773	105.284	105.549
11:56	MA47478-STD13	108.285	109.413	105.631	105.446	106.043	107.587	109.778	109.031
11:59	MA47478-ICVA1	103.539	102.887	100.459	101.888	100.35	101.714	103.307	104.002
12:02	MA47478-ICV1	102.277	102.226	100.169	100.866	101.768	101.154	102.34	101.723
12:06	MA47478-ICB1	104.384	103.936	101.862	102.168	101.508	102.2	101.925	101.874
12:09	MA47478-CCVA1	103.865	103.102	101.327	101.797	100.708	102.114	102.934	104.082
12:13	MA47478-CCB1	101.676	102.573	99.699	100.491	101	101.23	101.247	101.403
12:16	MA47478-CRI1	104.003	104.535	101.644	102.495	102.788	103.077	102.758	102.882
12:19	MA47478-CRIA1	104.481	104.581	101.755	101.916	102.429	102.472	102.376	102.566
12:23	MA47478-CCVA2	103.89	105.876	102.733	103.476	101.958	103.346	104.092	104.157
12:26	MA47478-CCB2	102.869	103.955	102.289	102.081	102.099	102.527	102.139	102.362
12:29	ZZZZZZ	105.086	106.621	102.246	102.526	104.437	103.886	103.698	104.079
12:33	ZZZZZZ	106.238	106.521	102.434	103.01	103.618	104.42	104.658	104.905
12:36	JC94457-1	105.272	105.978	103.38	103.292	103.792	104.506	103.416	103.471
12:39	ZZZZZZ	105.444	105.301	100.736	100.544	99.935	101.708	101.671	101.762
12:43	JC94988-17	104.765	106.07	102.443	101.832	102.109	104.637	105.108	105.751
12:46	JC94988-22	104.656	107.043	105.966	102.674	101.4	104.228	103.954	104.649
12:49	JC94988-28	102.511	104.473	101.571	101.301	99.76	102.646	103.041	103.251
12:53	JC94988-32	106.418	109.687	105.692	103.435	100.045	102.481	104.144	104.415
12:56	JC94988-33	103.139	105.695	100.887	101.324	98.002	101.267	102.463	101.852
13:00	MP17344-S1	99.995	100.517	98.125	98.565	97.546	100.091	101.107	101.345

INTERNAL STANDARD SUMMARY

Login Number: JC94988
Account: SORGE - J. M. Sorge, Inc.
Project: KIPP Water Quality Testing, Camden, NJ

File ID: XA091919W2.CSV Date Analyzed: 09/19/19 Methods: EPA 200.8
Analyst: SN Run ID: MA47478
Parameters: Cu,Pb

Time	Sample Description	Istd#1	Istd#2	Istd#3	Istd#4	Istd#5	Istd#6	Istd#7	Istd#8
13:03	MA47478-CCVA3	100.881	103.309	100.077	101.079	100.324	102.007	103.009	102.904
13:06	MA47478-CCB3	99.323	99.905	98.45	98.819	98.963	99.827	99.53	99.833
13:10	MP17344-S1	101.591	102.932	102.328	101.463	102.171	102.372	102.214	102.56
13:13	MP17344-S2	100.174	100.443	97.691	99.087	97.661	100.276	102.235	103.25
13:17	MP17344-S2	99.977	100.29	99.345	98.634	99.705	101.115	101.679	101.628
13:20	JC94737-5	100.188	100.488	99.328	99.92	99.991	101.017	101.295	100.982
13:24	MP17344-S3	101.087	100.495	98.639	99.421	99.055	101.453	101.44	101.904
13:27	JC94988-7	101.087	101.832	99.646	99.333	99.491	101.687	102.964	103.723
13:30	JC94988-12	102.199	102.586	99.295	99.302	100.107	101.983	103.433	104.094
13:33	JC94988-17	104.343	105.25	100.404	102.333	102.489	104.556	105.314	105.927
13:37	JC94988-22	104.54	105.353	104.34	101.071	101.679	103.682	103.989	104.878
13:40	JC94988-32	105.184	106.389	103.606	103.552	102.755	104.333	104.685	104.854
13:43	MA47478-CCVA4	107.418	109.345	105.302	105.529	104.561	106.074	106.465	106.31
13:47	MA47478-CCB4	107.533	108.421	105.091	105.314	106.249	106.133	105.627	105.669
13:50	JC94988-32	109.929	109.572	108.114	107.072	107.588	108.23	106.739	106.378
13:53	JC94988-33	108.909	109.463	106.58	106.881	104.517	106.6	106.038	107.344
13:57	MP17345-MB1	108.983	109.085	106.415	105.936	107.523	106.853	106.774	106.617
14:00	MP17345-B1	106.687	109.172	106.948	106.566	105.643	107.671	107.223	107.008
14:03	MP17345-S1	No results reported for the elements associated with this internal standard.							
14:07	MP17345-S2	No results reported for the elements associated with this internal standard.							
14:10	JC94947-1	111.533	109.713	104.331	104.201	106.851	106.514	104.851	104.246
14:13	MP17345-S3	111.335	110.039	103.173	104.929	103.238	105.68	106.448	107.154
14:17	JC94947-2	111.796	111.768	104.823	105.624	103.83	106.793	107.491	107.312
14:20	JC94947-3	113.249	111.347	104.701	104.441	103.518	106.126	105.972	106.261
14:23	MA47478-CCVA5	103.586	101.175	98.967	98.371	98.992	100.527	102.008	102.665
14:27	MA47478-CCB5	102.712	101.435	99.276	99.439	100.827	102.066	102.08	102.684
14:30	ZZZZZZ	113.077	112.09	105.466	105.448	103.778	106.45	106.322	106.433
14:33	ZZZZZZ	115.641	112.195	106.083	106.664	105.226	107.752	106.898	108.048
14:37	ZZZZZZ	112.896	110.491	104.466	103.561	106.777	106.824	105.162	104.777
14:40	ZZZZZZ	115.626	113.197	106.748	107.172	105.36	107.967	107.194	107.38
14:43	ZZZZZZ	115.447	112.636	105.369	105.958	104.564	106.532	106.665	106.831
14:47	ZZZZZZ	114.113	112.146	103.999	106.136	104.602	106.936	106.113	107.117
14:50	ZZZZZZ	113.793	111.696	104.451	104.071	103.646	106.111	105.626	105.579

INTERNAL STANDARD SUMMARY

Login Number: JC94988
Account: SORGE - J. M. Sorge, Inc.
Project: KIPP Water Quality Testing, Camden, NJ

File ID: XA091919W2.CSV Date Analyzed: 09/19/19 Methods: EPA 200.8
Analyst: SN Run ID: MA47478
Parameters: Cu,Pb

Time	Sample Description	Istd#1	Istd#2	Istd#3	Istd#4	Istd#5	Istd#6	Istd#7	Istd#8
14:53	MP17370-MB1	104.924	102.134	98.358	98.838	101.061	101.21	101.724	102.588
14:57	JC94988-6	111.674	108.223	103.247	102.408	104.824	105.74	104.084	103.427
15:00	MP17370-B1	103.812	101.642	99.347	98.464	99.778	101.219	101.25	102
15:03	MA47478-CCVA6	101.778	100.347	97.345	98.608	98.217	98.97	101.483	101.722
15:07	MA47478-CCB6	100.959	97.663	96.148	95.727	97.883	98.1	99.029	99.312
15:10	MP17370-S1	No results reported for the elements associated with this internal standard.							
15:13	MP17370-S2	No results reported for the elements associated with this internal standard.							
15:17	JC94988-1	101.118	99.041	94.335	94.148	96.683	97.024	96.542	95.681
15:20	MP17345-S3	104.058	102.016	97.962	98.395	97.771	100.301	101.44	100.917
15:24	MP17370-S3	106.162	103.328	97.472	98.618	99.211	100.512	100.452	100.104
15:27	JC94988-2	107.454	105.118	98.547	99.066	99.519	101.442	100.915	101.082
15:30	JC94988-3	106.194	104.733	98.248	99.075	99.491	101.507	100.654	100.818
15:33	JC94988-4	107.207	110.322	100.459	98.8	98.112	99.682	100.455	100.773
15:37	JC94988-5	108.503	107.223	100.672	101.157	100.658	102.481	100.858	101.171
15:40	JC94988-11	102.426	100.408	94.951	103.018	98.004	98.296	95.58	95.899
15:44	MA47478-CCVA7	101.78	100.321	95.575	95.682	96.831	97.869	97.523	98.606
15:47	MA47478-CCB7	102.01	99.797	97.034	96.316	98.323	99.02	98.955	98.969
15:50	JC94988-16	103.567	101.415	95.759	96.26	98.18	98.495	96.97	95.812
15:54	JC94988-8	107.952	105.606	99.871	100.132	100.332	102.107	102.218	101.96
15:57	JC94988-9	105.412	103.96	97.752	98.095	98.426	100.488	100.219	99.824
16:00	JC94988-10	105.742	103.591	97.321	98.125	98.843	100.991	100.805	100.417
16:04	JC94988-13	106.09	104.275	98.45	98.685	98.492	100.311	101.237	101.625
16:07	JC94988-14	105.492	103.268	97.266	98.309	98.426	100.912	100.981	101.127
16:10	JC94988-15	105.538	104.215	97.41	98.439	99.334	101.413	102.531	101.398
16:14	JC94988-18	103.821	99.763	95.36	95.884	95.563	97.595	98.385	98.235
16:17	JC94988-19	104.107	102.379	97.053	96.998	97.697	99.953	100.718	101.03
16:20	JC94988-21	101.186	98.488	93.438	93.06	96.326	97.155	96.869	97.272
16:24	MA47478-CCVA8	101.038	98.895	95.201	95.137	97.189	98.668	101.243	100.378
16:27	MA47478-CCB8	100	98.112	94.17	94.405	97.214	98.399	99.455	99.9
16:30	JC94988-20	105.39	101.587	96.184	97.519	98.609	99.896	101.567	102.21
16:34	JC94988-23	104.089	100.962	96.227	96.79	96.132	98.798	99.374	99.661
16:37	JC94988-24	102.181	97.995	95.082	95.132	95.17	97.102	98.332	98.897
16:40	MP17370-S3	99.199	96.21	94.585	93.275	96.803	98.474	98.961	98.984

INTERNAL STANDARD SUMMARY

Login Number: JC94988
Account: SORGE - J. M. Sorge, Inc.
Project: KIPP Water Quality Testing, Camden, NJ

File ID: XA091919W2.CSV Date Analyzed: 09/19/19 Methods: EPA 200.8
Analyst: SN Run ID: MA47478
Parameters: Cu,Pb

Time	Sample Description	Istd#1	Istd#2	Istd#3	Istd#4	Istd#5	Istd#6	Istd#7	Istd#8
16:44	JC94988-2	98.506	96.18	93.835	94.124	95.727	97.689	98.68	99.387
16:47	JC94988-14	99.843	97.219	94.201	93.843	94.913	97.616	99.255	99.915
16:50	JC94988-24	100.213	97.606	94.965	94.849	96.847	99.066	100.364	100.891
16:54	MP17371-MB1	98.781	94.986	92.738	92.716	95.683	97.218	98.79	98.463
16:57	MP17371-B1	100.401	97.16	95.398	95.451	96.876	98.452	100.556	101.593
17:00	MP17371-S1	103.662	101.341	96.057	96.466	96.85	99.789	101.706	102.277
17:04	MA47478-CCVA9	94.952	93.679	90.086	90.773	92.215	93.676	95.865	95.746
17:07	MA47478-CCB9	99.395	96.751	94.408	94.973	97.298	99.148	99.252	100.225
17:10	MP17371-S2	105.575	103.7	98.74	99.432	98.999	102.148	106.264	105.246
17:14	JC94988-25	105.475	104.756	97.865	97.985	99.613	102.733	104.23	104.54
17:17	MP17371-S3	103.617	101.466	95.874	97.119	99.26	100.422	101.012	101.414
17:20	JC94988-27	106.448	103.526	97.22	97.541	98.485	101.503	101.951	102.584
17:24	JC94988-29	102.747	101.767	96.65	95.769	97.285	100.381	100.901	101.374
17:27	JC94988-30	103.034	101.449	96.57	96.845	97.122	100.203	101.437	101.917
17:30	JC94988-34	102.286	99.847	95.305	95.469	96.525	99.359	100.666	100.721
17:34	JC94988-35	103.759	101.811	96.589	96.595	96.871	100.012	100.926	101.338
17:37	JC94988-37	103.614	101.316	96.709	96.447	97.747	99.935	100.874	101.015
17:40	JC94988-38	103.897	100.977	95.799	95.947	96.841	99.838	100.629	101.078
17:44	MA47478-CCVA10	98.533	97.236	93.906	94.098	96.229	98.717	100.572	101.297
17:47	MA47478-CCB10	98.944	96.856	94.952	95.136	97.741	98.731	100.267	99.808
17:50	JC94988-39	105.394	102.746	97.679	98.031	98.455	100.991	102.699	102.305
17:54	JC94988-40	106.374	104.124	99.094	97.882	99.508	102.307	103.336	102.824
17:57	JC94988-41	102.348	100.472	96.091	95.43	96.67	99.343	100.727	101.329
18:00	JC94988-42	105.861	102.853	98.209	98.448	98.014	100.628	101.983	102.825
18:04	ZZZZZZ	108.433	106.805	98.971	99.091	98.814	102.347	104.158	105.378
18:07	ZZZZZZ	108.499	106.937	98.93	98.103	98.84	101.332	104.121	104.036
18:10	MP17371-S1	105.381	102.027	97.642	96.742	98.7	101.409	102.429	102.63
18:14	MP17371-S2	103.068	100.442	95.431	96.184	97.045	99.825	101.601	102.255
18:17	JC94988-26	104.705	99.673	95.046	94.352	98.791	98.38	99.193	99.131
18:20	JC94988-31	105.26	99.726	95.388	96.471	97.529	98.983	98.774	99.424
18:24	MA47478-CCVA11	101.597	98.821	94.951	94.817	96.779	97.955	101.461	101.43
18:27	MA47478-CCB11	100.821	97.065	94.781	94.165	97.265	98.459	100.293	100.729
18:30	JC94988-36	105.482	101.189	96.842	96.703	98.933	99.85	99.676	100.197

INTERNAL STANDARD SUMMARY

Login Number: JC94988
Account: SORGE - J. M. Sorge, Inc.
Project: KIPP Water Quality Testing, Camden, NJ

File ID: XA091919W2.CSV Date Analyzed: 09/19/19 Methods: EPA 200.8
Analyst: SN Run ID: MA47478
Parameters: Cu,Pb

Time	Sample Description	Istd#1	Istd#2	Istd#3	Istd#4	Istd#5	Istd#6	Istd#7	Istd#8
18:34	ZZZZZZ	102.256	100.892	95.983	96.174	95.37	99.443	103.152	103.208
18:37	ZZZZZZ	102.018	100.927	95.63	95.798	96.223	100.002	102.997	104.101
18:40	ZZZZZZ	106.957	105.576	100.274	100.161	99.252	102.073	104.06	104.923
18:44	ZZZZZZ	109.33	107.407	100.577	100.976	99.985	103.269	104.787	105.67
18:47	ZZZZZZ	108.385	105.725	99.099	100.033	99.601	102.042	104.252	103.824
18:51	ZZZZZZ	109.897	107.032	100.445	99.98	99.832	102.999	103.851	104.664
18:54	ZZZZZZ	108.378	106.046	100.133	99.708	99.452	102.544	104.046	105.028
18:57	ZZZZZZ	108.84	106.555	99.521	98.784	99.151	102.344	103.624	104.638
19:01	ZZZZZZ	109.089	106.793	100.089	99.691	99.216	102.38	104.603	104.925
19:04	MA47478-CCVA12	102.205	99.642	95.819	96.23	96.935	99.607	101.459	102.253
19:07	MA47478-CCB12	103.574	100.528	97.481	96.745	99.479	100.511	101.278	101.561
19:11	MP17406-MB1	104.743	101.506	97.238	98.26	100.188	101.584	102.368	103.149
19:14	MP17406-B1	104.031	101.788	97.279	98.326	99.525	101.525	103.479	104.342
19:17	MP17406-S1	107.022	104.485	98.451	99.086	100.399	101.903	103.978	105.075
19:21	MP17406-S2	106.331	103.746	98.399	99.159	99.567	101.631	103.192	104.015
19:24	JC95134-1	106.97	103.27	97.508	98.35	100.42	102.861	103.115	103.173
19:27	ZZZZZZ	106.572	104.475	98.732	99.062	100.478	102.372	102.266	103.913
19:31	ZZZZZZ	No results reported for the elements associated with this internal standard.							
19:34	ZZZZZZ	105.396	101.698	97.057	96.049	97.982	100.375	100.719	101.207
19:37	ZZZZZZ	103.949	100.672	95.747	95.619	97.871	99.98	100.304	101.088
19:41	ZZZZZZ	105.754	102.254	96.582	96.588	98.471	100.338	100.826	101.543
19:44	MA47478-CCVA13	100.211	96.851	92.581	93.593	94.756	96.856	100.46	101.117
19:47	MA47478-CCB13	100.509	96.712	93.141	93.591	96.979	98.745	100.197	100.41
19:51	ZZZZZZ	105.759	101.858	97.705	97.853	99.661	100.826	101.665	101.867
19:54	ZZZZZZ	104.746	101.16	96.465	96.812	98.596	100.59	101.596	102.11
19:57	ZZZZZZ	104.847	101.984	95.89	96.917	98.867	101.366	101.427	101.178
20:01	ZZZZZZ	103.934	100.589	96.382	95.583	97.96	99.956	101.115	101.141
20:04	ZZZZZZ	104.409	101.18	95.514	95.932	97.883	99.841	100.482	101.661
20:07	ZZZZZZ	No results reported for the elements associated with this internal standard.							
20:11	ZZZZZZ	103.992	101.584	96.345	96.352	98.463	100.763	101.813	102.08
20:14	ZZZZZZ	104.388	101.473	96.77	95.407	98.383	99.658	100.92	101.109
20:18	ZZZZZZ	104.603	101.179	96.05	95.914	97.248	100.365	101.018	101.378
20:21	ZZZZZZ	104.593	100.564	96.456	96.058	97.967	100.263	100.425	101.085

INTERNAL STANDARD SUMMARY

Login Number: JC94988
Account: SORGE - J. M. Sorge, Inc.
Project: KIPP Water Quality Testing, Camden, NJ

File ID: XA091919W2.CSV Date Analyzed: 09/19/19 Methods: EPA 200.8
Analyst: SN Run ID: MA47478
Parameters: Cu,Pb

Time	Sample Description	Istd#1	Istd#2	Istd#3	Istd#4	Istd#5	Istd#6	Istd#7	Istd#8
20:24	MA47478-CCVA14	99.299	95.686	92.505	92.983	94.569	97.27	100.547	100.377
20:28	MA47478-CCB14	98.04	93.639	91.475	92.69	95.227	96.866	98.628	100.1
20:31	ZZZZZZ	106.239	102.015	98.496	97.573	99.331	101.468	103.365	103.489
20:34	ZZZZZZ	106.011	102.156	97.057	97.202	99.418	101.282	102.907	104.234
20:38	ZZZZZZ	105.382	101.291	97.175	96.542	99.342	101.138	102.677	104.345
20:41	ZZZZZZ	105.261	101.853	96.839	96.65	98.619	101.577	102.902	102.663
20:44	ZZZZZZ	105.715	101.301	97.522	96.743	98.601	101.31	102.638	102.66
20:48	MP17407-MB1	100.187	95.929	92.298	92.655	96.377	97.586	99.264	99.554
20:51	MP17407-B1	99.463	95.579	92.356	93.559	94.753	97.052	99.561	100.234
20:54	MP17407-S1	102.473	99.193	93.737	94.785	96.271	98.564	100.199	101.326
20:58	MP17407-S2	102.289	99.387	94.154	95.204	95.959	98.093	99.953	99.675
21:01	JC95134-26	103.919	100.673	95.763	96.157	98.21	100.318	101.793	103
21:05	MA47478-CCVA15	98.485	95.484	91.578	93.245	94.033	96.334	100.296	100.335
21:08	MA47478-CCB15	98.024	93.958	92.58	91.813	95.031	96.621	98.627	99.076
21:11	MP17407-S3	104.919	101.143	97.363	96.802	97.612	100.261	101.947	101.972
21:15	JC95134-27	104.738	100.239	96.218	95.684	97.536	99.82	100.896	101.208
21:18	ZZZZZZ	105.123	100.586	94.88	94.466	97.092	99.391	100.072	100.611
21:21	ZZZZZZ	103.368	99.921	95.586	95.445	96.921	98.857	100.518	100.641
21:25	ZZZZZZ	104.057	100.549	95.777	96.196	97.497	98.879	100.915	100.75
21:28	ZZZZZZ	103.929	99.858	95.176	95.041	96.735	99.102	98.999	100.034
21:31	ZZZZZZ	104.174	100.843	96.728	94.743	97.413	99.639	100.476	100.333
21:35	ZZZZZZ	103.326	99.94	94.943	95.511	96.753	98.976	99.989	99.781
21:38	ZZZZZZ	105.539	101.573	97.263	96.23	98.454	100.365	101.121	101.485
21:41	ZZZZZZ	102.77	99.644	94.25	95.495	97.049	99.072	99.819	101.06
21:45	MA47478-CCVA16	98.489	95.419	92.377	93.903	93.799	96.46	99.71	99.701
21:48	MA47478-CCB16	97.507	94.449	92.317	91.922	95.147	97.038	98.33	99.232
21:51	ZZZZZZ	105.586	103.325	97.978	97.718	101.39	103.497	105.984	104.82
21:55	ZZZZZZ	103.82	100.152	95.321	95.627	97.995	99.939	100.816	101.29
21:58	ZZZZZZ	103.845	100.493	95.293	95.1	97.187	99.651	100.511	100.984
22:01	ZZZZZZ	102.222	99.19	94.239	95.046	96.766	98.946	100.108	100.602
22:05	ZZZZZZ	104.655	100.677	95.992	96.389	97.889	100.453	100.874	102.096
22:08	MP17405-MB1	99.202	94.801	91.902	91.86	95.639	96.929	98.979	99.281
22:11	MP17405-B1	99.631	95.3	91.835	93.67	96.425	97.727	99.024	100.158

INTERNAL STANDARD SUMMARY

Login Number: JC94988
Account: SORGE - J. M. Sorge, Inc.
Project: KIPP Water Quality Testing, Camden, NJ

File ID: XA091919W2.CSV Date Analyzed: 09/19/19 Methods: EPA 200.8
Analyst: SN Run ID: MA47478
Parameters: Cu,Pb

Time	Sample Description	Istd#1	Istd#2	Istd#3	Istd#4	Istd#5	Istd#6	Istd#7	Istd#8
22:15	MP17405-S1	No results reported for the elements associated with this internal standard.							
22:18	MP17405-S2	No results reported for the elements associated with this internal standard.							
22:21	JC95134-13	No results reported for the elements associated with this internal standard.							
22:25	MA47478-CCVA17	98.993	95.59	92.622	93.194	94.279	96.969	100.799	101.424
22:28	MA47478-CCB17	97.844	94.585	92.494	92.51	95.335	97.188	99.015	100.052
22:31	ZZZZZZ	97.93	96.676	93.228	92.189	94.061	98.042	99.942	101.338
22:35	ZZZZZZ	98.622	96.095	93.143	93.327	94.763	98.223	100.481	101.893
22:38	ZZZZZZ	98.426	95.919	92.858	92.84	94.497	97.749	100.226	100.923
22:41	ZZZZZZ	98.571	95.78	92.286	92.239	94.915	98.446	100.086	100.954
22:45	JC94988-39	101.23	98.018	92.977	93.882	95.575	98.883	100.671	100.989
22:48	ZZZZZZ	98.991	95.42	93.526	93.678	96.163	98.538	100.243	99.467
22:51	ZZZZZZ	99.984	96.477	94.037	93.848	94.939	98.198	100.748	101.288
22:55	ZZZZZZ	98.836	94.314	92.351	92.264	92.733	95.809	97.392	98.035
22:58	ZZZZZZ	103.76	101.253	95.526	97.204	97.54	101.362	103.604	105.184
23:01	MA47478-CCVA18	100.328	96.481	93.64	93.624	95.314	96.927	100.581	100.759
23:05	MA47478-CCB18	98.768	95.482	92.656	92.253	95.153	97.162	99.363	99.538
23:08	ZZZZZZ	105.352	101.128	96.296	96.67	98.419	100.217	101.589	102.578
23:11	ZZZZZZ	101.737	98.57	93.409	94.538	96.062	98.921	100.4	101.21
23:14	ZZZZZZ	99.971	96.488	93.65	93.48	95.855	97.965	100.49	102.028
23:18	ZZZZZZ	99.621	96.138	93.225	93.124	96.455	97.873	99.574	100.053
23:21	ZZZZZZ	89.47	82.888	83.006	83.244	83.995	85.362	86.968	86.972
23:25	ZZZZZZ	98.582	95.348	92.512	92.952	95.723	96.91	99.442	98.773
23:28	MA47478-CCVA19	100.211	97.938	93.887	95.197	95.237	97.222	100.991	101.419
23:31	MA47478-CCB19	98.845	95.836	93.047	92.703	95.707	97.64	98.799	98.853
23:34	ZZZZZZ	99.663	96.227	93.641	93.286	96.414	97.785	99.562	100.77
23:38	ZZZZZZ	98.757	95.593	92.888	93.566	95.14	97.375	98.811	99.345

! = Outside limits.

LEGEND:

Istd#	Parameter	Limits
Istd#1	Lithium	60-125 %
Istd#2	Scandium	60-125 %
Istd#3	Germanium (72-1)	60-125 %
Istd#4	Germanium (74-1)	60-125 %
Istd#5	Rhodium	60-125 %
Istd#6	Indium	60-125 %
Istd#7	Terbium	60-125 %
Istd#8	Holmium	60-125 %

INTERNAL STANDARD SUMMARY

Login Number: JC94988
Account: SORGE - J. M. Sorge, Inc.
Project: KIPP Water Quality Testing, Camden, NJ

File ID: XA091919W2.CSV Date Analyzed: 09/19/19 Methods: EPA 200.8
Analyst: SN Run ID: MA47478
Parameters: Cu,Pb

Time	Sample Description	Istd#9
11:08	MA47478-STD1	No results reported for the elements associated with this internal standard.
11:14	MA47478-STD2	100
11:18	ZZZZZZ	No results reported for the elements associated with this internal standard.
11:21	MA47478-STD3	103.272
11:26	MA47478-STD4	100.176
11:29	MA47478-STD5	100.7
11:32	MA47478-STD6	100.264
11:36	MA47478-STD7	101.858
11:39	MA47478-STD8	102.442
11:42	MA47478-STD9	103.881
11:46	MA47478-STD10	102.869
11:49	MA47478-STD11	102.425
11:52	MA47478-STD12	102.742
11:56	MA47478-STD13	104.809
11:59	MA47478-ICVA1	100.962
12:02	MA47478-ICV1	101.282
12:06	MA47478-ICB1	101.471
12:09	MA47478-CCVA1	100.771
12:13	MA47478-CCB1	100.75
12:16	MA47478-CRI1	101.825
12:19	MA47478-CRIA1	101.054
12:23	MA47478-CCVA2	101.631
12:26	MA47478-CCB2	101.969
12:29	ZZZZZZ	103.774
12:33	ZZZZZZ	102.839
12:36	JC94457-1	102.911
12:39	ZZZZZZ	99.665
12:43	JC94988-17	102.905
12:46	JC94988-22	100.944
12:49	JC94988-28	100.529
12:53	JC94988-32	99.307
12:56	JC94988-33	96.94
13:00	MP17344-S1	101.751

INTERNAL STANDARD SUMMARY

Login Number: JC94988
Account: SORGE - J. M. Sorge, Inc.
Project: KIPP Water Quality Testing, Camden, NJ

File ID: XA091919W2.CSV Date Analyzed: 09/19/19 Methods: EPA 200.8
Analyst: SN Run ID: MA47478
Parameters: Cu,Pb

Time	Sample Description	Istd#9
13:03	MA47478-CCVA3	100.611
13:06	MA47478-CCB3	99.367
13:10	MP17344-S1	102.08
13:13	MP17344-S2	103.486
13:17	MP17344-S2	101.639
13:20	JC94737-5	102.245
13:24	MP17344-S3	101.41
13:27	JC94988-7	102.025
13:30	JC94988-12	101.461
13:33	JC94988-17	103.969
13:37	JC94988-22	102.099
13:40	JC94988-32	102.317
13:43	MA47478-CCVA4	103.241
13:47	MA47478-CCB4	105.123
13:50	JC94988-32	106.311
13:53	JC94988-33	104.293
13:57	MP17345-MB1	106.082
14:00	MP17345-B1	105.249
14:03	MP17345-S1	No results reported for the elements associated with this internal standard.
14:07	MP17345-S2	No results reported for the elements associated with this internal standard.
14:10	JC94947-1	104.899
14:13	MP17345-S3	102.567
14:17	JC94947-2	102.395
14:20	JC94947-3	101.846
14:23	MA47478-CCVA5	100.652
14:27	MA47478-CCB5	102.061
14:30	ZZZZZZ	101.974
14:33	ZZZZZZ	102.356
14:37	ZZZZZZ	105.497
14:40	ZZZZZZ	103.524
14:43	ZZZZZZ	102.296
14:47	ZZZZZZ	101.575
14:50	ZZZZZZ	101.326

INTERNAL STANDARD SUMMARY

Login Number: JC94988
Account: SORGE - J. M. Sorge, Inc.
Project: KIPP Water Quality Testing, Camden, NJ

File ID: XA091919W2.CSV Date Analyzed: 09/19/19 Methods: EPA 200.8
Analyst: SN Run ID: MA47478
Parameters: Cu,Pb

Time	Sample Description	Istd#9
14:53	MP17370-MB1	102.989
14:57	JC94988-6	103.742
15:00	MP17370-B1	101.978
15:03	MA47478-CCVA6	100.55
15:07	MA47478-CCB6	99.718
15:10	MP17370-S1	No results reported for the elements associated with this internal standard.
15:13	MP17370-S2	No results reported for the elements associated with this internal standard.
15:17	JC94988-1	96.457
15:20	MP17345-S3	98.66
15:24	MP17370-S3	98.266
15:27	JC94988-2	98.774
15:30	JC94988-3	98.431
15:33	JC94988-4	95.53
15:37	JC94988-5	98.436
15:40	JC94988-11	95.718
15:44	MA47478-CCVA7	96.285
15:47	MA47478-CCB7	98.958
15:50	JC94988-16	96.357
15:54	JC94988-8	98.941
15:57	JC94988-9	98.638
16:00	JC94988-10	98.639
16:04	JC94988-13	98.51
16:07	JC94988-14	98.816
16:10	JC94988-15	99.474
16:14	JC94988-18	96.763
16:17	JC94988-19	99.257
16:20	JC94988-21	97.656
16:24	MA47478-CCVA8	99.102
16:27	MA47478-CCB8	99.714
16:30	JC94988-20	99.628
16:34	JC94988-23	98.372
16:37	JC94988-24	96.313
16:40	MP17370-S3	100.092

INTERNAL STANDARD SUMMARY

Login Number: JC94988
Account: SORGE - J. M. Sorge, Inc.
Project: KIPP Water Quality Testing, Camden, NJ

File ID: XA091919W2.CSV Date Analyzed: 09/19/19 Methods: EPA 200.8
Analyst: SN Run ID: MA47478
Parameters: Cu,Pb

Time	Sample Description	Istd#9
16:44	JC94988-2	100.352
16:47	JC94988-14	100.036
16:50	JC94988-24	100.929
16:54	MP17371-MB1	99.371
16:57	MP17371-B1	101.653
17:00	MP17371-S1	99.814
17:04	MA47478-CCVA9	95.18
17:07	MA47478-CCB9	101.102
17:10	MP17371-S2	101.742
17:14	JC94988-25	102.221
17:17	MP17371-S3	101.01
17:20	JC94988-27	74.475
17:24	JC94988-29	100.669
17:27	JC94988-30	101.839
17:30	JC94988-34	100.228
17:34	JC94988-35	100.959
17:37	JC94988-37	101.676
17:40	JC94988-38	100.639
17:44	MA47478-CCVA10	108.953
17:47	MA47478-CCB10	101.192
17:50	JC94988-39	100.975
17:54	JC94988-40	102.206
17:57	JC94988-41	99.174
18:00	JC94988-42	101.134
18:04	ZZZZZZ	100.432
18:07	ZZZZZZ	100.101
18:10	MP17371-S1	103.261
18:14	MP17371-S2	101.645
18:17	JC94988-26	99.618
18:20	JC94988-31	99.109
18:24	MA47478-CCVA11	102.279
18:27	MA47478-CCB11	100.208
18:30	JC94988-36	100.675

INTERNAL STANDARD SUMMARY

Login Number: JC94988
Account: SORGE - J. M. Sorge, Inc.
Project: KIPP Water Quality Testing, Camden, NJ

File ID: XA091919W2.CSV Date Analyzed: 09/19/19 Methods: EPA 200.8
Analyst: SN Run ID: MA47478
Parameters: Cu,Pb

Time	Sample Description	Istd#9
18:34	ZZZZZZ	124.157
18:37	ZZZZZZ	103.133
18:40	ZZZZZZ	100.244
18:44	ZZZZZZ	100.734
18:47	ZZZZZZ	100.379
18:51	ZZZZZZ	100.776
18:54	ZZZZZZ	100.25
18:57	ZZZZZZ	100.575
19:01	ZZZZZZ	99.65
19:04	MA47478-CCVA12	101.115
19:07	MA47478-CCB12	102.05
19:11	MP17406-MB1	102.195
19:14	MP17406-B1	102.74
19:17	MP17406-S1	102.826
19:21	MP17406-S2	102.519
19:24	JC95134-1	101.833
19:27	ZZZZZZ	101.602
19:31	ZZZZZZ	No results reported for the elements associated with this internal standard.
19:34	ZZZZZZ	100.57
19:37	ZZZZZZ	99.852
19:41	ZZZZZZ	100.386
19:44	MA47478-CCVA13	99.37
19:47	MA47478-CCB13	100.967
19:51	ZZZZZZ	101.488
19:54	ZZZZZZ	101.246
19:57	ZZZZZZ	101.452
20:01	ZZZZZZ	100.508
20:04	ZZZZZZ	101.114
20:07	ZZZZZZ	No results reported for the elements associated with this internal standard.
20:11	ZZZZZZ	101.346
20:14	ZZZZZZ	101.121
20:18	ZZZZZZ	100.824
20:21	ZZZZZZ	100.406

INTERNAL STANDARD SUMMARY

Login Number: JC94988
Account: SORGE - J. M. Sorge, Inc.
Project: KIPP Water Quality Testing, Camden, NJ

File ID: XA091919W2.CSV Date Analyzed: 09/19/19 Methods: EPA 200.8
Analyst: SN Run ID: MA47478
Parameters: Cu,Pb

Time	Sample Description	Istd#9
20:24	MA47478-CCVA14	98.801
20:28	MA47478-CCB14	99.929
20:31	ZZZZZZ	102.661
20:34	ZZZZZZ	102.953
20:38	ZZZZZZ	102.539
20:41	ZZZZZZ	102.875
20:44	ZZZZZZ	101.755
20:48	MP17407-MB1	100.926
20:51	MP17407-B1	100.203
20:54	MP17407-S1	99.692
20:58	MP17407-S2	99.22
21:01	JC95134-26	100.947
21:05	MA47478-CCVA15	98.678
21:08	MA47478-CCB15	100.441
21:11	MP17407-S3	100.545
21:15	JC95134-27	101.414
21:18	ZZZZZZ	100.696
21:21	ZZZZZZ	100.687
21:25	ZZZZZZ	100.519
21:28	ZZZZZZ	99.788
21:31	ZZZZZZ	100.842
21:35	ZZZZZZ	100.583
21:38	ZZZZZZ	101.355
21:41	ZZZZZZ	100.465
21:45	MA47478-CCVA16	98.862
21:48	MA47478-CCB16	100.98
21:51	ZZZZZZ	104.734
21:55	ZZZZZZ	100.376
21:58	ZZZZZZ	100.798
22:01	ZZZZZZ	100.76
22:05	ZZZZZZ	101.383
22:08	MP17405-MB1	101.374
22:11	MP17405-B1	102.146

INTERNAL STANDARD SUMMARY

Login Number: JC94988
Account: SORGE - J. M. Sorge, Inc.
Project: KIPP Water Quality Testing, Camden, NJ

File ID: XA091919W2.CSV Date Analyzed: 09/19/19 Methods: EPA 200.8
Analyst: SN Run ID: MA47478
Parameters: Cu,Pb

Time	Sample Description	Istd#9
22:15	MP17405-S1	No results reported for the elements associated with this internal standard.
22:18	MP17405-S2	No results reported for the elements associated with this internal standard.
22:21	JC95134-13	No results reported for the elements associated with this internal standard.
22:25	MA47478-CCVA17	99.92
22:28	MA47478-CCB17	101.255
22:31	ZZZZZZ	106.168
22:35	ZZZZZZ	101.722
22:38	ZZZZZZ	101.429
22:41	ZZZZZZ	101.29
22:45	JC94988-39	101.401
22:48	ZZZZZZ	101.418
22:51	ZZZZZZ	101.737
22:55	ZZZZZZ	99.042
22:58	ZZZZZZ	102.648
23:01	MA47478-CCVA18	99.614
23:05	MA47478-CCB18	99.818
23:08	ZZZZZZ	101.811
23:11	ZZZZZZ	101.33
23:14	ZZZZZZ	100.37
23:18	ZZZZZZ	101.801
23:21	ZZZZZZ	89.545
23:25	ZZZZZZ	100.422
23:28	MA47478-CCVA19	99.445
23:31	MA47478-CCB19	100.573
23:34	ZZZZZZ	100.67
23:38	ZZZZZZ	100.972

! = Outside limits.

LEGEND:

Istd#	Parameter	Limits
Istd#9	Bismuth	60-125 %

BLANK RESULTS SUMMARY
Part 1 - Initial and Continuing Calibration Blanks

Login Number: JC94988
Account: SORGE - J. M. Sorge, Inc.
Project: KIPP Water Quality Testing, Camden, NJ

File ID: XA091919W2.CSV Date Analyzed: 09/19/19 Methods: EPA 200.8
QC Limits: result < RL Run ID: MA47478 Units: ug/l

Time: / Sample ID:			12:06 ICB1		12:13 CCB1		12:26 CCB2		13:06 CCB3	
Metal	RL	IDL	raw	final	raw	final	raw	final	raw	final
Aluminum	50	.045								
Antimony	0.40	.094								
Arsenic	1.0	.12	anr							
Barium	1.0	.008								
Beryllium	0.30	.004								
Boron	50	.65								
Cadmium	0.50	.007								
Calcium	250	6.1								
Chromium	0.90	.036								
Cobalt	0.50	.0041								
Copper	4.0	.1	-0.147	<4.0	-0.147	<4.0	-0.144	<4.0	1.25	<4.0
Iron	50	1.2								
Lead	0.50	.009	-0.0207	<0.50	-0.00662	<0.50	-0.0134	<0.50	0.140	<0.50
Magnesium	250	.033								
Manganese	1.0	.006								
Molybdenum	1.0	.015								
Nickel	0.50	.046								
Potassium	250	.51								
Selenium	1.0	.5								
Silver	2.0	.004								
Sodium	250	.36								
Strontium	1.0	.003								
Thallium	0.30	.004								
Tin	5.0	.025								
Titanium	1.0	.035								
Vanadium	4.0	.11								
Zinc	10	.041								

(*) Outside of QC limits
(anr) Analyte not requested

BLANK RESULTS SUMMARY
Part 1 - Initial and Continuing Calibration Blanks

Login Number: JC94988
Account: SORGE - J. M. Sorge, Inc.
Project: KIPP Water Quality Testing, Camden, NJ

File ID: XA091919W2.CSV Date Analyzed: 09/19/19 Methods: EPA 200.8
QC Limits: result < RL Run ID: MA47478 Units: ug/l

Time: / Sample ID:			13:47 CCB4		14:27 CCB5		15:07 CCB6		15:47 CCB7	
Metal	RL	IDL	raw	final	raw	final	raw	final	raw	final
Aluminum	50	.045								
Antimony	0.40	.094								
Arsenic	1.0	.12	anr							
Barium	1.0	.008								
Beryllium	0.30	.004								
Boron	50	.65								
Cadmium	0.50	.007								
Calcium	250	6.1								
Chromium	0.90	.036								
Cobalt	0.50	.0041								
Copper	4.0	.1	0.305	<4.0	0.249	<4.0	0.155	<4.0	0.172	<4.0
Iron	50	1.2								
Lead	0.50	.009	0.00965	<0.50	-0.00926	<0.50	-0.0148	<0.50	-0.0197	<0.50
Magnesium	250	.033								
Manganese	1.0	.006								
Molybdenum	1.0	.015								
Nickel	0.50	.046								
Potassium	250	.51								
Selenium	1.0	.5								
Silver	2.0	.004								
Sodium	250	.36								
Strontium	1.0	.003								
Thallium	0.30	.004								
Tin	5.0	.025								
Titanium	1.0	.035								
Vanadium	4.0	.11								
Zinc	10	.041								

(*) Outside of QC limits
(anr) Analyte not requested

BLANK RESULTS SUMMARY
Part 1 - Initial and Continuing Calibration Blanks

Login Number: JC94988
Account: SORGE - J. M. Sorge, Inc.
Project: KIPP Water Quality Testing, Camden, NJ

File ID: XA091919W2.CSV Date Analyzed: 09/19/19 Methods: EPA 200.8
QC Limits: result < RL Run ID: MA47478 Units: ug/l

Time: / Sample ID:			16:27 CCB8		17:07 CCB9		17:47 CCB10		18:27 CCB11	
Metal	RL	IDL	raw	final	raw	final	raw	final	raw	final
Aluminum	50	.045								
Antimony	0.40	.094								
Arsenic	1.0	.12	anr							
Barium	1.0	.008								
Beryllium	0.30	.004								
Boron	50	.65								
Cadmium	0.50	.007								
Calcium	250	6.1								
Chromium	0.90	.036								
Cobalt	0.50	.0041								
Copper	4.0	.1	0.104	<4.0	0.0747	<4.0	0.0249	<4.0	0.0834	<4.0
Iron	50	1.2								
Lead	0.50	.009	-0.0209	<0.50	-0.0157	<0.50	-0.0340	<0.50	-0.0289	<0.50
Magnesium	250	.033								
Manganese	1.0	.006								
Molybdenum	1.0	.015								
Nickel	0.50	.046								
Potassium	250	.51								
Selenium	1.0	.5								
Silver	2.0	.004								
Sodium	250	.36								
Strontium	1.0	.003								
Thallium	0.30	.004								
Tin	5.0	.025								
Titanium	1.0	.035								
Vanadium	4.0	.11								
Zinc	10	.041								

(*) Outside of QC limits
(anr) Analyte not requested

BLANK RESULTS SUMMARY
Part 1 - Initial and Continuing Calibration Blanks

Login Number: JC94988
Account: SORGE - J. M. Sorge, Inc.
Project: KIPP Water Quality Testing, Camden, NJ

File ID: XA091919W2.CSV Date Analyzed: 09/19/19 Methods: EPA 200.8
QC Limits: result < RL Run ID: MA47478 Units: ug/l

Time: / Sample ID:			19:07 CCB12		19:47 CCB13		20:28 CCB14		21:08 CCB15	
Metal	RL	IDL	raw	final	raw	final	raw	final	raw	final
Aluminum	50	.045								
Antimony	0.40	.094								
Arsenic	1.0	.12	anr							
Barium	1.0	.008								
Beryllium	0.30	.004								
Boron	50	.65								
Cadmium	0.50	.007								
Calcium	250	6.1								
Chromium	0.90	.036								
Cobalt	0.50	.0041								
Copper	4.0	.1	0.0706	<4.0	0.0283	<4.0	0.0142	<4.0	0.00393	<4.0
Iron	50	1.2								
Lead	0.50	.009	0.0683	<0.50	-0.00795	<0.50	-0.0236	<0.50	-0.0141	<0.50
Magnesium	250	.033								
Manganese	1.0	.006								
Molybdenum	1.0	.015								
Nickel	0.50	.046								
Potassium	250	.51								
Selenium	1.0	.5								
Silver	2.0	.004								
Sodium	250	.36								
Strontium	1.0	.003								
Thallium	0.30	.004								
Tin	5.0	.025								
Titanium	1.0	.035								
Vanadium	4.0	.11								
Zinc	10	.041								

(*) Outside of QC limits
(anr) Analyte not requested

BLANK RESULTS SUMMARY
Part 1 - Initial and Continuing Calibration Blanks

Login Number: JC94988
Account: SORGE - J. M. Sorge, Inc.
Project: KIPP Water Quality Testing, Camden, NJ

File ID: XA091919W2.CSV Date Analyzed: 09/19/19 Methods: EPA 200.8
QC Limits: result < RL Run ID: MA47478 Units: ug/l

Time:			21:48		22:28		23:05	
Sample ID:			CCB16		CCB17		CCB18	
Metal	RL	IDL	raw	final	raw	final	raw	final
Aluminum	50	.045						
Antimony	0.40	.094						
Arsenic	1.0	.12	anr					
Barium	1.0	.008						
Beryllium	0.30	.004						
Boron	50	.65						
Cadmium	0.50	.007						
Calcium	250	6.1						
Chromium	0.90	.036						
Cobalt	0.50	.0041						
Copper	4.0	.1	0.0257	<4.0	0.0779	<4.0	-0.0143	<4.0
Iron	50	1.2						
Lead	0.50	.009	-0.0280	<0.50	-0.00147	<0.50	-0.0165	<0.50
Magnesium	250	.033						
Manganese	1.0	.006						
Molybdenum	1.0	.015						
Nickel	0.50	.046						
Potassium	250	.51						
Selenium	1.0	.5						
Silver	2.0	.004						
Sodium	250	.36						
Strontium	1.0	.003						
Thallium	0.30	.004						
Tin	5.0	.025						
Titanium	1.0	.035						
Vanadium	4.0	.11						
Zinc	10	.041						

(*) Outside of QC limits
(anr) Analyte not requested

CALIBRATION CHECK STANDARDS SUMMARY
Initial and Continuing Calibration Checks

Login Number: JC94988
Account: SORGE - J. M. Sorge, Inc.
Project: KIPP Water Quality Testing, Camden, NJ

File ID: XA091919W2.CSV Date Analyzed: 09/19/19 Methods: EPA 200.8
QC Limits: 90 to 110 % Recovery Run ID: MA47478 Units: ug/l

Time:		11:59			12:02			12:09	
Sample ID:	ICVA	ICVA1		ICV	ICV1		CCVA	CCVA1	
Metal	True	Results	% Rec	True	Results	% Rec	True	Results	% Rec
Aluminum									
Antimony									
Arsenic	anr								
Barium									
Beryllium									
Boron									
Cadmium									
Calcium									
Chromium									
Cobalt									
Copper	60	58.9	98.2	60	0.0811U	0.0*	50	50.7	101.4
Iron									
Lead	60	60.5	100.8	60	0.00884U	0.0*	50	52.0	104.0
Magnesium									
Manganese									
Molybdenum									
Nickel									
Potassium									
Selenium									
Silver									
Sodium									
Strontium									
Thallium									
Tin									
Titanium									
Vanadium									
Zinc									

(*) Outside of QC limits
(anr) Analyte not requested

CALIBRATION CHECK STANDARDS SUMMARY
Initial and Continuing Calibration Checks

Login Number: JC94988
Account: SORGE - J. M. Sorge, Inc.
Project: KIPP Water Quality Testing, Camden, NJ

File ID: XA091919W2.CSV Date Analyzed: 09/19/19 Methods: EPA 200.8
QC Limits: 90 to 110 % Recovery Run ID: MA47478 Units: ug/l

Time:		12:23			13:03			13:43	
Sample ID:	CCVA	CCVA2		CCVA	CCVA3		CCVA	CCVA4	
Metal	True	Results	% Rec	True	Results	% Rec	True	Results	% Rec
Aluminum									
Antimony									
Arsenic	anr								
Barium									
Beryllium									
Boron									
Cadmium									
Calcium									
Chromium									
Cobalt									
Copper	50	51.1	102.2	50	51.8	103.6	50	51.5	103.0
Iron									
Lead	50	51.8	103.6	50	52.1	104.2	50	51.8	103.6
Magnesium									
Manganese									
Molybdenum									
Nickel									
Potassium									
Selenium									
Silver									
Sodium									
Strontium									
Thallium									
Tin									
Titanium									
Vanadium									
Zinc									

(*) Outside of QC limits
(anr) Analyte not requested

CALIBRATION CHECK STANDARDS SUMMARY
Initial and Continuing Calibration Checks

Login Number: JC94988
Account: SORGE - J. M. Sorge, Inc.
Project: KIPP Water Quality Testing, Camden, NJ

File ID: XA091919W2.CSV Date Analyzed: 09/19/19 Methods: EPA 200.8
QC Limits: 90 to 110 % Recovery Run ID: MA47478 Units: ug/l

Time:		14:23			15:03			15:44	
Sample ID:	CCVA	CCVA5		CCVA	CCVA6		CCVA	CCVA7	
Metal	True	Results	% Rec	True	Results	% Rec	True	Results	% Rec
Aluminum									
Antimony									
Arsenic	anr								
Barium									
Beryllium									
Boron									
Cadmium									
Calcium									
Chromium									
Cobalt									
Copper	50	51.4	102.8	50	51.1	102.2	50	54.4	108.8
Iron									
Lead	50	51.5	103.0	50	51.6	103.2	50	53.7	107.4
Magnesium									
Manganese									
Molybdenum									
Nickel									
Potassium									
Selenium									
Silver									
Sodium									
Strontium									
Thallium									
Tin									
Titanium									
Vanadium									
Zinc									

(*) Outside of QC limits
(anr) Analyte not requested

CALIBRATION CHECK STANDARDS SUMMARY
Initial and Continuing Calibration Checks

Login Number: JC94988
Account: SORGE - J. M. Sorge, Inc.
Project: KIPP Water Quality Testing, Camden, NJ

File ID: XA091919W2.CSV Date Analyzed: 09/19/19 Methods: EPA 200.8
QC Limits: 90 to 110 % Recovery Run ID: MA47478 Units: ug/l

Time:		16:24			17:04			17:44	
Sample ID:	CCVA	CCVA8		CCVA	CCVA9		CCVA	CCVA10	
Metal	True	Results	% Rec	True	Results	% Rec	True	Results	% Rec
Aluminum									
Antimony									
Arsenic	anr								
Barium									
Beryllium									
Boron									
Cadmium									
Calcium									
Chromium									
Cobalt									
Copper	50	51.7	103.4	50	53.8	107.6	50	50.7	101.4
Iron									
Lead	50	51.7	103.4	50	54.9	109.8	50	47.1	94.2
Magnesium									
Manganese									
Molybdenum									
Nickel									
Potassium									
Selenium									
Silver									
Sodium									
Strontium									
Thallium									
Tin									
Titanium									
Vanadium									
Zinc									

(*) Outside of QC limits
(anr) Analyte not requested

CALIBRATION CHECK STANDARDS SUMMARY
Initial and Continuing Calibration Checks

Login Number: JC94988
Account: SORGE - J. M. Sorge, Inc.
Project: KIPP Water Quality Testing, Camden, NJ

File ID: XA091919W2.CSV Date Analyzed: 09/19/19 Methods: EPA 200.8
QC Limits: 90 to 110 % Recovery Run ID: MA47478 Units: ug/l

Time:		18:24			19:04			19:44	
Sample ID:	CCVA	CCVA11		CCVA	CCVA12		CCVA	CCVA13	
Metal	True	Results	% Rec	True	Results	% Rec	True	Results	% Rec
Aluminum									
Antimony									
Arsenic	anr								
Barium									
Beryllium									
Boron									
Cadmium									
Calcium									
Chromium									
Cobalt									
Copper	50	51.0	102.0	50	50.8	101.6	50	50.8	101.6
Iron									
Lead	50	50.5	101.0	50	51.0	102.0	50	51.3	102.6
Magnesium									
Manganese									
Molybdenum									
Nickel									
Potassium									
Selenium									
Silver									
Sodium									
Strontium									
Thallium									
Tin									
Titanium									
Vanadium									
Zinc									

(*) Outside of QC limits
(anr) Analyte not requested

CALIBRATION CHECK STANDARDS SUMMARY
Initial and Continuing Calibration Checks

Login Number: JC94988
Account: SORGE - J. M. Sorge, Inc.
Project: KIPP Water Quality Testing, Camden, NJ

File ID: XA091919W2.CSV Date Analyzed: 09/19/19 Methods: EPA 200.8
QC Limits: 90 to 110 % Recovery Run ID: MA47478 Units: ug/l

Time:		20:24			21:05			21:45	
Sample ID:	CCVA	CCVA14		CCVA	CCVA15		CCVA	CCVA16	
Metal	True	Results	% Rec	True	Results	% Rec	True	Results	% Rec
Aluminum									
Antimony									
Arsenic	anr								
Barium									
Beryllium									
Boron									
Cadmium									
Calcium									
Chromium									
Cobalt									
Copper	50	50.8	101.6	50	50.0	100.0	50	49.6	99.2
Iron									
Lead	50	51.4	102.8	50	51.4	102.8	50	51.1	102.2
Magnesium									
Manganese									
Molybdenum									
Nickel									
Potassium									
Selenium									
Silver									
Sodium									
Strontium									
Thallium									
Tin									
Titanium									
Vanadium									
Zinc									

(*) Outside of QC limits
(anr) Analyte not requested

CALIBRATION CHECK STANDARDS SUMMARY
Initial and Continuing Calibration Checks

Login Number: JC94988
Account: SORGE - J. M. Sorge, Inc.
Project: KIPP Water Quality Testing, Camden, NJ

File ID: XA091919W2.CSV Date Analyzed: 09/19/19 Methods: EPA 200.8
QC Limits: 90 to 110 % Recovery Run ID: MA47478 Units: ug/l

Time:		22:25			23:01	
Sample ID:	CCVA	CCVA17		CCVA	CCVA18	
Metal	True	Results	% Rec	True	Results	% Rec
Aluminum						
Antimony						
Arsenic	anr					
Barium						
Beryllium						
Boron						
Cadmium						
Calcium						
Chromium						
Cobalt						
Copper	50	50.7	101.4	50	51.2	102.4
Iron						
Lead	50	51.1	102.2	50	51.7	103.4
Magnesium						
Manganese						
Molybdenum						
Nickel						
Potassium						
Selenium						
Silver						
Sodium						
Strontium						
Thallium						
Tin						
Titanium						
Vanadium						
Zinc						

(*) Outside of QC limits
(anr) Analyte not requested

LOW CALIBRATION CHECK STANDARDS SUMMARY

Login Number: JC94988
Account: SORGE - J. M. Sorge, Inc.
Project: KIPP Water Quality Testing, Camden, NJ

File ID: XA091919W2.CSV Date Analyzed: 09/19/19 Methods: EPA 200.8
QC Limits: 70 to 130 % Recovery Run ID: MA47478 Units: ug/l

Time:			12:16		12:19	
Sample ID:	CRI	CRIA	CRI1		CRIA1	
Metal	True	True	Results	% Rec	Results	% Rec
Aluminum	25	25				
Antimony	2	0.25				
Arsenic	0.5	1				
Barium	1	0.5				
Beryllium	0.5	0.3				
Boron	25	2.5				
Cadmium	0.5	0.25				
Calcium	250	125				
Chromium	1	2				
Cobalt	0.5	0.25				
Copper	2	2	1.79	89.5		
Iron	25	25				
Lead	0.5	0.25	0.449	89.8		
Magnesium	250	125				
Manganese	1	0.25				
Molybdenum	1	0.5				
Nickel	1	2				
Potassium	250	125				
Selenium	0.5	1				
Silver	0.5	1				
Sodium	250	125				
Strontium	5	0.5				
Thallium	0.5	0.25				
Tin	5	0.5				
Titanium	1	0.5				
Vanadium	1	2				
Zinc	5	2				

(*) Outside of QC limits
(anr) Analyte not requested

SGS Instrument Runlog
Inorganics Analyses

Login Number: JC94988
Account: SORGE - J. M. Sorge, Inc.
Project: KIPP Water Quality Testing, Camden, NJ

File ID: XA092119W1.CSV Date Analyzed: 09/21/19 Methods: EPA 200.8
Analyst: EAL Run ID: MA47486
Parameters: Pb

Time	Sample Description	Dilution Factor	PS Recov	Comments
14:30	MA47486-STD1	1		See rerun
14:33	MA47486-STD2	1		See rerun
14:37	MA47486-STD3	1		STDA
14:40	MA47486-STD4	1		STDB1
14:43	MA47486-STD5	1		See rerun
14:47	MA47486-STD6	1		STDB
14:50	MA47486-STD7	1		STDC
14:53	MA47486-STD8	1		STDD
14:57	MA47486-STD9	1		STDE
15:00	MA47486-STD10	1		STDF
15:03	MA47486-STD11	1		STDG
15:07	MA47486-STD12	1		STDH
15:10	MA47486-STD13	1		STDI
15:13	MA47486-STD14	1		STDJ
15:17	ZZZZZZ	1		
15:20	MA47486-ICVA1	1		
15:23	MA47486-ICV1	1		60ppb Al.
15:27	MA47486-ICB1	1		
15:30	MA47486-CCVA1	1		
15:33	MA47486-CCB1	1		
15:37	MA47486-CRI1	1		
15:40	MA47486-CRIA1	1		
15:43	MA47486-CCVA2	1		
15:47	MA47486-CCB2	1		
15:50	MP17345-MB2	1		
15:53	MP17345-B2	1		
15:57	MP17345-S1	1		Cu overrange
16:00	MP17345-S2	1		Cu overrange
16:03	ZZZZZZ	1		
16:07	MP17370-MB2	1		
16:10	MP17370-B2	1		
16:13	MP17370-S1	1		Cu overrange.
---------->	Last reportable sample/prep for job JC94988			
16:17	MP17370-S2	1		Cu overrange.

SGS Instrument Runlog
Inorganics Analyses

Login Number: JC94988
Account: SORGE - J. M. Sorge, Inc.
Project: KIPP Water Quality Testing, Camden, NJ

File ID: XA092119W1.CSV Date Analyzed: 09/21/19 Methods: EPA 200.8
Analyst: EAL Run ID: MA47486
Parameters: Pb

	Time	Sample Description	Dilution Factor	PS Recov	Comments
	16:20	ZZZZZZ	1		
	16:23	MA47486-CCVA3	1		
	16:27	MA47486-CCB3	1		
---------->	Last reportable CCB for job JC94988				
	16:30	MP17440-MB1	1		
	16:33	MP17440-B1	1		
	16:37	MP17440-S1	1		Cu overrange
	16:40	MP17440-S2	1		Cu overrange
	16:43	JC95214-1	1		(sample used for QC only; not part of login JC94988)
	16:47	ZZZZZZ	1		
	16:50	ZZZZZZ	1		
	16:54	ZZZZZZ	1		
	16:57	ZZZZZZ	1		
	17:00	ZZZZZZ	1		
	17:04	MA47486-CCVA4	1		
	17:07	MA47486-CCB4	1		
	17:10	ZZZZZZ	1		
	17:14	ZZZZZZ	1		
	17:17	ZZZZZZ	1		
	17:21	ZZZZZZ	1		
	17:24	ZZZZZZ	1		
	17:27	MA47486-CCVA5	1		
	17:31	MA47486-CCB5	1		
	17:34	ZZZZZZ	1		
	17:37	ZZZZZZ	1		
	17:41	ZZZZZZ	1		

Refer to raw data for calibration curve and standards.

REPORTED ELEMENTS SUMMARY

Login Number: JC94988
Account: SORGE - J. M. Sorge, Inc.
Project: KIPP Water Quality Testing, Camden, NJ

File ID: XA092119W1.CSV Date Analyzed: 09/21/19 Methods: EPA 200.8
Analyst: EAL Run ID: MA47486
Parameters: Pb

Time	Sample Description	Element: Dilution	P b	
15:17	ZZZZZZ	1		
15:20	MA47486-ICVA1	1	X	
15:23	MA47486-ICV1	1		
15:27	MA47486-ICB1	1	X	
15:30	MA47486-CCVA1	1	X	
15:33	MA47486-CCB1	1	X	
15:37	MA47486-CRI1	1	X	
15:40	MA47486-CRIA1	1		
15:43	MA47486-CCVA2	1	X	
15:47	MA47486-CCB2	1	X	
15:50	MP17345-MB2	1	X	
15:53	MP17345-B2	1	X	
15:57	MP17345-S1	1	X	
16:00	MP17345-S2	1	X	
16:03	ZZZZZZ	1		
16:07	MP17370-MB2	1	X	
16:10	MP17370-B2	1	X	
16:13	MP17370-S1	1	X	
16:17	MP17370-S2	1	X	
16:20	ZZZZZZ	1		
16:23	MA47486-CCVA3	1	X	
16:27	MA47486-CCB3	1	X	
16:30	MP17440-MB1	1	X	
16:33	MP17440-B1	1	X	
16:37	MP17440-S1	1	X	
16:40	MP17440-S2	1	X	
16:43	JC95214-1	1	X	(a)
16:47	ZZZZZZ	1		
16:50	ZZZZZZ	1		
16:54	ZZZZZZ	1		
16:57	ZZZZZZ	1		
17:00	ZZZZZZ	1		
17:04	MA47486-CCVA4	1	X	
		Element:	P b	

REPORTED ELEMENTS SUMMARY

Login Number: JC94988
Account: SORGE - J. M. Sorge, Inc.
Project: KIPP Water Quality Testing, Camden, NJ

File ID: XA092119W1.CSV Date Analyzed: 09/21/19 Methods: EPA 200.8
Analyst: EAL Run ID: MA47486
Parameters: Pb

Time	Sample Description	Element: Dilution	P b
17:07	MA47486-CCB4	1	X
17:10	ZZZZZZ	1	
17:14	ZZZZZZ	1	
17:17	ZZZZZZ	1	
17:21	ZZZZZZ	1	
17:24	ZZZZZZ	1	
17:27	MA47486-CCVA5	1	X
17:31	MA47486-CCB5	1	X
17:34	ZZZZZZ	1	
17:37	ZZZZZZ	1	
17:41	ZZZZZZ	1	

(a) Sample used for QC only; not part of login JC94988.

Element: P
b

INTERNAL STANDARD SUMMARY

Login Number: JC94988
Account: SORGE - J. M. Sorge, Inc.
Project: KIPP Water Quality Testing, Camden, NJ

File ID: XA092119W1.CSV Date Analyzed: 09/21/19 Methods: EPA 200.8
Analyst: EAL Run ID: MA47486
Parameters: Pb

Time	Sample Description	Istd#1	Istd#2	Istd#3	Istd#4	Istd#5	Istd#6	Istd#7	Istd#8
14:30	MA47486-STD1	No results reported for the elements associated with this internal standard.							
14:33	MA47486-STD2	No results reported for the elements associated with this internal standard.							
14:37	MA47486-STD3	100	100	100	100	100	100	100	100
14:40	MA47486-STD4	100.475	100.935	100.712	100.64	101.48	101.106	101.011	102.002
14:43	MA47486-STD5	No results reported for the elements associated with this internal standard.							
14:47	MA47486-STD6	102	100.352	99.939	100.852	101.34	101.44	101.862	101.68
14:50	MA47486-STD7	100.564	100.896	100.83	100.233	101.344	101.252	102.76	102.212
14:53	MA47486-STD8	100.292	100.118	99.524	100.292	100.842	101.177	101.587	101.327
14:57	MA47486-STD9	97.73	95.725	96.95	97.539	97.693	97.6	99.26	99.239
15:00	MA47486-STD10	95.364	96.334	96.247	96.832	98.496	97.862	99.604	98.425
15:03	MA47486-STD11	98.997	100.008	98.757	99.588	100.083	100.507	101.312	100.232
15:07	MA47486-STD12	100.096	99.96	99.612	100.937	100.478	101.865	101.561	100.685
15:10	MA47486-STD13	100.573	101.355	100.664	100.59	99.634	101.323	103.033	102.753
15:13	MA47486-STD14	98.71	100.12	99.598	99.625	98.966	100.497	102.262	101.799
15:17	ZZZZZZ	99.423	100.439	100.114	100.834	101.02	101.033	101.639	101.775
15:20	MA47486-ICVA1	99.437	100.528	100.676	100.63	99.119	100.656	102.504	102.2
15:23	MA47486-ICV1	99.225	100.639	101.981	100.759	101.075	101.578	102.912	102.632
15:27	MA47486-ICB1	98.982	100.638	100.365	100.796	102.03	102.899	103.155	103.272
15:30	MA47486-CCVA1	99.298	101.61	102.01	102.514	101.144	101.738	103.26	103.992
15:33	MA47486-CCB1	99.42	100.536	100.886	101.617	102.045	102.645	103.353	103.679
15:37	MA47486-CRI1	99.534	100.602	101.24	101.006	102.176	102.153	102.822	102.025
15:40	MA47486-CRIA1	98.502	98.764	99.719	98.801	99.95	100.508	101.309	100.201
15:43	MA47486-CCVA2	99.452	101.013	101.483	101.619	100.662	101.824	103.236	103.101
15:47	MA47486-CCB2	101.222	102.983	102.674	102.496	104.816	104.387	104.852	105.25
15:50	MP17345-MB2	100.312	102.786	103.481	102.689	104.188	104.249	104.324	103.741
15:53	MP17345-B2	99.915	101.732	102.978	101.577	102.115	102.3	103.686	102.344
15:57	MP17345-S1	104.082	103.869	102.518	103.705	100.073	102.396	104.164	103.159
16:00	MP17345-S2	105.481	105.444	104.36	104.699	100.614	103.635	104.334	104.137
16:03	ZZZZZZ	105.669	105.312	103.907	103.135	100.373	103.014	103.738	103.168
16:07	MP17370-MB2	95.916	96.617	97.747	97.311	98.894	100.112	99.902	99.806
16:10	MP17370-B2	96.542	98.164	97.793	98.882	98.937	99.374	101.264	100.745
16:13	MP17370-S1	105.208	104.354	103.431	103.687	100.879	102.551	103.178	103.064
16:17	MP17370-S2	105.689	106.56	104.265	104.405	102.668	105.504	105.586	104.767

INTERNAL STANDARD SUMMARY

Login Number: JC94988
Account: SORGE - J. M. Sorge, Inc.
Project: KIPP Water Quality Testing, Camden, NJ

File ID: XA092119W1.CSV Date Analyzed: 09/21/19 Methods: EPA 200.8
Analyst: EAL Run ID: MA47486
Parameters: Pb

Time	Sample Description	Istd#1	Istd#2	Istd#3	Istd#4	Istd#5	Istd#6	Istd#7	Istd#8
16:20	ZZZZZZ	105.512	104.876	103.047	103.617	101.69	102.89	102.998	102.773
16:23	MA47486-CCVA3	97.826	98.188	99.338	98.919	97.697	98.945	100.676	99.34
16:27	MA47486-CCB3	98.483	99.294	100.289	100.53	100.728	101.177	101.703	100.253
16:30	MP17440-MB1	98.365	98.497	99.426	99.42	99.944	100.192	101.016	101.553
16:33	MP17440-B1	99.547	100.443	101.639	101.284	100.849	102.018	102.833	102.709
16:37	MP17440-S1	105.443	107.262	104.27	104.731	100.462	103.301	104.63	103.628
16:40	MP17440-S2	106.333	107.664	103.72	104.341	100.717	102.383	103.817	103.044
16:43	JC95214-1	106.973	107.852	105.274	105.446	100.847	103.324	103.257	102.879
16:47	ZZZZZZ	109.021	108.657	105.727	105.684	101.481	103.636	104.086	103.303
16:50	ZZZZZZ	109.529	108.705	104.655	106.154	102.038	103.871	105.056	104.244
16:54	ZZZZZZ	108.934	107.974	105.621	105.235	101.967	104.046	104.301	103.884
16:57	ZZZZZZ	107.824	106.617	103.05	103.338	100.473	102.293	102.908	103.419
17:00	ZZZZZZ	107.352	105.451	103.724	103.503	100.67	103.019	103.403	102.89
17:04	MA47486-CCVA4	100.06	98.939	100.331	98.836	98.28	99.559	101.299	101.72
17:07	MA47486-CCB4	101.348	99.859	101.495	101.109	101.361	102.027	102.443	102.643
17:10	ZZZZZZ	106.676	106.009	104.185	103.161	100.826	103.021	103.677	103.027
17:14	ZZZZZZ	106.766	105.373	103.247	103.182	100.659	102.654	102.607	102.566
17:17	ZZZZZZ	103.354	102.266	103.37	102.002	102.628	102.379	103.421	103.144
17:21	ZZZZZZ	102.412	100.726	103.141	101.769	102.221	102.664	102.681	102.109
17:24	ZZZZZZ	102.578	101.015	102.249	100.534	102.011	102.189	103.209	102.403
17:27	MA47486-CCVA5	99.601	98.645	99.547	98.551	98.226	100.319	102.12	102.252
17:31	MA47486-CCB5	100.172	99.726	102.18	100.464	101.43	102.665	102.001	101.793
17:34	ZZZZZZ	101.343	100.787	101.381	101.908	102.588	103.011	103.442	103.236
17:37	ZZZZZZ	100.772	101.281	102.48	102.145	103.048	103.188	103.875	102.098
17:41	ZZZZZZ	101.753	100.431	102.199	101.645	102.975	103.652	103.743	103.944

! = Outside limits.

LEGEND:

Istd#	Parameter	Limits
Istd#1	Lithium	60-125 %
Istd#2	Scandium	60-125 %
Istd#3	Germanium (72-1)	60-125 %
Istd#4	Germanium (74-1)	60-125 %
Istd#5	Rhodium	60-125 %
Istd#6	Indium	60-125 %
Istd#7	Terbium	60-125 %
Istd#8	Holmium	60-125 %

INTERNAL STANDARD SUMMARY

Login Number: JC94988
Account: SORGE - J. M. Sorge, Inc.
Project: KIPP Water Quality Testing, Camden, NJ

File ID: XA092119W1.CSV Date Analyzed: 09/21/19 Methods: EPA 200.8
Analyst: EAL Run ID: MA47486
Parameters: Pb

Time	Sample Description	Istd#9
14:30	MA47486-STD1	No results reported for the elements associated with this internal standard.
14:33	MA47486-STD2	No results reported for the elements associated with this internal standard.
14:37	MA47486-STD3	100
14:40	MA47486-STD4	101.33
14:43	MA47486-STD5	No results reported for the elements associated with this internal standard.
14:47	MA47486-STD6	102.057
14:50	MA47486-STD7	102.532
14:53	MA47486-STD8	101.499
14:57	MA47486-STD9	99.72
15:00	MA47486-STD10	99.896
15:03	MA47486-STD11	100.914
15:07	MA47486-STD12	101.507
15:10	MA47486-STD13	100.831
15:13	MA47486-STD14	99.799
15:17	ZZZZZZ	102.198
15:20	MA47486-ICVA1	100.689
15:23	MA47486-ICV1	103.076
15:27	MA47486-ICB1	103.383
15:30	MA47486-CCVA1	101.455
15:33	MA47486-CCB1	104.114
15:37	MA47486-CRI1	103.079
15:40	MA47486-CRIA1	102.123
15:43	MA47486-CCVA2	100.93
15:47	MA47486-CCB2	105.489
15:50	MP17345-MB2	105.127
15:53	MP17345-B2	103.326
15:57	MP17345-S1	100.473
16:00	MP17345-S2	99.945
16:03	ZZZZZZ	99.726
16:07	MP17370-MB2	100.189
16:10	MP17370-B2	101.158
16:13	MP17370-S1	100.613
16:17	MP17370-S2	102.83

INTERNAL STANDARD SUMMARY

Login Number: JC94988
Account: SORGE - J. M. Sorge, Inc.
Project: KIPP Water Quality Testing, Camden, NJ

File ID: XA092119W1.CSV Date Analyzed: 09/21/19 Methods: EPA 200.8
Analyst: EAL Run ID: MA47486
Parameters: Pb

Time	Sample Description	Istd#9
16:20	ZZZZZZ	101.084
16:23	MA47486-CCVA3	99.163
16:27	MA47486-CCB3	102.677
16:30	MP17440-MB1	101.395
16:33	MP17440-B1	102.74
16:37	MP17440-S1	98.679
16:40	MP17440-S2	97.744
16:43	JC95214-1	98.497
16:47	ZZZZZZ	98.782
16:50	ZZZZZZ	99.661
16:54	ZZZZZZ	100.351
16:57	ZZZZZZ	99.456
17:00	ZZZZZZ	99.336
17:04	MA47486-CCVA4	100.929
17:07	MA47486-CCB4	103.886
17:10	ZZZZZZ	100.262
17:14	ZZZZZZ	99.509
17:17	ZZZZZZ	104.014
17:21	ZZZZZZ	103.302
17:24	ZZZZZZ	103.412
17:27	MA47486-CCVA5	100.363
17:31	MA47486-CCB5	103.677
17:34	ZZZZZZ	104.14
17:37	ZZZZZZ	104.261
17:41	ZZZZZZ	105.195

! = Outside limits.

LEGEND:

Istd#	Parameter	Limits
Istd#9	Bismuth	60-125 %

BLANK RESULTS SUMMARY
Part 1 - Initial and Continuing Calibration Blanks

Login Number: JC94988
Account: SORGE - J. M. Sorge, Inc.
Project: KIPP Water Quality Testing, Camden, NJ

File ID: XA092119W1.CSV Date Analyzed: 09/21/19 Methods: EPA 200.8
QC Limits: result < RL Run ID: MA47486 Units: ug/l

Time: / Sample ID:			15:27 ICB1		15:33 CCB1		15:47 CCB2		16:27 CCB3	
Metal	RL	IDL	raw	final	raw	final	raw	final	raw	final
Aluminum	50	.045								
Antimony	0.40	.094								
Arsenic	1.0	.12								
Barium	1.0	.008								
Beryllium	0.30	.004								
Boron	50	.65								
Cadmium	0.50	.007								
Calcium	250	6.1								
Chromium	0.90	.036								
Cobalt	0.50	.0041								
Copper	4.0	.1	anr							
Iron	50	1.2								
Lead	0.50	.009	0.00962	<0.50	0.0178	<0.50	0.0130	<0.50	0.0358	<0.50
Magnesium	250	.033								
Manganese	1.0	.006								
Molybdenum	1.0	.015								
Nickel	0.50	.046								
Potassium	250	.51								
Selenium	1.0	.5								
Silver	2.0	.004								
Sodium	250	.36								
Strontium	1.0	.003								
Thallium	0.30	.004								
Tin	5.0	.025								
Titanium	1.0	.035								
Vanadium	4.0	.11								
Zinc	10	.041								

(*) Outside of QC limits
(anr) Analyte not requested

CALIBRATION CHECK STANDARDS SUMMARY
Initial and Continuing Calibration Checks

Login Number: JC94988
Account: SORGE - J. M. Sorge, Inc.
Project: KIPP Water Quality Testing, Camden, NJ

File ID: XA092119W1.CSV Date Analyzed: 09/21/19 Methods: EPA 200.8
QC Limits: 90 to 110 % Recovery Run ID: MA47486 Units: ug/l

Time:		15:20			15:23			15:30	
Sample ID:	ICVA	ICVA1		ICV	ICV1		CCVA	CCVA1	
Metal	True	Results	% Rec	True	Results	% Rec	True	Results	% Rec
Aluminum									
Antimony									
Arsenic									
Barium									
Beryllium									
Boron									
Cadmium									
Calcium									
Chromium									
Cobalt									
Copper	anr								
Iron									
Lead	60	59.7	99.5				50	51.0	102.0
Magnesium									
Manganese									
Molybdenum									
Nickel									
Potassium									
Selenium									
Silver									
Sodium									
Strontium									
Thallium									
Tin									
Titanium									
Vanadium									
Zinc									

(*) Outside of QC limits
(anr) Analyte not requested

CALIBRATION CHECK STANDARDS SUMMARY
Initial and Continuing Calibration Checks

Login Number: JC94988
Account: SORGE - J. M. Sorge, Inc.
Project: KIPP Water Quality Testing, Camden, NJ

File ID: XA092119W1.CSV Date Analyzed: 09/21/19 Methods: EPA 200.8
QC Limits: 90 to 110 % Recovery Run ID: MA47486 Units: ug/l

Time:		15:43			16:23	
Sample ID:	CCVA	CCVA2		CCVA	CCVA3	
Metal	True	Results	% Rec	True	Results	% Rec
Aluminum						
Antimony						
Arsenic						
Barium						
Beryllium						
Boron						
Cadmium						
Calcium						
Chromium						
Cobalt						
Copper	anr					
Iron						
Lead	50	51.0	102.0	50	51.1	102.2
Magnesium						
Manganese						
Molybdenum						
Nickel						
Potassium						
Selenium						
Silver						
Sodium						
Strontium						
Thallium						
Tin						
Titanium						
Vanadium						
Zinc						

(*) Outside of QC limits
(anr) Analyte not requested

LOW CALIBRATION CHECK STANDARDS SUMMARY

Login Number: JC94988
Account: SORGE - J. M. Sorge, Inc.
Project: KIPP Water Quality Testing, Camden, NJ

File ID: XA092119W1.CSV Date Analyzed: 09/21/19 Methods: EPA 200.8
QC Limits: 70 to 130 % Recovery Run ID: MA47486 Units: ug/l

Time:			15:37		15:40	
Sample ID:	CRI	CRIA	CRI1		CRIA1	
Metal	True	True	Results	% Rec	Results	% Rec
Aluminum	25	25				
Antimony	2	0.25				
Arsenic	0.5	0.5				
Barium	1	0.5				
Beryllium	0.5	0.25				
Boron	25	2.5				
Cadmium	0.5	0.25				
Calcium	250	125				
Chromium	1	2				
Cobalt	0.5	0.25				
Copper	2	2	anr			
Iron	25	25				
Lead	0.5	0.25	0.490	98.0		
Magnesium	250	125				
Manganese	1	0.25				
Molybdenum	1	0.5				
Nickel	1	2				
Potassium	250	125				
Selenium	0.5	0.5				
Silver	0.5	1				
Sodium	250	125				
Strontium	5	0.5				
Thallium	0.5	0.25				
Tin	5	0.5				
Titanium	1	0.5				
Vanadium	1	2				
Zinc	5	2				

(*) Outside of QC limits
(anr) Analyte not requested

SGS Instrument Runlog
Inorganics Analyses

Login Number: JC94988
Account: SORGE - J. M. Sorge, Inc.
Project: KIPP Water Quality Testing, Camden, NJ

File ID: XA092219W1.CSV Date Analyzed: 09/22/19 Methods: EPA 200.8
Analyst: EAL Run ID: MA47487
Parameters: Cu

Time	Sample Description	Dilution Factor	PS Recov	Comments
18:40	MA47487-STD1	1		See rerun
18:44	MA47487-STD2	1		See rerun
18:47	MA47487-STD3	1		STDA
18:52	MA47487-STD4	1		STDB1
18:56	MA47487-STD5	1		See rerun
18:59	MA47487-STD6	1		STDB
19:02	MA47487-STD7	1		STDC
19:06	MA47487-STD8	1		STDD
19:09	MA47487-STD9	1		STDE
19:12	MA47487-STD10	1		STDF
19:16	MA47487-STD11	1		STDG
19:19	MA47487-STD12	1		STDH
19:22	MA47487-STD13	1		STDI
19:26	MA47487-STD14	1		STDJ
19:29	ZZZZZZ	1		
19:32	MA47487-ICVA1	1		
19:36	MA47487-ICV1	1		
19:39	MA47487-ICB1	1		
19:42	MA47487-CCVA1	1		
19:46	MA47487-CCB1	1		
19:49	MA47487-CRI1	1		
19:53	MA47487-CRIA1	1		
19:56	MA47487-CCVA2	1		
19:59	MA47487-CCB2	1		
20:03	ZZZZZZ	1		
20:06	ZZZZZZ	1		
20:09	MP17345-S1	2		
20:13	MP17345-S2	2		
20:16	ZZZZZZ	1		
20:19	ZZZZZZ	1		
20:22	MP17370-S1	2		
20:26	MP17370-S2	2		
---------->	Last reportable sample/prep for job JC94988			
20:29	ZZZZZZ	1		

SGS Instrument Runlog
Inorganics Analyses

Login Number: JC94988
Account: SORGE - J. M. Sorge, Inc.
Project: KIPP Water Quality Testing, Camden, NJ

File ID: XA092219W1.CSV Date Analyzed: 09/22/19 Methods: EPA 200.8
Analyst: EAL Run ID: MA47487
Parameters: Cu

Time	Sample Description	Dilution Factor	PS Recov	Comments
20:32	ZZZZZZ	1		
20:36	MA47487-CCVA3	1		
20:39	MA47487-CCB3	1		
---------->	Last reportable CCB for job JC94988			
20:42	MP17440-S1	10		
20:46	MP17440-S2	10		
20:49	JC95214-1	10		(sample used for QC only; not part of login JC94988)
20:52	ZZZZZZ	5		
20:56	ZZZZZZ	5		
20:59	ZZZZZZ	5		
21:02	ZZZZZZ	1		
21:06	ZZZZZZ	1		
21:09	ZZZZZZ	1		
21:12	MA47487-CCVA4	1		
21:16	MA47487-CCB4	1		
21:19	ZZZZZZ	1		
21:22	ZZZZZZ	1		
21:26	ZZZZZZ	1		

Refer to raw data for calibration curve and standards.

REPORTED ELEMENTS SUMMARY

Login Number: JC94988
Account: SORGE - J. M. Sorge, Inc.
Project: KIPP Water Quality Testing, Camden, NJ

File ID: XA092219W1.CSV Date Analyzed: 09/22/19 Methods: EPA 200.8
Analyst: EAL Run ID: MA47487
Parameters: Cu

Time	Sample Description	Element: Dilution	Cu	
19:29	ZZZZZZ	1		
19:32	MA47487-ICVA1	1	X	
19:36	MA47487-ICV1	1		
19:39	MA47487-ICB1	1	X	
19:42	MA47487-CCVA1	1	X	
19:46	MA47487-CCB1	1	X	
19:49	MA47487-CRI1	1	X	
19:53	MA47487-CRIA1	1		
19:56	MA47487-CCVA2	1	X	
19:59	MA47487-CCB2	1	X	
20:03	ZZZZZZ	1		
20:06	ZZZZZZ	1		
20:09	MP17345-S1	2	X	
20:13	MP17345-S2	2	X	
20:16	ZZZZZZ	1		
20:19	ZZZZZZ	1		
20:22	MP17370-S1	2	X	
20:26	MP17370-S2	2	X	
20:29	ZZZZZZ	1		
20:32	ZZZZZZ	1		
20:36	MA47487-CCVA3	1	X	
20:39	MA47487-CCB3	1	X	
20:42	MP17440-S1	10	X	
20:46	MP17440-S2	10	X	
20:49	JC95214-1	10	X	(a)
20:52	ZZZZZZ	5		
20:56	ZZZZZZ	5		
20:59	ZZZZZZ	5		
21:02	ZZZZZZ	1		
21:06	ZZZZZZ	1		
21:09	ZZZZZZ	1		
21:12	MA47487-CCVA4	1	X	
21:16	MA47487-CCB4	1	X	
		Element:	Cu	

REPORTED ELEMENTS SUMMARY

Login Number: JC94988
Account: SORGE - J. M. Sorge, Inc.
Project: KIPP Water Quality Testing, Camden, NJ

File ID: XA092219W1.CSV Date Analyzed: 09/22/19 Methods: EPA 200.8
Analyst: EAL Run ID: MA47487
Parameters: Cu

Time	Sample Description	Element: C Dilution u
21:19	ZZZZZZ	1
21:22	ZZZZZZ	1
21:26	ZZZZZZ	1

(a) Sample used for QC only; not part of login JC94988.

Element: C
u

INTERNAL STANDARD SUMMARY

Login Number: JC94988
Account: SORGE - J. M. Sorge, Inc.
Project: KIPP Water Quality Testing, Camden, NJ

File ID: XA092219W1.CSV Date Analyzed: 09/22/19 Methods: EPA 200.8
Analyst: EAL Run ID: MA47487
Parameters: Cu

Time	Sample Description	Istd#1	Istd#2	Istd#3	Istd#4	Istd#5	Istd#6	Istd#7	Istd#8
18:40	MA47487-STD1	No results reported for the elements associated with this internal standard.							
18:44	MA47487-STD2	No results reported for the elements associated with this internal standard.							
18:47	MA47487-STD3	100	100	100	100	100	100	100	100
18:52	MA47487-STD4	98.677	98.377	98.594	98.795	99.516	98.974	100.324	101.926
18:56	MA47487-STD5	No results reported for the elements associated with this internal standard.							
18:59	MA47487-STD6	98.721	98.134	97.311	97.663	98.252	98.384	98.77	99.771
19:02	MA47487-STD7	97.318	97.847	97.509	97.446	98.094	98.255	99.344	99.27
19:06	MA47487-STD8	97.628	97.169	97.756	97.947	97.906	99.516	99.454	99.521
19:09	MA47487-STD9	97.398	98.211	98.61	99.258	98.972	99.012	100.462	101.313
19:12	MA47487-STD10	99.039	99.713	100.375	101.126	101.178	100.817	102.242	103.169
19:16	MA47487-STD11	98.525	97.47	96.232	98.966	97.346	98.762	99.874	100.963
19:19	MA47487-STD12	96.055	95.267	94.484	95.987	96.093	97.051	98.298	98.652
19:22	MA47487-STD13	95.654	94.381	94.001	94.595	94.252	94.964	98.823	98.762
19:26	MA47487-STD14	94.979	94.918	96.323	95.737	94.417	96.463	99.674	100.548
19:29	ZZZZZZ	95.142	94.524	95.265	95.747	97.545	97.231	99.542	100.958
19:32	MA47487-ICVA1	95.998	95.26	96.116	97.049	95.48	96.943	99.466	99.001
19:36	MA47487-ICV1	94.952	95.235	96.881	95.904	97.71	98.179	99.903	101.026
19:39	MA47487-ICB1	95.674	94.008	94.811	95.686	95.63	96.547	97.592	97.764
19:42	MA47487-CCVA1	96.946	97.156	97.329	97.614	96.82	98.027	100.244	101.841
19:46	MA47487-CCB1	95.766	96.245	97.89	97.656	98.444	98.466	100.052	100.762
19:49	MA47487-CRI1	96.421	96.665	96.504	97.806	97.835	98.593	99.483	99.987
19:53	MA47487-CRIA1	95.915	95.547	96.509	96.335	97.766	96.865	99.589	99.941
19:56	MA47487-CCVA2	96.216	97.132	96.32	97.98	96.323	96.66	98.866	100.093
19:59	MA47487-CCB2	95.377	96.456	96.719	97.048	98.283	98.842	99.074	99.728
20:03	ZZZZZZ	95.346	95.839	96.479	97.163	97.989	98.426	98.629	99.222
20:06	ZZZZZZ	98.082	97.726	97.815	98.359	97.281	98.438	98.791	99.364
20:09	MP17345-S1	100.296	98.636	99.501	98.991	96.448	98.159	99.118	99.544
20:13	MP17345-S2	100.67	99.256	98.445	99.292	96.412	98.004	100.485	101.267
20:16	ZZZZZZ	96.333	96.825	98.152	97.965	98.823	98.365	99.585	99.94
20:19	ZZZZZZ	96.675	96.937	96.861	96.995	96.326	97.797	98.986	99.954
20:22	MP17370-S1	98.594	95.876	94.918	95.129	94.931	95.668	97.271	97.964
20:26	MP17370-S2	98.814	96.77	96.65	96.374	95.267	96.618	98.102	98.859
20:29	ZZZZZZ	95.336	94.665	96.604	95.583	96.666	97.506	98.525	98.882

INTERNAL STANDARD SUMMARY

Login Number: JC94988
Account: SORGE - J. M. Sorge, Inc.
Project: KIPP Water Quality Testing, Camden, NJ

File ID: XA092219W1.CSV Date Analyzed: 09/22/19 Methods: EPA 200.8
Analyst: EAL Run ID: MA47487
Parameters: Cu

Time	Sample Description	Istd#1	Istd#2	Istd#3	Istd#4	Istd#5	Istd#6	Istd#7	Istd#8
20:32	ZZZZZZ	97.139	95.678	96.125	97.425	95.546	96.77	99.047	100.742
20:36	MA47487-CCVA3	96.639	97.142	97.433	97.536	96.327	96.778	99.531	100.481
20:39	MA47487-CCB3	97.177	98.205	98.984	99.087	99.864	100.111	101.789	102.11
20:42	MP17440-S1	96.54	96.084	96.421	97.387	95.762	98.073	100.211	100.354
20:46	MP17440-S2	95.797	94.889	94.488	95.112	94.853	95.959	97.918	98.054
20:49	JC95214-1	95.183	93.367	94.357	94.743	93.689	94.989	96.766	98.2
20:52	ZZZZZZ	96.989	96.683	97.757	97.053	96.004	97.43	98.88	99.696
20:56	ZZZZZZ	98.606	97.793	97.717	97.65	97.98	98.546	99.773	100.212
20:59	ZZZZZZ	98.335	98.667	99.521	98.968	97.857	99.191	100.092	100.915
21:02	ZZZZZZ	96.682	97.476	97.651	98.362	99.114	99.548	99.915	100.617
21:06	ZZZZZZ	96.084	96.394	97.721	97.013	98.051	98.551	99.393	99.169
21:09	ZZZZZZ	96.583	96.101	97.396	97.152	98.349	98.027	99.114	99.067
21:12	MA47487-CCVA4	95.907	96.289	96.509	96.872	95.375	96.502	99.722	99.059
21:16	MA47487-CCB4	95.571	94.486	95.751	96.181	96.416	96.177	97.938	98.013
21:19	ZZZZZZ	96.6	96.543	97.139	97.849	97.686	98.853	99.211	99.27
21:22	ZZZZZZ	94.718	95.419	96.168	96.181	97.131	97.636	97.959	98.75
21:26	ZZZZZZ	95.286	95.281	96.277	96.364	96.952	97.234	97.932	98.411

! = Outside limits.

LEGEND:

Istd#	Parameter	Limits
Istd#1	Lithium	60-125 %
Istd#2	Scandium	60-125 %
Istd#3	Germanium (72-1)	60-125 %
Istd#4	Germanium (74-1)	60-125 %
Istd#5	Rhodium	60-125 %
Istd#6	Indium	60-125 %
Istd#7	Terbium	60-125 %
Istd#8	Holmium	60-125 %

INTERNAL STANDARD SUMMARY

Login Number: JC94988
Account: SORGE - J. M. Sorge, Inc.
Project: KIPP Water Quality Testing, Camden, NJ

File ID: XA092219W1.CSV Date Analyzed: 09/22/19 Methods: EPA 200.8
Analyst: EAL Run ID: MA47487
Parameters: Cu

Time	Sample Description	Istd#9
18:40	MA47487-STD1	No results reported for the elements associated with this internal standard.
18:44	MA47487-STD2	No results reported for the elements associated with this internal standard.
18:47	MA47487-STD3	100
18:52	MA47487-STD4	99.772
18:56	MA47487-STD5	No results reported for the elements associated with this internal standard.
18:59	MA47487-STD6	98.091
19:02	MA47487-STD7	99.723
19:06	MA47487-STD8	99.878
19:09	MA47487-STD9	100.406
19:12	MA47487-STD10	102.085
19:16	MA47487-STD11	98.791
19:19	MA47487-STD12	96.435
19:22	MA47487-STD13	96.148
19:26	MA47487-STD14	95.276
19:29	ZZZZZZ	99.404
19:32	MA47487-ICVA1	96.738
19:36	MA47487-ICV1	99.097
19:39	MA47487-ICB1	97.028
19:42	MA47487-CCVA1	96.876
19:46	MA47487-CCB1	99.493
19:49	MA47487-CRI1	98.609
19:53	MA47487-CRIA1	98.338
19:56	MA47487-CCVA2	95.248
19:59	MA47487-CCB2	98.197
20:03	ZZZZZZ	98.056
20:06	ZZZZZZ	97.269
20:09	MP17345-S1	95.702
20:13	MP17345-S2	96.161
20:16	ZZZZZZ	99.146
20:19	ZZZZZZ	95.385
20:22	MP17370-S1	92.589
20:26	MP17370-S2	94.243
20:29	ZZZZZZ	96.588

INTERNAL STANDARD SUMMARY

Login Number: JC94988
Account: SORGE - J. M. Sorge, Inc.
Project: KIPP Water Quality Testing, Camden, NJ

File ID: XA092219W1.CSV Date Analyzed: 09/22/19 Methods: EPA 200.8
Analyst: EAL Run ID: MA47487
Parameters: Cu

Time	Sample Description	Istd#9
20:32	ZZZZZZ	96.684
20:36	MA47487-CCVA3	96.331
20:39	MA47487-CCB3	99.367
20:42	MP17440-S1	96.963
20:46	MP17440-S2	93.948
20:49	JC95214-1	93.033
20:52	ZZZZZZ	95.498
20:56	ZZZZZZ	95.7
20:59	ZZZZZZ	95.963
21:02	ZZZZZZ	97.766
21:06	ZZZZZZ	97.344
21:09	ZZZZZZ	96.23
21:12	MA47487-CCVA4	94.411
21:16	MA47487-CCB4	94.534
21:19	ZZZZZZ	95.958
21:22	ZZZZZZ	95.505
21:26	ZZZZZZ	95.208

! = Outside limits.

LEGEND:

Istd#	Parameter	Limits
Istd#9	Bismuth	60-125 %

BLANK RESULTS SUMMARY
Part 1 - Initial and Continuing Calibration Blanks

Login Number: JC94988
Account: SORGE - J. M. Sorge, Inc.
Project: KIPP Water Quality Testing, Camden, NJ

File ID: XA092219W1.CSV Date Analyzed: 09/22/19 Methods: EPA 200.8
QC Limits: result < RL Run ID: MA47487 Units: ug/l

Time: / Sample ID:			19:39 ICB1		19:46 CCB1		19:59 CCB2		20:39 CCB3	
Metal	RL	IDL	raw	final	raw	final	raw	final	raw	final
Aluminum	50	.045								
Antimony	0.40	.094								
Arsenic	1.0	.12								
Barium	1.0	.008								
Beryllium	0.30	.004								
Boron	50	.65								
Cadmium	0.50	.007								
Calcium	250	6.1								
Chromium	0.90	.036								
Cobalt	0.50	.0041								
Copper	4.0	.1	0.0337	<4.0	0.0462	<4.0	0.0392	<4.0	0.0580	<4.0
Iron	50	1.2								
Lead	0.50	.009								
Magnesium	250	.033								
Manganese	1.0	.006								
Molybdenum	1.0	.015								
Nickel	0.50	.046								
Potassium	250	.51								
Selenium	1.0	.5								
Silver	2.0	.004								
Sodium	250	.36								
Strontium	1.0	.003								
Thallium	0.30	.004								
Tin	5.0	.025								
Titanium	1.0	.035								
Vanadium	4.0	.11								
Zinc	10	.041								

(*) Outside of QC limits
(anr) Analyte not requested

CALIBRATION CHECK STANDARDS SUMMARY
Initial and Continuing Calibration Checks

Login Number: JC94988
Account: SORGE - J. M. Sorge, Inc.
Project: KIPP Water Quality Testing, Camden, NJ

File ID: XA092219W1.CSV Date Analyzed: 09/22/19 Methods: EPA 200.8
QC Limits: 90 to 110 % Recovery Run ID: MA47487 Units: ug/l

Time:		19:32			19:36			19:42	
Sample ID:	ICVA	ICVA1		ICV	ICV1		CCVA	CCVA1	
Metal	True	Results	% Rec	True	Results	% Rec	True	Results	% Rec
Aluminum									
Antimony									
Arsenic									
Barium									
Beryllium									
Boron									
Cadmium									
Calcium									
Chromium									
Cobalt									
Copper	60	58.3	97.2				50	50.1	100.2
Iron									
Lead									
Magnesium									
Manganese									
Molybdenum									
Nickel									
Potassium									
Selenium									
Silver									
Sodium									
Strontium									
Thallium									
Tin									
Titanium									
Vanadium									
Zinc									

(*) Outside of QC limits
(anr) Analyte not requested

CALIBRATION CHECK STANDARDS SUMMARY
Initial and Continuing Calibration Checks

Login Number: JC94988
Account: SORGE - J. M. Sorge, Inc.
Project: KIPP Water Quality Testing, Camden, NJ

File ID: XA092219W1.CSV Date Analyzed: 09/22/19 Methods: EPA 200.8
QC Limits: 90 to 110 % Recovery Run ID: MA47487 Units: ug/l

Time:		19:56			20:36	
Sample ID:	CCVA	CCVA2		CCVA	CCVA3	
Metal	True	Results	% Rec	True	Results	% Rec
Aluminum						
Antimony						
Arsenic						
Barium						
Beryllium						
Boron						
Cadmium						
Calcium						
Chromium						
Cobalt						
Copper	50	49.6	99.2	50	49.9	99.8
Iron						
Lead						
Magnesium						
Manganese						
Molybdenum						
Nickel						
Potassium						
Selenium						
Silver						
Sodium						
Strontium						
Thallium						
Tin						
Titanium						
Vanadium						
Zinc						

(*) Outside of QC limits
(anr) Analyte not requested

LOW CALIBRATION CHECK STANDARDS SUMMARY

Login Number: JC94988
Account: SORGE - J. M. Sorge, Inc.
Project: KIPP Water Quality Testing, Camden, NJ

File ID: XA092219W1.CSV Date Analyzed: 09/22/19 Methods: EPA 200.8
QC Limits: 70 to 130 % Recovery Run ID: MA47487 Units: ug/l

Time:			19:49		19:53	
Sample ID:	CRI	CRIA	CRI1		CRIA1	
Metal	True	True	Results	% Rec	Results	% Rec
Aluminum	25	25				
Antimony	2	0.25				
Arsenic	0.5	0.5				
Barium	1	0.5				
Beryllium	0.5	0.25				
Boron	25	2.5				
Cadmium	0.5	0.25				
Calcium	250	125				
Chromium	1	2				
Cobalt	0.5	0.25				
Copper	2	2	2.00	100.0		
Iron	25	25				
Lead	0.5	0.25				
Magnesium	250	125				
Manganese	1	0.25				
Molybdenum	1	0.5				
Nickel	1	2				
Potassium	250	125				
Selenium	0.5	0.5				
Silver	0.5	1				
Sodium	250	125				
Strontium	5	0.5				
Thallium	0.5	0.25				
Tin	5	0.5				
Titanium	1	0.5				
Vanadium	1	2				
Zinc	5	2				

(*) Outside of QC limits
(anr) Analyte not requested

BLANK RESULTS SUMMARY
Part 2 - Method Blanks

Login Number: JC94988
Account: SORGE - J. M. Sorge, Inc.
Project: KIPP Water Quality Testing, Camden, NJ

QC Batch ID: MP17344
Matrix Type: DRINKING WATER

Methods: EPA 200.8
Units: mg/l

Prep Date: 09/17/19

Metal	RL	IDL	MDL	MB raw	final
Aluminum	50	.045	3.2		
Antimony	0.40	.094	.27		
Arsenic	1.0	.12	.65		
Barium	1.0	.008	.096		
Beryllium	0.30	.004	.075		
Boron	50	.65	6.1		
Cadmium	0.50	.007	.15		
Calcium	250	6.1	21		
Chromium	0.90	.036	.14		
Cobalt	0.50	.0041	.049		
Copper	4.0	.1	.47	0.328	<4.0
Iron	50	1.2	3.9		
Lead	0.50	.009	.21	0.0117	<0.50
Magnesium	250	.033	15		
Manganese	1.0	.006	.054		
Molybdenum	1.0	.015	.17		
Nickel	0.50	.046	.35		
Potassium	250	.51	11		
Selenium	1.0	.5	.69		
Silver	2.0	.004	.21		
Sodium	250	.36	19		
Strontium	1.0	.003	.17		
Thallium	0.30	.004	.11		
Tin	5.0	.025	.28		
Titanium	1.0	.035	.31		
Vanadium	4.0	.11	.36		
Zinc	10	.041	1.2		

Associated samples MP17344: JC94988-7, JC94988-12, JC94988-17, JC94988-22, JC94988-28, JC94988-32, JC94988-33

Results < IDL are shown as zero for calculation purposes
(*) Outside of QC limits
(anr) Analyte not requested

MATRIX SPIKE AND DUPLICATE RESULTS SUMMARY

Login Number: JC94988
Account: SORGE - J. M. Sorge, Inc.
Project: KIPP Water Quality Testing, Camden, NJ

QC Batch ID: MP17344 Methods: EPA 200.8
Matrix Type: DRINKING WATER Units: mg/l

Prep Date: 09/17/19

Metal	JC94737-5 Original MS		Spikelot MPX200.8B% Rec		QC Limits
Aluminum					
Antimony					
Arsenic					
Barium					
Beryllium					
Boron					
Cadmium					
Calcium					
Chromium					
Cobalt					
Copper	0.0558	133	0.0800	96.5	70-130
Iron					
Lead	2.61	2730	0.0800	150.0(a)	70-130
Magnesium					
Manganese					
Molybdenum					
Nickel					
Potassium					
Selenium					
Silver					
Sodium					
Strontium					
Thallium					
Tin					
Titanium					
Vanadium					
Zinc					

Associated samples MP17344: JC94988-7, JC94988-12, JC94988-17, JC94988-22, JC94988-28, JC94988-32, JC94988-33

Results < IDL are shown as zero for calculation purposes
(*) Outside of QC limits
(N) Matrix Spike Rec. outside of QC limits
(anr) Analyte not requested
(a) Spike amount low relative to the sample amount. Refer to lab control or spike blank for recovery information.

MATRIX SPIKE AND DUPLICATE RESULTS SUMMARY

Login Number: JC94988
Account: SORGE - J. M. Sorge, Inc.
Project: KIPP Water Quality Testing, Camden, NJ

QC Batch ID: MP17344 Methods: EPA 200.8
Matrix Type: DRINKING WATER Units: mg/l

Prep Date: 09/17/19

Metal	JC94737-5 Original	MSD	Spikelot MPX200.8	B% Rec	MSD RPD	QC Limit
Aluminum						
Antimony						
Arsenic						
Barium						
Beryllium						
Boron						
Cadmium						
Calcium						
Chromium						
Cobalt						
Copper	0.0558	128	0.0800	90.3	3.8	10
Iron						
Lead	2.61	2790	0.0800	225.0(a)	2.2	10
Magnesium						
Manganese						
Molybdenum						
Nickel						
Potassium						
Selenium						
Silver						
Sodium						
Strontium						
Thallium						
Tin						
Titanium						
Vanadium						
Zinc						

Associated samples MP17344: JC94988-7, JC94988-12, JC94988-17, JC94988-22, JC94988-28, JC94988-32, JC94988-33

Results < IDL are shown as zero for calculation purposes
(*) Outside of QC limits
(N) Matrix Spike Rec. outside of QC limits
(anr) Analyte not requested
(a) Spike amount low relative to the sample amount. Refer to lab control or spike blank for recovery information.

SPIKE BLANK AND LAB CONTROL SAMPLE SUMMARY

Login Number: JC94988
Account: SORGE - J. M. Sorge, Inc.
Project: KIPP Water Quality Testing, Camden, NJ

QC Batch ID: MP17344
Matrix Type: DRINKING WATER

Methods: EPA 200.8
Units: mg/l

Prep Date: 09/17/19

Metal	BSP Result	Spikelot MPX200.8B	% Rec	QC Limits
Aluminum				
Antimony				
Arsenic				
Barium				
Beryllium				
Boron				
Cadmium				
Calcium				
Chromium				
Cobalt				
Copper	74.3	0.0800	92.9	85-115
Iron				
Lead	78.0	0.0800	97.5	85-115
Magnesium				
Manganese				
Molybdenum				
Nickel				
Potassium				
Selenium				
Silver				
Sodium				
Strontium				
Thallium				
Tin				
Titanium				
Vanadium				
Zinc				

Associated samples MP17344: JC94988-7, JC94988-12, JC94988-17, JC94988-22, JC94988-28, JC94988-32, JC94988-33

Results < IDL are shown as zero for calculation purposes
(*) Outside of QC limits
(anr) Analyte not requested

BLANK RESULTS SUMMARY
Part 2 - Method Blanks

Login Number: JC94988
Account: SORGE - J. M. Sorge, Inc.
Project: KIPP Water Quality Testing, Camden, NJ

QC Batch ID: MP17370 Methods: EPA 200.8
Matrix Type: DRINKING WATER Units: mg/l

Prep Date: 09/19/19

Metal	RL	IDL	MDL	MB raw	final
Aluminum	0.050	.000045	.0032		
Antimony	0.00040	.000094	.00027		
Arsenic	0.0010	.00012	.00065		
Barium	0.0010	.000008	.000096		
Beryllium	0.00030	.000004	.000075		
Boron	0.050	.00065	.0061		
Cadmium	0.00050	.000007	.00015		
Calcium	0.25	.0061	.021		
Chromium	0.00090	.000036	.00014		
Cobalt	0.00050	.0000041	.000049		
Copper	0.0040	.0001	.00047	-0.000110<0.0040	
Iron	0.050	.0012	.0039		
Lead	0.00050	.000009	.00021	-0.0000387<0.00050	
Magnesium	0.25	.000033	.015		
Manganese	0.0010	.000006	.000054		
Molybdenum	0.0010	.000015	.00017		
Nickel	0.00050	.000046	.00035		
Potassium	0.25	.00051	.011		
Selenium	0.0010	.0005	.00069		
Silver	0.0020	.000004	.00021		
Sodium	0.25	.00036	.019		
Strontium	0.0010	.000003	.00017		
Thallium	0.00030	.000004	.00011		
Tin	0.0050	.000025	.00028		
Titanium	0.0010	.000035	.00031		
Vanadium	0.0040	.00011	.00036		
Zinc	0.010	.000041	.0012		

Associated samples MP17370: JC94988-1, JC94988-2, JC94988-3, JC94988-4, JC94988-5, JC94988-6, JC94988-8, JC94988-9, JC94988-10, JC94988-11, JC94988-13, JC94988-14, JC94988-15, JC94988-16, JC94988-18, JC94988-19, JC94988-20, JC94988-21, JC94988-23, JC94988-24

Results < IDL are shown as zero for calculation purposes
(*) Outside of QC limits
(anr) Analyte not requested

MATRIX SPIKE AND DUPLICATE RESULTS SUMMARY

Login Number: JC94988
Account: SORGE - J. M. Sorge, Inc.
Project: KIPP Water Quality Testing, Camden, NJ

QC Batch ID: MP17370
Matrix Type: DRINKING WATER

Methods: EPA 200.8
Units: mg/l

Prep Date:				09/19/19					09/21/19	
Metal	JC94988-2 Original MS		Spikelot MPX200.8B% Rec		QC Limits	JC94988-3 Original MS		Spikelot MPX200.8B% Rec		QC Limits
Aluminum										
Antimony										
Arsenic										
Barium										
Beryllium										
Boron										
Cadmium										
Calcium										
Chromium										
Cobalt										
Copper	0.592	0.708	0.0800	145.0(a)	70-130	0.0619	0.135	0.0800	91.4	70-130
Iron										
Lead	0.00251	0.0807	0.0800	98.6	70-130	0.000148	0.0805	0.0800	100.4	70-130
Magnesium										
Manganese										
Molybdenum										
Nickel										
Potassium										
Selenium										
Silver										
Sodium										
Strontium										
Thallium										
Tin										
Titanium										
Vanadium										
Zinc										

Associated samples MP17370: JC94988-1, JC94988-2, JC94988-3, JC94988-4, JC94988-5, JC94988-6, JC94988-8, JC94988-9, JC94988-10, JC94988-11, JC94988-13, JC94988-14, JC94988-15, JC94988-16, JC94988-18, JC94988-19, JC94988-20, JC94988-21, JC94988-23, JC94988-24

Results < IDL are shown as zero for calculation purposes
(*) Outside of QC limits
(N) Matrix Spike Rec. outside of QC limits
(anr) Analyte not requested
(a) Spike amount low relative to the sample amount. Refer to lab control or spike blank for recovery information.

MATRIX SPIKE AND DUPLICATE RESULTS SUMMARY

Login Number: JC94988
Account: SORGE - J. M. Sorge, Inc.
Project: KIPP Water Quality Testing, Camden, NJ

QC Batch ID: MP17370 Methods: EPA 200.8
Matrix Type: DRINKING WATER Units: mg/l

Prep Date: 09/21/19

Metal	JC94988-3 Original MSD		Spikelot MPX200.8B% Rec		MSD RPD	QC Limit
Aluminum						
Antimony						
Arsenic						
Barium						
Beryllium						
Boron						
Cadmium						
Calcium						
Chromium						
Cobalt						
Copper	0.0619	0.133	0.0800	88.9	1.5	10
Iron						
Lead	0.000148	0.0797	0.0800	99.4	1.0	10
Magnesium						
Manganese						
Molybdenum						
Nickel						
Potassium						
Selenium						
Silver						
Sodium						
Strontium						
Thallium						
Tin						
Titanium						
Vanadium						
Zinc						

Associated samples MP17370: JC94988-1, JC94988-2, JC94988-3, JC94988-4, JC94988-5, JC94988-6, JC94988-8, JC94988-9, JC94988-10, JC94988-11, JC94988-13, JC94988-14, JC94988-15, JC94988-16, JC94988-18, JC94988-19, JC94988-20, JC94988-21, JC94988-23, JC94988-24

Results < IDL are shown as zero for calculation purposes
(*) Outside of QC limits
(N) Matrix Spike Rec. outside of QC limits
(anr) Analyte not requested

SPIKE BLANK AND LAB CONTROL SAMPLE SUMMARY

Login Number: JC94988
Account: SORGE - J. M. Sorge, Inc.
Project: KIPP Water Quality Testing, Camden, NJ

QC Batch ID: MP17370
Matrix Type: DRINKING WATER

Methods: EPA 200.8
Units: mg/l

Prep Date: 09/19/19

Metal	BSP Result	Spikelot MPX200.8B	% Rec	QC Limits
Aluminum				
Antimony				
Arsenic				
Barium				
Beryllium				
Boron				
Cadmium				
Calcium				
Chromium				
Cobalt				
Copper	0.0752	0.0800	94.0	85-115
Iron				
Lead	0.0764	0.0800	95.5	85-115
Magnesium				
Manganese				
Molybdenum				
Nickel				
Potassium				
Selenium				
Silver				
Sodium				
Strontium				
Thallium				
Tin				
Titanium				
Vanadium				
Zinc				

Associated samples MP17370: JC94988-1, JC94988-2, JC94988-3, JC94988-4, JC94988-5, JC94988-6, JC94988-8, JC94988-9, JC94988-10, JC94988-11, JC94988-13, JC94988-14, JC94988-15, JC94988-16, JC94988-18, JC94988-19, JC94988-20, JC94988-21, JC94988-23, JC94988-24

Results < IDL are shown as zero for calculation purposes
(*) Outside of QC limits
(anr) Analyte not requested

BLANK RESULTS SUMMARY
Part 2 - Method Blanks

Login Number: JC94988
Account: SORGE - J. M. Sorge, Inc.
Project: KIPP Water Quality Testing, Camden, NJ

QC Batch ID: MP17371 Methods: EPA 200.8
Matrix Type: DRINKING WATER Units: mg/l

Prep Date: 09/19/19

Metal	RL	IDL	MDL	MB raw	final
Aluminum	0.050	.000045	.0032		
Antimony	0.00040	.000094	.00027		
Arsenic	0.0010	.00012	.00065		
Barium	0.0010	.000008	.000096		
Beryllium	0.00030	.000004	.000075		
Boron	0.050	.00065	.0061		
Cadmium	0.00050	.000007	.00015		
Calcium	0.25	.0061	.021		
Chromium	0.00090	.000036	.00014		
Cobalt	0.00050	.0000041	.000049		
Copper	0.0040	.0001	.00047	-0.000114<0.0040	
Iron	0.050	.0012	.0039		
Lead	0.00050	.000009	.00021	-0.0000501<0.00050	
Magnesium	0.25	.000033	.015		
Manganese	0.0010	.000006	.000054		
Molybdenum	0.0010	.000015	.00017		
Nickel	0.00050	.000046	.00035		
Potassium	0.25	.00051	.011		
Selenium	0.0010	.0005	.00069		
Silver	0.0020	.000004	.00021		
Sodium	0.25	.00036	.019		
Strontium	0.0010	.000003	.00017		
Thallium	0.00030	.000004	.00011		
Tin	0.0050	.000025	.00028		
Titanium	0.0010	.000035	.00031		
Vanadium	0.0040	.00011	.00036		
Zinc	0.010	.000041	.0012		

Associated samples MP17371: JC94988-25, JC94988-26, JC94988-27, JC94988-29, JC94988-30, JC94988-31, JC94988-34, JC94988-35, JC94988-36, JC94988-37, JC94988-38, JC94988-39, JC94988-40, JC94988-41, JC94988-42

Results < IDL are shown as zero for calculation purposes
(*) Outside of QC limits
(anr) Analyte not requested

MATRIX SPIKE AND DUPLICATE RESULTS SUMMARY

Login Number: JC94988
Account: SORGE - J. M. Sorge, Inc.
Project: KIPP Water Quality Testing, Camden, NJ

QC Batch ID: MP17371 Methods: EPA 200.8
Matrix Type: DRINKING WATER Units: mg/l

Prep Date: 09/19/19

Metal	JC94988-25 Original MS		Spikelot MPX200.8B% Rec		QC Limits
Aluminum					
Antimony					
Arsenic	anr				
Barium					
Beryllium					
Boron					
Cadmium					
Calcium					
Chromium					
Cobalt					
Copper	0.0741	0.146	0.0800	89.9	70-130
Iron					
Lead	0.00001200	0.0754	0.0800	94.2	70-130
Magnesium					
Manganese					
Molybdenum					
Nickel					
Potassium					
Selenium					
Silver					
Sodium					
Strontium					
Thallium					
Tin					
Titanium					
Vanadium					
Zinc					

Associated samples MP17371: JC94988-25, JC94988-26, JC94988-27, JC94988-29, JC94988-30, JC94988-31, JC94988-34, JC94988-35, JC94988-36, JC94988-37, JC94988-38, JC94988-39, JC94988-40, JC94988-41, JC94988-42

Results < IDL are shown as zero for calculation purposes
(*) Outside of QC limits
(N) Matrix Spike Rec. outside of QC limits
(anr) Analyte not requested

MATRIX SPIKE AND DUPLICATE RESULTS SUMMARY

Login Number: JC94988
Account: SORGE - J. M. Sorge, Inc.
Project: KIPP Water Quality Testing, Camden, NJ

QC Batch ID: MP17371 Methods: EPA 200.8
Matrix Type: DRINKING WATER Units: mg/l

Prep Date: 09/19/19

Metal	JC94988-25 Original	MSD	Spikelot MPX200.8B	% Rec	MSD RPD	QC Limit
Aluminum						
Antimony						
Arsenic	anr					
Barium						
Beryllium						
Boron						
Cadmium						
Calcium						
Chromium						
Cobalt						
Copper	0.0741	0.144	0.0800	87.4	1.4	10
Iron						
Lead	0.00001200	0.0748	0.0800	93.5	1.6	10
Magnesium						
Manganese						
Molybdenum						
Nickel						
Potassium						
Selenium						
Silver						
Sodium						
Strontium						
Thallium						
Tin						
Titanium						
Vanadium						
Zinc						

Associated samples MP17371: JC94988-25, JC94988-26, JC94988-27, JC94988-29, JC94988-30, JC94988-31, JC94988-34, JC94988-35, JC94988-36, JC94988-37, JC94988-38, JC94988-39, JC94988-40, JC94988-41, JC94988-42

Results < IDL are shown as zero for calculation purposes
(*) Outside of QC limits
(N) Matrix Spike Rec. outside of QC limits
(anr) Analyte not requested

MATRIX SPIKE AND DUPLICATE RESULTS SUMMARY

Login Number: JC94988
Account: SORGE - J. M. Sorge, Inc.
Project: KIPP Water Quality Testing, Camden, NJ

QC Batch ID: MP17371 Methods: EPA 200.8
Matrix Type: DRINKING WATER Units: mg/l

Prep Date: 09/19/19

Metal	JC94988-26 Original MS		Spikelot MPX200.8B% Rec		QC Limits
Aluminum					
Antimony					
Arsenic	anr				
Barium					
Beryllium					
Boron					
Cadmium					
Calcium					
Chromium					
Cobalt					
Copper	0.00	0.0760	0.0800	95.0	70-130
Iron					
Lead	0.00	0.0784	0.0800	98.0	70-130
Magnesium					
Manganese					
Molybdenum					
Nickel					
Potassium					
Selenium					
Silver					
Sodium					
Strontium					
Thallium					
Tin					
Titanium					
Vanadium					
Zinc					

Associated samples MP17371: JC94988-25, JC94988-26, JC94988-27, JC94988-29, JC94988-30, JC94988-31, JC94988-34, JC94988-35, JC94988-36, JC94988-37, JC94988-38, JC94988-39, JC94988-40, JC94988-41, JC94988-42

Results < IDL are shown as zero for calculation purposes
(*) Outside of QC limits
(N) Matrix Spike Rec. outside of QC limits
(anr) Analyte not requested

SPIKE BLANK AND LAB CONTROL SAMPLE SUMMARY

Login Number: JC94988
Account: SORGE - J. M. Sorge, Inc.
Project: KIPP Water Quality Testing, Camden, NJ

QC Batch ID: MP17371
Matrix Type: DRINKING WATER

Methods: EPA 200.8
Units: mg/l

Prep Date: 09/19/19

Metal	BSP Result	Spikelot MPX200.8B	% Rec	QC Limits
Aluminum				
Antimony				
Arsenic	anr			
Barium				
Beryllium				
Boron				
Cadmium				
Calcium				
Chromium				
Cobalt				
Copper	0.0732	0.0800	91.5	85-115
Iron				
Lead	0.0763	0.0800	95.4	85-115
Magnesium				
Manganese				
Molybdenum				
Nickel				
Potassium				
Selenium				
Silver				
Sodium				
Strontium				
Thallium				
Tin				
Titanium				
Vanadium				
Zinc				

Associated samples MP17371: JC94988-25, JC94988-26, JC94988-27, JC94988-29, JC94988-30, JC94988-31, JC94988-34, JC94988-35, JC94988-36, JC94988-37, JC94988-38, JC94988-39, JC94988-40, JC94988-41, JC94988-42

Results < IDL are shown as zero for calculation purposes
(*) Outside of QC limits
(anr) Analyte not requested

Instrument Detection Limits

Job Number: JC94988
Account: SORGE J. M. Sorge, Inc.
Project: KIPP Water Quality Testing, Camden, NJ

Instrument ID: AGICPMS1 **Effective Date:** 01/31/19

Analyte	IDL ug/l
Aluminum	.045
Aluminum	.276
Antimony	.094
Arsenic	.12
Arsenic	.013
Barium	.008
Beryllium	.004
Boron	.648
Cadmium	.007
Cadmium	.004
Calcium	6.11
Chromium	.036
Chromium	.014
Cobalt	.0041
Cobalt	.002
Copper	.1044
Copper	.021
Iron	1.21
Iron	.432
Lead	.009
Magnesium	.033
Magnesium	.152
Manganese	.006
Manganese	.007
Molybdenum	.015
Nickel	.046
Nickel	.017
Potassium	.506
Potassium	.707
Selenium	.503
Selenium	.072
Silver	.004
Sodium	.357
Sodium	1.037
Strontium	.003
Thallium	.004
Tin	.025
Tin	.071
Titanium	.035
Titanium	.035
Vanadium	.112
Vanadium	.009
Zinc	.041
Zinc	.029

Instrument Detection Limits

Job Number: JC94988
Account: SORGE J. M. Sorge, Inc.
Project: KIPP Water Quality Testing, Camden, NJ

Instrument ID: AGICPMS1 **Effective Date:** 01/31/19

Analyte	IDL ug/l

The above applies to the following instrument runs:
MA47473,MA47478,MA47486,MA47487

Instrument Linear Ranges

Job Number: JC94988
Account: SORGE J. M. Sorge, Inc.
Project: KIPP Water Quality Testing, Camden, NJ

Instrument ID: AGICPMS1 **Effective Date:** 09/10/18

Analyte	Linear Range ug/l
Aluminum	10000
Aluminum	10000
Antimony	100
Arsenic	100
Arsenic	100
Barium	100
Beryllium	100
Boron	200
Cadmium	100
Cadmium	100
Calcium	10000
Chromium	100
Chromium	100
Cobalt	100
Cobalt	100
Copper	100
Copper	100
Iron	10000
Iron	10000
Lithium	100
Lead	100
Magnesium	10000
Magnesium	10000
Manganese	100
Manganese	100
Molybdenum	100
Nickel	100
Nickel	100
Potassium	10000
Potassium	10000
Selenium	400
Selenium	400
Silver	100
Sodium	10000
Sodium	10000
Strontium	100
Thallium	100
Tin	100
Tin	100
Titanium	100
Titanium	100
Tungsten	100
Uranium	100
Vanadium	100
Vanadium	100
Zinc	100

Instrument Linear Ranges

Job Number: JC94988
Account: SORGE J. M. Sorge, Inc.
Project: KIPP Water Quality Testing, Camden, NJ

Instrument ID: AGICPMS1 **Effective Date:** 09/10/18

Analyte	Linear Range ug/l
Zinc	100

The above applies to the following instrument runs:
MA47473,MA47478,MA47486,MA47487

Metals Analysis

Raw Data

Quantitation Report

File Name 001CALB.d
File Path C:\Agilent\ICPMH\1\DATA\xa091919w1.b
Method File
Method Path
Acq Time 9/19/2019 8:15
Sample Name STDA 1
Sample Type CalBlk
Comment
Prep Dilution 1.000
Auto Dilution N/A
Total Dilution 1.000
Operator Name admin
Acq Mode Spectrum
Cal Title
Cal Type External Calibration
Last Calib 9/19/2019 9:23
Bkg File
Bkg Mode Count Subtraction except for ISTD
Interference File
FQ Blank File
VIS Fit Point to Point

Tune Step	Tune File
1	

FullQuant Table

Element	Mass	ISTD	Tune	Conc	Units	RSD(%)	CPS	Ratio	Det	Time(sec)	Rep
Be			1	0.011	ug/l	65.01	46.67	4.326E-05	Pulse	0.10	3
B			1	0.176	ug/l	73.38	4,565.20	4.243E-03	Pulse	0.15	3
Na			1	-3.662	ug/l	-3.37	207,602.08	1.363E-01	Pulse	0.10	3
Mg			1	-0.039	ug/l	-90.79	5,344.38	3.511E-03	Pulse	0.10	3
Al			1	-0.803	ug/l	-7.04	29,035.74	1.907E-02	Pulse	0.10	3
K			1	-1.555	ug/l	-44.55	1,689,637.32	1.110E+00	Pulse	0.10	3
Ca			1	3.898	ug/l	19.15	203.34	1.335E-04	Pulse	0.10	3
Ca			1	-0.812	ug/l	-25.05	9,733.18	6.392E-03	Pulse	0.10	3
Ti			1	-0.002	ug/l	-335.43	70.00	1.554E-04	Pulse	0.10	3
V			1	-0.021	ug/l	-361.02	-948.81	-2.081E-03	Pulse	0.30	3
Cr			1	0.043	ug/l	22.82	11,601.18	2.574E-02	Pulse	0.10	3
Cr			1	-0.447	ug/l	-51.93	38,639.25	8.572E-02	Pulse	0.10	3
Mn			1	0.010	ug/l	43.78	3,650.56	8.101E-03	Pulse	0.10	3
Fe			1	2.089	ug/l	30.26	1,223,790.01	2.715E+00	Pulse	0.10	3
Fe			1	-0.301	ug/l	-839.18	24,669.15	5.475E-02	Pulse	0.10	3
Co			1	-0.001	ug/l	-262.45	220.01	4.887E-04	Pulse	0.10	3
Ni			1	-0.003	ug/l	-370.83	210.01	4.661E-04	Pulse	0.10	3
Ni			1	0.096	ug/l	56.58	240.01	5.321E-04	Pulse	0.10	3
Cu			1	-0.006	ug/l	-111.91	1,983.53	4.401E-03	Pulse	0.10	3
Cu			1	-0.011	ug/l	-85.80	886.72	1.968E-03	Pulse	0.10	3
Zn			1	-0.004	ug/l	-2424.65	1,223.44	2.713E-03	Pulse	0.10	3
Zn			1	0.103	ug/l	299.17	263.35	5.859E-04	Pulse	0.10	3
Zn			1	0.152	ug/l	17.29	1,280.11	2.839E-03	Pulse	0.10	3
As			1	-0.068	ug/l	-736.27	12,331.15	2.736E-02	Pulse	0.50	3
Se			1	-0.493	ug/l	-525.73	5,221.07	1.158E-02	Pulse	0.10	3
Se			1	0.131	ug/l	192.88	13,525.94	3.001E-02	Pulse	1.00	3
Se			1	0.062	ug/l	275.22	13,534.61	3.003E-02	Pulse	1.00	3
Kr			1	75.296	ug/l	19.41	83.33	1.851E-04	Pulse	0.10	3
Sr			1	0.002	ug/l	73.44	273.35	1.233E-04	Pulse	0.10	3
Mo			1	0.009	ug/l	91.84	86.67	3.903E-05	Pulse	0.10	3
Mo			1	0.002	ug/l	329.19	66.67	3.002E-05	Pulse	0.10	3
Mo			1	0.007	ug/l	268.91	56.67	2.549E-05	Pulse	0.10	3

Quantitation Report

Element	Mass	ISTD	Tune	Conc	Units	RSD(%)	CPS	Ratio	Det	Time(sec)	Rep
Mo			1	0.000	ug/l	1429.43	80.00	3.601E-05	Pulse	0.10	3
Mo			1	-160.674	ug/l	0.00	0.00	0.000E+00	Pulse	0.10	3
Cd			1	-0.035	ug/l	-99.09	40.00	1.751E-05	Pulse	0.10	3
Ag			1	0.001	ug/l	56.82	26.67	1.166E-05	Pulse	0.10	3
Cd			1	-0.037	ug/l	-241.74	20.00	8.786E-06	Pulse	0.10	3
Ag			1	0.001	ug/l	275.26	26.67	1.162E-05	Pulse	0.10	3
Cd			1	0.003	ug/l	465.47	53.34	2.340E-05	Pulse	0.10	3
Cd			1	-0.067	ug/l	-3.59	103.33	4.521E-05	Pulse	0.10	3
Sn			1	0.019	ug/l	45.54	2,713.75	1.187E-03	Pulse	0.10	3
Sb			1	-0.002	ug/l	-415.43	173.34	7.575E-05	Pulse	0.10	3
Sb			1	-0.018	ug/l	-43.74	153.34	6.721E-05	Pulse	0.10	3
Ba			1	-0.016	ug/l	-52.17	16.67	7.329E-06	Pulse	0.10	3
Ba			1	-0.001	ug/l	-532.85	36.67	1.611E-05	Pulse	0.10	3
Tl			1	-0.004	ug/l	-105.12	103.34	5.410E-05	Pulse	0.10	3
Tl			1	-0.001	ug/l	-78.11	186.68	9.780E-05	Pulse	0.10	3
Pb			1	0.005	ug/l	117.07	176.68	9.264E-05	Pulse	0.10	3
Pb			1	-0.005	ug/l	-121.23	96.67	5.071E-05	Pulse	0.10	3
Pb			1	0.000	ug/l	-1861.50	613.36	3.215E-04	Pulse	0.10	3

ISTD Table

Tune	Element	Mass	CPS	RSD(%)	ISTD Recovery%	Det	Time(sec)	Rep
1	Li		1,076,416.92	1.26	100.0	Pulse	0.10	3
1	Sc		1,522,698.00	0.96	100.0	Pulse	0.10	3
1	Ge		323,623.30	1.62	100.0	Pulse	0.10	3
1	Ge		450,742.10	1.06	100.0	Pulse	0.10	3
1	Rh		2,218,069.13	0.94	100.0	Pulse	0.10	3
1	In		2,286,422.71	0.84	100.0	Pulse	0.10	3
1	Tb		3,191,053.70	0.71	100.0	Pulse	0.10	3
1	Ho		315,423.08	0.45	100.0	Pulse	0.10	3
1	Bi		1,908,367.68	0.29	100.0	Pulse	0.10	3

Quantitation Report

File Name 002CALB.d
File Path C:\Agilent\ICPMH\1\DATA\xa091919w1.b
Method File
Method Path
Acq Time 9/19/2019 8:19
Sample Name STDA
Sample Type CalBlk
Comment
Prep Dilution 1.000
Auto Dilution N/A
Total Dilution 1.000
Operator Name admin
Acq Mode Spectrum
Cal Title
Cal Type External Calibration
Last Calib 9/19/2019 9:23
Bkg File
Bkg Mode Count Subtraction except for ISTD
Interference File
FQ Blank File
VIS Fit Point to Point

Tune Step	Tune File
1	

FullQuant Table

Element	Mass	ISTD	Tune	Conc	Units	RSD(%)	CPS	Ratio	Det	Time(sec)	Rep
Be			1	0.011	ug/l	35.00	46.67	4.398E-05	Pulse	0.10	3
B			1	0.120	ug/l	104.40	4,382.92	4.129E-03	Pulse	0.15	3
Na			1	-2.246	ug/l	-4.87	233,152.22	1.548E-01	Pulse	0.10	3
Mg			1	0.307	ug/l	5.24	9,563.07	6.350E-03	Pulse	0.10	3
Al			1	-0.516	ug/l	-8.53	32,959.69	2.189E-02	Pulse	0.10	3
K			1	-1.302	ug/l	-11.71	1,675,297.84	1.112E+00	Pulse	0.10	3
Ca			1	6.498	ug/l	17.36	283.34	1.882E-04	Pulse	0.10	3
Ca			1	1.839	ug/l	52.77	10,977.31	7.289E-03	Pulse	0.10	3
Ti			1	0.004	ug/l	1003.93	80.00	1.770E-04	Pulse	0.10	3
V			1	0.001	ug/l	15173.30	-487.67	-1.086E-03	Pulse	0.30	3
Cr			1	0.059	ug/l	32.15	11,928.05	2.639E-02	Pulse	0.10	3
Cr			1	0.189	ug/l	233.71	40,036.24	8.860E-02	Pulse	0.10	3
Mn			1	0.012	ug/l	91.42	3,720.55	8.234E-03	Pulse	0.10	3
Fe			1	0.339	ug/l	36.88	1,192,041.13	2.638E+00	Pulse	0.10	3
Fe			1	-1.257	ug/l	-122.21	24,285.31	5.374E-02	Pulse	0.10	3
Co			1	0.000	ug/l	-489.26	236.68	5.238E-04	Pulse	0.10	3
Ni			1	0.008	ug/l	154.16	256.68	5.682E-04	Pulse	0.10	3
Ni			1	0.032	ug/l	244.76	200.01	4.424E-04	Pulse	0.10	3
Cu			1	0.007	ug/l	337.23	2,126.89	4.706E-03	Pulse	0.10	3
Cu			1	0.009	ug/l	235.48	986.74	2.184E-03	Pulse	0.10	3
Zn			1	0.451	ug/l	10.60	2,386.94	5.281E-03	Pulse	0.10	3
Zn			1	0.560	ug/l	21.93	446.69	9.882E-04	Pulse	0.10	3
Zn			1	0.366	ug/l	36.85	1,680.16	3.718E-03	Pulse	0.10	3
As			1	0.187	ug/l	129.82	12,957.79	2.868E-02	Pulse	0.50	3
Se			1	-0.696	ug/l	-167.51	5,211.03	1.153E-02	Pulse	0.10	3
Se			1	-0.137	ug/l	-158.48	13,447.22	2.976E-02	Pulse	1.00	3
Se			1	-0.141	ug/l	-172.24	13,451.22	2.977E-02	Pulse	1.00	3
Kr			1	89.945	ug/l	34.31	100.00	2.211E-04	Pulse	0.10	3
Sr			1	0.003	ug/l	30.37	320.02	1.458E-04	Pulse	0.10	3
Mo			1	0.002	ug/l	294.33	46.67	2.135E-05	Pulse	0.10	3
Mo			1	0.009	ug/l	25.60	113.34	5.168E-05	Pulse	0.10	3
Mo			1	0.006	ug/l	100.68	53.33	2.431E-05	Pulse	0.10	3

Quantitation Report

Element	Mass	ISTD	Tune	Conc	Units	RSD(%)	CPS	Ratio	Det	Time(sec)	Rep
Mo			1	0.002	ug/l	121.46	98.54	4.493E-05	Pulse	0.10	3
Mo			1	-62.944	ug/l	-1.46	10.00	4.556E-06	Pulse	0.10	3
Cd			1	-0.034	ug/l	-2.41	40.00	1.761E-05	Pulse	0.10	3
Ag			1	0.000	ug/l	275.83	20.00	8.792E-06	Pulse	0.10	3
Cd			1	0.134	ug/l	97.17	53.33	2.352E-05	Pulse	0.10	3
Ag			1	0.001	ug/l	160.09	33.33	1.465E-05	Pulse	0.10	3
Cd			1	-0.009	ug/l	-67.74	23.33	1.030E-05	Pulse	0.10	3
Cd			1	-0.063	ug/l	-13.37	123.34	5.421E-05	Pulse	0.10	3
Sn			1	0.006	ug/l	194.43	2,580.36	1.136E-03	Pulse	0.10	3
Sb			1	-0.005	ug/l	-104.81	130.01	5.732E-05	Pulse	0.10	3
Sb			1	-0.020	ug/l	-26.76	130.01	5.724E-05	Pulse	0.10	3
Ba			1	0.008	ug/l	380.99	76.67	3.376E-05	Pulse	0.10	3
Ba			1	0.003	ug/l	342.42	56.67	2.500E-05	Pulse	0.10	3
Tl			1	0.001	ug/l	345.23	156.67	8.228E-05	Pulse	0.10	3
Tl			1	0.003	ug/l	78.78	313.35	1.646E-04	Pulse	0.10	3
Pb			1	0.008	ug/l	108.28	203.34	1.067E-04	Pulse	0.10	3
Pb			1	0.008	ug/l	25.76	203.34	1.068E-04	Pulse	0.10	3
Pb			1	0.006	ug/l	54.08	836.71	4.392E-04	Pulse	0.10	3

ISTD Table

Tune	Element	Mass	CPS	RSD(%)	ISTD Recovery%	Det	Time(sec)	Rep
1	Li		1,061,504.42	0.73	100.0	Pulse	0.10	3
1	Sc		1,505,954.14	0.23	100.0	Pulse	0.10	3
1	Ge		323,562.33	1.08	100.0	Pulse	0.10	3
1	Ge		451,909.29	0.32	100.0	Pulse	0.10	3
1	Rh		2,195,093.61	0.94	100.0	Pulse	0.10	3
1	In		2,271,415.16	0.60	100.0	Pulse	0.10	3
1	Tb		3,171,547.45	0.38	100.0	Pulse	0.10	3
1	Ho		311,567.00	0.70	100.0	Pulse	0.10	3
1	Bi		1,905,367.94	0.77	100.0	Pulse	0.10	3

Quantitation Report

File Name 003CALB.d
File Path C:\Agilent\ICPMH\1\DATA\xa091919w1.b
Method File
Method Path
Acq Time 9/19/2019 8:22
Sample Name STDA
Sample Type CalBlk
Comment
Prep Dilution 1.000
Auto Dilution N/A
Total Dilution 1.000
Operator Name admin
Acq Mode Spectrum
Cal Title
Cal Type External Calibration
Last Calib 9/19/2019 9:23
Bkg File
Bkg Mode Count Subtraction except for ISTD
Interference File
FQ Blank File
VIS Fit Point to Point

Tune Step	Tune File
1	

FullQuant Table

Element	Mass	ISTD	Tune	Conc	Units	RSD(%)	CPS	Ratio	Det	Time(sec)	Rep
Be			1	0.000	ug/l	926.67	3.33	3.088E-06	Pulse	0.10	3
B			1	0.115	ug/l	123.74	4,434.02	4.118E-03	Pulse	0.15	3
Na			1	-2.297	ug/l	-107.10	234,603.25	1.542E-01	Pulse	0.10	3
Mg			1	-0.031	ug/l	-75.57	5,441.11	3.577E-03	Pulse	0.10	3
Al			1	-0.806	ug/l	-25.89	28,949.19	1.904E-02	Pulse	0.10	3
K			1	-2.593	ug/l	-20.47	1,670,600.76	1.098E+00	Pulse	0.10	3
Ca			1	4.010	ug/l	15.69	206.68	1.358E-04	Pulse	0.10	3
Ca			1	0.000	ug/l	---	10,140.13	6.667E-03	Pulse	0.10	3
Ti			1	0.000	ug/l	---	73.33	1.625E-04	Pulse	0.10	3
V			1	0.009	ug/l	1251.10	-318.13	-6.934E-04	Pulse	0.30	3
Cr			1	0.000	ug/l	---	10,823.91	2.399E-02	Pulse	0.10	3
Cr			1	-0.496	ug/l	-54.12	38,575.97	8.549E-02	Pulse	0.10	3
Mn			1	0.003	ug/l	370.89	3,497.21	7.750E-03	Pulse	0.10	3
Fe			1	-0.019	ug/l	-2016.38	1,183,067.61	2.622E+00	Pulse	0.10	3
Fe			1	-1.038	ug/l	-49.23	24,351.95	5.397E-02	Pulse	0.10	3
Co			1	0.000	ug/l	445.45	250.01	5.540E-04	Pulse	0.10	3
Ni			1	-0.001	ug/l	-919.99	220.01	4.875E-04	Pulse	0.10	3
Ni			1	0.001	ug/l	4973.95	180.01	3.990E-04	Pulse	0.10	3
Cu			1	-0.018	ug/l	-22.57	1,860.18	4.123E-03	Pulse	0.10	3
Cu			1	0.000	ug/l	168287.11	943.40	2.091E-03	Pulse	0.10	3
Zn			1	0.018	ug/l	181.45	1,280.10	2.837E-03	Pulse	0.10	3
Zn			1	0.000	ug/l	---	223.34	4.948E-04	Pulse	0.10	3
Zn			1	-0.010	ug/l	-562.22	980.07	2.173E-03	Pulse	0.10	3
As			1	0.000	ug/l	---	12,502.15	2.771E-02	Pulse	0.50	3
Se			1	-1.082	ug/l	-58.72	5,157.69	1.143E-02	Pulse	0.10	3
Se			1	-0.051	ug/l	-870.46	13,462.57	2.984E-02	Pulse	1.00	3
Se			1	-0.100	ug/l	-291.04	13,454.89	2.982E-02	Pulse	1.00	3
Kr			1	105.242	ug/l	34.85	116.67	2.587E-04	Pulse	0.10	3
Sr			1	0.000	ug/l	10241.72	223.34	1.003E-04	Pulse	0.10	3
Mo			1	0.000	ug/l	---	36.67	1.653E-05	Pulse	0.10	3
Mo			1	0.000	ug/l	---	50.00	2.252E-05	Pulse	0.10	3
Mo			1	0.000	ug/l	---	33.33	1.489E-05	Pulse	0.10	3
Mo			1	0.000	ug/l	---	77.57	3.489E-05	Pulse	0.10	3
Mo			1	0.000	ug/l	---	16.67	7.490E-06	Pulse	0.10	3

Quantitation Report

Element	Mass	ISTD	Tune	Conc	Units	RSD(%)	CPS	Ratio	Det	Time(sec)	Rep
Cd			1	0.000	ug/l	---	50.00	2.197E-05	Pulse	0.10	3
Ag			1	0.000	ug/l	2344.03	16.67	7.314E-06	Pulse	0.10	3
Cd			1	0.014	ug/l	633.32	30.00	1.316E-05	Pulse	0.10	3
Ag			1	0.000	ug/l	1844.64	20.00	8.758E-06	Pulse	0.10	3
Cd			1	0.003	ug/l	455.21	53.33	2.346E-05	Pulse	0.10	3
Cd			1	-0.068	ug/l	-13.07	96.67	4.246E-05	Pulse	0.10	3
Sn			1	0.003	ug/l	377.86	2,560.39	1.124E-03	Pulse	0.10	3
Sb			1	-0.007	ug/l	-34.25	110.01	4.836E-05	Pulse	0.10	3
Sb			1	-0.027	ug/l	-13.04	70.00	3.078E-05	Pulse	0.10	3
Ba			1	0.000	ug/l	---	56.67	2.496E-05	Pulse	0.10	3
Ba			1	0.000	ug/l	644.77	43.33	1.903E-05	Pulse	0.10	3
Tl			1	0.000	ug/l	---	146.67	7.643E-05	Pulse	0.10	3
Tl			1	0.000	ug/l	1447.30	233.34	1.216E-04	Pulse	0.10	3
Pb			1	0.000	ug/l	---	130.00	6.776E-05	Pulse	0.10	3
Pb			1	0.000	ug/l	---	140.01	7.299E-05	Pulse	0.10	3
Pb			1	0.001	ug/l	249.92	650.03	3.387E-04	Pulse	0.10	3

ISTD Table

Tune	Element	Mass	CPS	RSD(%)	ISTD Recovery%	Det	Time(sec)	Rep
1	Li		1,076,448.49	0.52	100.0	Pulse	0.10	3
1	Sc		1,521,112.48	0.38	100.0	Pulse	0.10	3
1	Ge		324,072.78	0.63	100.0	Pulse	0.10	3
1	Ge		451,216.14	0.35	100.0	Pulse	0.10	3
1	Rh		2,226,444.24	0.88	100.0	Pulse	0.10	3
1	In		2,276,585.30	0.58	100.0	Pulse	0.10	3
1	Tb		3,203,892.24	0.63	100.0	Pulse	0.10	3
1	Ho		314,724.47	1.54	100.0	Pulse	0.10	3
1	Bi		1,919,379.35	0.35	100.0	Pulse	0.10	3

Quantitation Report

File Name 004CALS.d
File Path C:\Agilent\ICPMH\1\DATA\xa091919w1.b
Method File
Method Path
Acq Time 9/19/2019 8:25
Sample Name STDB1
Sample Type CalStd
Comment be .3 ppb
Prep Dilution 1.000
Auto Dilution N/A
Total Dilution 1.000
Operator Name admin
Acq Mode Spectrum
Cal Title
Cal Type External Calibration
Last Calib 9/19/2019 9:23
Bkg File
Bkg Mode Count Subtraction except for ISTD
Interference File
FQ Blank File
VIS Fit Point to Point

Tune Step	Tune File
1	

FullQuant Table

Element	Mass	ISTD	Tune	Conc	Units	RSD(%)	CPS	Ratio	Det	Time(sec)	Rep
Be			1	0.273	ug/l	8.01	1,090.08	1.021E-03	Pulse	0.10	3
B			1	0.012	ug/l	976.90	4,173.96	3.910E-03	Pulse	0.15	3
Na			1	-2.552	ug/l	-69.08	227,326.85	1.508E-01	Pulse	0.10	3
Mg			1	-0.016	ug/l	-105.41	5,574.56	3.697E-03	Pulse	0.10	3
Al			1	-0.727	ug/l	-5.13	29,880.73	1.982E-02	Pulse	0.10	3
K			1	-1.560	ug/l	-48.12	1,672,739.51	1.110E+00	Pulse	0.10	3
Ca			1	7.641	ug/l	21.27	320.02	2.122E-04	Pulse	0.10	3
Ca			1	-0.343	ug/l	-153.84	9,873.37	6.551E-03	Pulse	0.10	3
Ti			1	0.022	ug/l	166.54	106.67	2.367E-04	Pulse	0.10	3
V			1	0.034	ug/l	206.18	200.49	4.371E-04	Pulse	0.30	3
Cr			1	0.934	ug/l	1.17	28,014.40	6.206E-02	Pulse	0.10	3
Cr			1	1.146	ug/l	29.07	41,957.58	9.294E-02	Pulse	0.10	3
Mn			1	0.004	ug/l	226.97	3,527.20	7.811E-03	Pulse	0.10	3
Fe			1	-0.298	ug/l	-36.60	1,178,131.42	2.610E+00	Pulse	0.10	3
Fe			1	-2.303	ug/l	-62.29	23,761.22	5.263E-02	Pulse	0.10	3
Co			1	-0.002	ug/l	-118.42	200.01	4.432E-04	Pulse	0.10	3
Ni			1	0.489	ug/l	5.88	2,303.59	5.104E-03	Pulse	0.10	3
Ni			1	0.561	ug/l	2.63	533.36	1.181E-03	Pulse	0.10	3
Cu			1	-0.005	ug/l	-33.77	1,993.54	4.416E-03	Pulse	0.10	3
Cu			1	-0.007	ug/l	-275.92	910.06	2.016E-03	Pulse	0.10	3
Zn			1	0.138	ug/l	55.89	1,586.80	3.515E-03	Pulse	0.10	3
Zn			1	0.109	ug/l	151.43	266.68	5.913E-04	Pulse	0.10	3
Zn			1	0.142	ug/l	101.94	1,263.44	2.799E-03	Pulse	0.10	3
As			1	0.999	ug/l	47.37	14,831.95	3.286E-02	Pulse	0.50	3
Se			1	1.081	ug/l	217.33	5,414.47	1.199E-02	Pulse	0.10	3
Se			1	0.726	ug/l	40.90	13,801.84	3.057E-02	Pulse	1.00	3
Se			1	0.832	ug/l	31.67	14,006.51	3.102E-02	Pulse	1.00	3
Kr			1	75.094	ug/l	36.84	83.34	1.846E-04	Pulse	0.10	3
Sr			1	0.004	ug/l	56.74	326.68	1.482E-04	Pulse	0.10	3
Mo			1	0.048	ug/l	31.63	303.35	1.377E-04	Pulse	0.10	3
Mo			1	0.039	ug/l	9.73	330.01	1.498E-04	Pulse	0.10	3
Mo			1	0.053	ug/l	19.08	220.01	9.989E-05	Pulse	0.10	3

Quantitation Report

Element	Mass	ISTD	Tune	Conc	Units	RSD(%)	CPS	Ratio	Det	Time(sec)	Rep
Mo			1	0.060	ug/l	22.74	619.49	2.813E-04	Pulse	0.10	3
Mo			1	99.014	ug/l	113.99	26.67	1.211E-05	Pulse	0.10	3
Cd			1	0.034	ug/l	200.97	60.00	2.634E-05	Pulse	0.10	3
Ag			1	0.004	ug/l	87.66	63.33	2.772E-05	Pulse	0.10	3
Cd			1	0.099	ug/l	195.19	46.67	2.057E-05	Pulse	0.10	3
Ag			1	0.001	ug/l	91.88	30.00	1.318E-05	Pulse	0.10	3
Cd			1	-0.009	ug/l	-25.46	23.33	1.025E-05	Pulse	0.10	3
Cd			1	-0.066	ug/l	-16.25	106.67	4.670E-05	Pulse	0.10	3
Sn			1	0.023	ug/l	67.55	2,733.73	1.200E-03	Pulse	0.10	3
Sb			1	0.392	ug/l	10.87	4,434.14	1.948E-03	Pulse	0.10	3
Sb			1	0.357	ug/l	1.86	3,327.15	1.461E-03	Pulse	0.10	3
Ba			1	0.008	ug/l	118.33	76.67	3.373E-05	Pulse	0.10	3
Ba			1	0.006	ug/l	64.52	70.00	3.078E-05	Pulse	0.10	3
Tl			1	0.300	ug/l	2.30	3,393.84	1.773E-03	Pulse	0.10	3
Tl			1	0.296	ug/l	2.67	7,859.08	4.105E-03	Pulse	0.10	3
Pb			1	0.005	ug/l	77.56	176.68	9.241E-05	Pulse	0.10	3
Pb			1	-0.001	ug/l	-363.56	133.34	6.975E-05	Pulse	0.10	3
Pb			1	0.002	ug/l	91.55	690.04	3.606E-04	Pulse	0.10	3

ISTD Table

Tune	Element	Mass	CPS	RSD(%)	ISTD Recovery%	Det	Time(sec)	Rep
1	Li		1,067,176.77	0.60	99.1	Pulse	0.10	3
1	Sc		1,507,581.23	1.34	99.1	Pulse	0.10	3
1	Ge		325,778.46	1.44	100.5	Pulse	0.10	3
1	Ge		451,456.83	0.71	100.1	Pulse	0.10	3
1	Rh		2,203,740.44	0.57	99.0	Pulse	0.10	3
1	In		2,277,303.77	0.86	100.0	Pulse	0.10	3
1	Tb		3,218,249.33	0.64	100.4	Pulse	0.10	3
1	Ho		311,845.66	0.34	99.1	Pulse	0.10	3
1	Bi		1,914,552.52	1.38	99.7	Pulse	0.10	3

Quantitation Report

File Name 005CALS.d
File Path C:\Agilent\ICPMH\1\DATA\xa091919w1.b
Method File
Method Path
Acq Time 9/19/2019 8:29
Sample Name STDB
Sample Type CalStd
Comment
Prep Dilution 1.000
Auto Dilution N/A
Total Dilution 1.000
Operator Name admin
Acq Mode Spectrum
Cal Title
Cal Type External Calibration
Last Calib 9/19/2019 9:23
Bkg File
Bkg Mode Count Subtraction except for ISTD
Interference File
FQ Blank File
VIS Fit Point to Point

Tune Step	Tune File
1	

FullQuant Table

Element	Mass	ISTD	Tune	Conc	Units	RSD(%)	CPS	Ratio	Det	Time(sec)	Rep
Be			1	0.459	ug/l	15.41	1,840.17	1.717E-03	Pulse	0.10	3
B			1	23.198	ug/l	1.98	54,721.31	5.103E-02	Pulse	0.15	3
Na			1	247.716	ug/l	1.46	5,154,032.84	3.415E+00	Analog	0.10	3
Mg			1	258.421	ug/l	0.64	3,211,877.97	2.128E+00	Pulse	0.10	3
Al			1	24.687	ug/l	0.77	406,678.29	2.694E-01	Pulse	0.10	3
K			1	248.035	ug/l	0.34	5,808,807.00	3.848E+00	Analog	0.10	3
Ca			1	255.840	ug/l	5.34	8,205.67	5.435E-03	Pulse	0.10	3
Ca			1	249.303	ug/l	1.18	137,475.86	9.108E-02	Pulse	0.10	3
Ti			1	0.991	ug/l	10.78	1,583.48	3.539E-03	Pulse	0.10	3
V			1	0.896	ug/l	6.38	18,014.99	4.026E-02	Pulse	0.30	3
Cr			1	1.000	ug/l	2.87	28,966.16	6.475E-02	Pulse	0.10	3
Cr			1	1.447	ug/l	21.10	42,188.05	9.430E-02	Pulse	0.10	3
Mn			1	0.984	ug/l	5.07	27,032.91	6.043E-02	Pulse	0.10	3
Fe			1	25.091	ug/l	3.22	1,670,070.13	3.733E+00	Pulse	0.10	3
Fe			1	24.970	ug/l	2.73	36,471.18	8.152E-02	Pulse	0.10	3
Co			1	0.485	ug/l	1.89	9,729.92	2.175E-02	Pulse	0.10	3
Ni			1	1.010	ug/l	2.70	4,484.11	1.002E-02	Pulse	0.10	3
Ni			1	1.005	ug/l	28.90	806.72	1.802E-03	Pulse	0.10	3
Cu			1	1.978	ug/l	2.26	22,209.00	4.963E-02	Pulse	0.10	3
Cu			1	2.010	ug/l	3.16	10,643.83	2.379E-02	Pulse	0.10	3
Zn			1	4.997	ug/l	0.23	13,849.61	3.095E-02	Pulse	0.10	3
Zn			1	5.027	ug/l	9.07	2,203.57	4.926E-03	Pulse	0.10	3
Zn			1	4.973	ug/l	6.15	10,120.12	2.262E-02	Pulse	0.10	3
As			1	0.527	ug/l	95.93	13,621.07	3.043E-02	Pulse	0.50	3
Se			1	-0.345	ug/l	-1041.91	5,197.70	1.162E-02	Pulse	0.10	3
Se			1	0.316	ug/l	67.63	13,504.93	3.018E-02	Pulse	1.00	3
Se			1	0.279	ug/l	70.45	13,560.92	3.031E-02	Pulse	1.00	3
Kr			1	124.011	ug/l	59.00	136.67	3.049E-04	Pulse	0.10	3
Sr			1	4.853	ug/l	2.14	140,862.74	6.380E-02	Pulse	0.10	3
Mo			1	0.975	ug/l	7.32	5,487.81	2.486E-03	Pulse	0.10	3
Mo			1	1.004	ug/l	10.48	7,285.25	3.300E-03	Pulse	0.10	3
Mo			1	0.990	ug/l	5.29	3,550.53	1.608E-03	Pulse	0.10	3

Quantitation Report

Element	Mass	ISTD	Tune	Conc	Units	RSD(%)	CPS	Ratio	Det	Time(sec)	Rep
Mo			1	0.992	ug/l	1.78	9,091.98	4.118E-03	Pulse	0.10	3
Mo			1	-96.129	ug/l	-58.15	6.67	3.009E-06	Pulse	0.10	3
Cd			1	0.506	ug/l	17.54	196.68	8.630E-05	Pulse	0.10	3
Ag			1	0.490	ug/l	9.55	6,534.91	2.867E-03	Pulse	0.10	3
Cd			1	0.504	ug/l	29.43	126.67	5.559E-05	Pulse	0.10	3
Ag			1	0.485	ug/l	9.10	6,214.78	2.727E-03	Pulse	0.10	3
Cd			1	0.439	ug/l	1.18	1,223.42	5.367E-04	Pulse	0.10	3
Cd			1	0.578	ug/l	2.50	4,262.40	1.870E-03	Pulse	0.10	3
Sn			1	4.732	ug/l	2.95	44,537.33	1.954E-02	Pulse	0.10	3
Sb			1	1.986	ug/l	4.92	21,705.88	9.522E-03	Pulse	0.10	3
Sb			1	1.960	ug/l	1.32	16,913.05	7.420E-03	Pulse	0.10	3
Ba			1	1.056	ug/l	3.78	2,790.37	1.224E-03	Pulse	0.10	3
Ba			1	1.018	ug/l	3.89	4,520.84	1.983E-03	Pulse	0.10	3
Tl			1	0.470	ug/l	7.54	5,211.12	2.731E-03	Pulse	0.10	3
Tl			1	0.503	ug/l	3.10	13,183.01	6.910E-03	Pulse	0.10	3
Pb			1	0.451	ug/l	0.21	4,180.75	2.191E-03	Pulse	0.10	3
Pb			1	0.482	ug/l	3.92	3,967.37	2.079E-03	Pulse	0.10	3
Pb			1	0.485	ug/l	1.42	18,168.51	9.523E-03	Pulse	0.10	3

ISTD Table

Tune	Element	Mass	CPS	RSD(%)	ISTD Recovery%	Det	Time(sec)	Rep
1	Li		1,072,302.52	0.61	99.6	Pulse	0.10	3
1	Sc		1,509,471.64	0.79	99.2	Pulse	0.10	3
1	Ge		323,220.97	0.90	99.7	Pulse	0.10	3
1	Ge		447,430.67	0.83	99.2	Pulse	0.10	3
1	Rh		2,207,918.87	0.71	99.2	Pulse	0.10	3
1	In		2,279,523.23	0.30	100.1	Pulse	0.10	3
1	Tb		3,187,571.72	0.58	99.5	Pulse	0.10	3
1	Ho		315,113.35	0.27	100.1	Pulse	0.10	3
1	Bi		1,907,898.56	0.36	99.4	Pulse	0.10	3

Quantitation Report

File Name 006CALS.d
File Path C:\Agilent\ICPMH\1\DATA\xa091919w1.b
Method File
Method Path
Acq Time 9/19/2019 8:32
Sample Name STDC
Sample Type CalStd
Comment
Prep Dilution 1.000
Auto Dilution N/A
Total Dilution 1.000
Operator Name admin
Acq Mode Spectrum
Cal Title
Cal Type External Calibration
Last Calib 9/19/2019 9:23
Bkg File
Bkg Mode Count Subtraction except for ISTD
Interference File
FQ Blank File
VIS Fit Point to Point

Tune Step	Tune File
1	

FullQuant Table

Element	Mass	ISTD	Tune	Conc	Units	RSD(%)	CPS	Ratio	Det	Time(sec)	Rep
Be			1	4.944	ug/l	2.50	19,698.70	1.847E-02	Pulse	0.10	3
B			1	5.248	ug/l	6.50	15,514.01	1.455E-02	Pulse	0.15	3
Na			1	2.195	ug/l	2.78	321,418.33	2.127E-01	Pulse	0.10	3
Mg			1	5.094	ug/l	1.21	69,041.97	4.570E-02	Pulse	0.10	3
Al			1	4.356	ug/l	1.40	105,368.01	6.974E-02	Pulse	0.10	3
K			1	2.837	ug/l	24.05	1,749,403.73	1.158E+00	Pulse	0.10	3
Ca			1	16.205	ug/l	18.41	593.37	3.924E-04	Pulse	0.10	3
Ca			1	8.480	ug/l	6.32	14,410.11	9.538E-03	Pulse	0.10	3
Ti			1	4.922	ug/l	2.79	7,612.03	1.694E-02	Pulse	0.10	3
V			1	4.983	ug/l	2.28	102,952.42	2.291E-01	Pulse	0.30	3
Cr			1	5.066	ug/l	0.36	103,529.93	2.304E-01	Pulse	0.10	3
Cr			1	5.565	ug/l	8.80	50,762.58	1.130E-01	Pulse	0.10	3
Mn			1	4.965	ug/l	1.12	123,261.24	2.743E-01	Pulse	0.10	3
Fe			1	4.297	ug/l	7.85	1,264,142.17	2.813E+00	Pulse	0.10	3
Fe			1	2.971	ug/l	52.15	26,161.65	5.822E-02	Pulse	0.10	3
Co			1	5.017	ug/l	1.83	98,809.07	2.199E-01	Pulse	0.10	3
Ni			1	5.153	ug/l	3.94	22,058.64	4.908E-02	Pulse	0.10	3
Ni			1	5.006	ug/l	3.86	3,320.47	7.389E-03	Pulse	0.10	3
Cu			1	5.050	ug/l	0.41	53,786.12	1.197E-01	Pulse	0.10	3
Cu			1	4.940	ug/l	3.38	24,896.34	5.540E-02	Pulse	0.10	3
Zn			1	5.155	ug/l	3.76	14,310.17	3.184E-02	Pulse	0.10	3
Zn			1	4.893	ug/l	9.99	2,160.24	4.808E-03	Pulse	0.10	3
Zn			1	4.962	ug/l	5.51	10,143.57	2.257E-02	Pulse	0.10	3
As			1	4.584	ug/l	8.39	23,081.31	5.136E-02	Pulse	0.50	3
Se			1	7.689	ug/l	38.43	6,158.09	1.370E-02	Pulse	0.10	3
Se			1	4.660	ug/l	4.90	15,409.96	3.429E-02	Pulse	1.00	3
Se			1	4.824	ug/l	1.60	16,262.66	3.619E-02	Pulse	1.00	3
Kr			1	120.623	ug/l	43.85	133.34	2.966E-04	Pulse	0.10	3
Sr			1	4.961	ug/l	1.32	144,103.44	6.522E-02	Pulse	0.10	3
Mo			1	4.985	ug/l	2.95	27,941.84	1.265E-02	Pulse	0.10	3
Mo			1	4.678	ug/l	0.35	33,803.15	1.530E-02	Pulse	0.10	3
Mo			1	4.913	ug/l	3.10	17,507.02	7.924E-03	Pulse	0.10	3

Quantitation Report

Element	Mass	ISTD	Tune	Conc	Units	RSD(%)	CPS	Ratio	Det	Time(sec)	Rep
Mo			1	4.884	ug/l	2.49	44,506.49	2.014E-02	Pulse	0.10	3
Mo			1	65.891	ug/l	85.49	23.33	1.056E-05	Pulse	0.10	3
Cd			1	4.804	ug/l	13.96	1,443.46	6.324E-04	Pulse	0.10	3
Ag			1	5.035	ug/l	0.84	67,079.11	2.939E-02	Pulse	0.10	3
Cd			1	4.334	ug/l	13.53	883.40	3.869E-04	Pulse	0.10	3
Ag			1	4.925	ug/l	0.78	63,076.89	2.764E-02	Pulse	0.10	3
Cd			1	5.008	ug/l	0.78	13,482.97	5.907E-03	Pulse	0.10	3
Cd			1	5.008	ug/l	1.02	32,878.30	1.441E-02	Pulse	0.10	3
Sn			1	4.909	ug/l	3.08	46,165.29	2.023E-02	Pulse	0.10	3
Sb			1	4.970	ug/l	0.26	54,107.23	2.371E-02	Pulse	0.10	3
Sb			1	4.855	ug/l	2.13	41,495.93	1.818E-02	Pulse	0.10	3
Ba			1	4.929	ug/l	2.30	12,832.44	5.622E-03	Pulse	0.10	3
Ba			1	4.927	ug/l	0.45	21,732.68	9.522E-03	Pulse	0.10	3
Tl			1	4.950	ug/l	0.40	53,976.10	2.804E-02	Pulse	0.10	3
Tl			1	4.922	ug/l	0.36	128,034.15	6.652E-02	Pulse	0.10	3
Pb			1	5.026	ug/l	2.40	45,674.94	2.373E-02	Pulse	0.10	3
Pb			1	4.840	ug/l	1.44	38,915.76	2.022E-02	Pulse	0.10	3
Pb			1	4.961	ug/l	0.87	181,799.83	9.446E-02	Pulse	0.10	3

ISTD Table

Tune	Element	Mass	CPS	RSD(%)	ISTD Recovery%	Det	Time(sec)	Rep
1	Li		1,066,349.84	0.48	99.1	Pulse	0.10	3
1	Sc		1,510,935.13	0.71	99.3	Pulse	0.10	3
1	Ge		322,690.89	0.67	99.6	Pulse	0.10	3
1	Ge		449,418.93	0.56	99.6	Pulse	0.10	3
1	Rh		2,209,674.81	0.74	99.2	Pulse	0.10	3
1	In		2,282,407.15	0.48	100.3	Pulse	0.10	3
1	Tb		3,209,038.91	0.60	100.2	Pulse	0.10	3
1	Ho		317,810.41	0.96	101.0	Pulse	0.10	3
1	Bi		1,924,686.90	0.07	100.3	Pulse	0.10	3

Quantitation Report

File Name 007CALS.d
File Path C:\Agilent\ICPMH\1\DATA\xa091919w1.b
Method File
Method Path
Acq Time 9/19/2019 8:35
Sample Name STDD
Sample Type CalStd
Comment
Prep Dilution 1.000
Auto Dilution N/A
Total Dilution 1.000
Operator Name admin
Acq Mode Spectrum
Cal Title
Cal Type External Calibration
Last Calib 9/19/2019 9:23
Bkg File
Bkg Mode Count Subtraction except for ISTD
Interference File
FQ Blank File
VIS Fit Point to Point

Tune Step	Tune File
1	

FullQuant Table

Element	Mass	ISTD	Tune	Conc	Units	RSD(%)	CPS	Ratio	Det	Time(sec)	Rep
Be			1	25.348	ug/l	1.33	99,114.32	9.470E-02	Pulse	0.10	3
B			1	24.788	ug/l	0.35	56,781.41	5.426E-02	Pulse	0.15	3
Na			1	23.026	ug/l	0.81	716,038.14	4.844E-01	Pulse	0.10	3
Mg			1	25.852	ug/l	0.95	319,730.82	2.163E-01	Pulse	0.10	3
Al			1	25.146	ug/l	0.09	404,945.00	2.739E-01	Pulse	0.10	3
K			1	25.398	ug/l	4.86	2,077,350.44	1.405E+00	Pulse	0.10	3
Ca			1	47.422	ug/l	6.96	1,550.14	1.049E-03	Pulse	0.10	3
Ca			1	36.410	ug/l	4.29	28,077.92	1.899E-02	Pulse	0.10	3
Ti			1	25.420	ug/l	2.93	38,338.43	8.680E-02	Pulse	0.10	3
V			1	24.881	ug/l	1.29	507,202.79	1.148E+00	Pulse	0.30	3
Cr			1	24.928	ug/l	0.47	459,220.24	1.040E+00	Pulse	0.10	3
Cr			1	25.598	ug/l	3.92	89,978.22	2.037E-01	Pulse	0.10	3
Mn			1	24.905	ug/l	1.80	594,385.85	1.345E+00	Pulse	0.10	3
Fe			1	24.627	ug/l	4.87	1,639,425.29	3.712E+00	Pulse	0.10	3
Fe			1	27.044	ug/l	3.46	36,982.40	8.371E-02	Pulse	0.10	3
Co			1	25.045	ug/l	0.64	483,866.71	1.095E+00	Pulse	0.10	3
Ni			1	24.782	ug/l	0.54	103,444.61	2.342E-01	Pulse	0.10	3
Ni			1	24.722	ug/l	1.79	15,431.09	3.493E-02	Pulse	0.10	3
Cu			1	24.938	ug/l	0.41	253,169.07	5.731E-01	Pulse	0.10	3
Cu			1	24.840	ug/l	1.40	119,359.57	2.702E-01	Pulse	0.10	3
Zn			1	25.965	ug/l	1.86	65,986.97	1.493E-01	Pulse	0.10	3
Zn			1	24.328	ug/l	2.02	9,689.89	2.194E-02	Pulse	0.10	3
Zn			1	25.484	ug/l	1.59	47,165.56	1.068E-01	Pulse	0.10	3
As			1	25.204	ug/l	1.04	69,683.65	1.578E-01	Pulse	0.50	3
Se			1	24.017	ug/l	4.47	7,915.56	1.792E-02	Pulse	0.10	3
Se			1	25.091	ug/l	2.68	23,666.78	5.359E-02	Pulse	1.00	3
Se			1	25.894	ug/l	2.62	28,011.05	6.343E-02	Pulse	1.00	3
Kr			1	79.263	ug/l	46.67	86.67	1.949E-04	Pulse	0.10	3
Sr			1	25.039	ug/l	0.77	707,877.98	3.288E-01	Pulse	0.10	3
Mo			1	25.074	ug/l	1.97	136,799.95	6.354E-02	Pulse	0.10	3
Mo			1	24.914	ug/l	0.65	175,206.94	8.137E-02	Pulse	0.10	3
Mo			1	24.894	ug/l	0.18	86,333.11	4.009E-02	Pulse	0.10	3

Quantitation Report

Element	Mass	ISTD	Tune	Conc	Units	RSD(%)	CPS	Ratio	Det	Time(sec)	Rep
Mo			1	25.126	ug/l	0.64	222,851.70	1.035E-01	Pulse	0.10	3
Mo			1	101.873	ug/l	275.32	26.67	1.224E-05	Pulse	0.10	3
Cd			1	24.485	ug/l	0.65	7,001.78	3.133E-03	Pulse	0.10	3
Ag			1	25.237	ug/l	0.71	329,247.76	1.473E-01	Pulse	0.10	3
Cd			1	24.753	ug/l	2.89	4,810.92	2.153E-03	Pulse	0.10	3
Ag			1	25.262	ug/l	1.20	316,736.57	1.417E-01	Pulse	0.10	3
Cd			1	24.837	ug/l	0.49	65,295.53	2.922E-02	Pulse	0.10	3
Cd			1	25.082	ug/l	1.42	159,115.03	7.121E-02	Pulse	0.10	3
Sn			1	24.628	ug/l	0.79	216,823.88	9.701E-02	Pulse	0.10	3
Sb			1	25.107	ug/l	1.22	266,915.99	1.194E-01	Pulse	0.10	3
Sb			1	24.918	ug/l	0.46	207,341.64	9.277E-02	Pulse	0.10	3
Ba			1	25.207	ug/l	1.63	64,025.92	2.865E-02	Pulse	0.10	3
Ba			1	25.415	ug/l	0.75	109,598.52	4.904E-02	Pulse	0.10	3
Tl			1	24.872	ug/l	0.43	265,203.52	1.406E-01	Pulse	0.10	3
Tl			1	24.880	ug/l	1.47	633,103.54	3.358E-01	Pulse	0.10	3
Pb			1	25.049	ug/l	0.80	222,525.76	1.180E-01	Pulse	0.10	3
Pb			1	25.080	ug/l	0.82	197,008.87	1.045E-01	Pulse	0.10	3
Pb			1	25.070	ug/l	0.20	897,778.74	4.760E-01	Pulse	0.10	3

ISTD Table

Tune	Element	Mass	CPS	RSD(%)	ISTD Recovery%	Det	Time(sec)	Rep
1	Li		1,046,464.57	1.90	97.2	Pulse	0.10	3
1	Sc		1,478,316.33	2.26	97.2	Pulse	0.10	3
1	Ge		319,568.94	2.83	98.6	Pulse	0.10	3
1	Ge		441,715.45	2.23	97.9	Pulse	0.10	3
1	Rh		2,153,392.52	2.43	96.7	Pulse	0.10	3
1	In		2,235,063.51	2.41	98.2	Pulse	0.10	3
1	Tb		3,171,689.12	2.77	99.0	Pulse	0.10	3
1	Ho		312,206.04	3.64	99.2	Pulse	0.10	3
1	Bi		1,885,979.66	2.82	98.3	Pulse	0.10	3

Quantitation Report

File Name 008CALS.d
File Path C:\Agilent\ICPMH\1\DATA\xa091919w1.b
Method File
Method Path
Acq Time 9/19/2019 8:39
Sample Name STDE
Sample Type CalStd
Comment
Prep Dilution 1.000
Auto Dilution N/A
Total Dilution 1.000
Operator Name admin
Acq Mode Spectrum
Cal Title
Cal Type External Calibration
Last Calib 9/19/2019 9:23
Bkg File
Bkg Mode Count Subtraction except for ISTD
Interference File
FQ Blank File
VIS Fit Point to Point

Tune Step	Tune File
1	

FullQuant Table

Element	Mass	ISTD	Tune	Conc	Units	RSD(%)	CPS	Ratio	Det	Time(sec)	Rep
Be			1	50.232	ug/l	1.72	189,360.21	1.877E-01	Pulse	0.10	3
B			1	49.881	ug/l	0.92	106,212.75	1.053E-01	Pulse	0.15	3
Na			1	48.582	ug/l	2.22	1,158,948.19	8.177E-01	Pulse	0.10	3
Mg			1	51.260	ug/l	1.70	602,600.83	4.252E-01	Pulse	0.10	3
Al			1	50.212	ug/l	1.87	737,174.94	5.201E-01	Pulse	0.10	3
K			1	53.635	ug/l	4.14	2,431,183.14	1.715E+00	Pulse	0.10	3
Ca			1	81.431	ug/l	7.77	2,500.31	1.765E-03	Pulse	0.10	3
Ca			1	62.880	ug/l	1.37	39,631.49	2.796E-02	Pulse	0.10	3
Ti			1	50.694	ug/l	0.45	73,181.53	1.729E-01	Pulse	0.10	3
V			1	50.399	ug/l	0.67	984,692.27	2.327E+00	Pulse	0.30	3
Cr			1	49.891	ug/l	0.97	870,242.49	2.057E+00	Pulse	0.10	3
Cr			1	48.532	ug/l	2.38	130,193.07	3.077E-01	Pulse	0.10	3
Mn			1	50.130	ug/l	0.74	1,142,770.58	2.701E+00	Pulse	0.10	3
Fe			1	50.640	ug/l	2.06	2,057,817.63	4.863E+00	Pulse	0.10	3
Fe			1	50.359	ug/l	2.28	45,874.61	1.084E-01	Pulse	0.10	3
Co			1	50.377	ug/l	1.13	932,161.03	2.203E+00	Pulse	0.10	3
Ni			1	50.213	ug/l	0.86	200,561.96	4.740E-01	Pulse	0.10	3
Ni			1	50.970	ug/l	2.06	30,295.39	7.158E-02	Pulse	0.10	3
Cu			1	50.079	ug/l	0.59	485,115.06	1.146E+00	Pulse	0.10	3
Cu			1	50.178	ug/l	0.84	230,038.06	5.436E-01	Pulse	0.10	3
Zn			1	49.930	ug/l	0.54	120,464.71	2.847E-01	Pulse	0.10	3
Zn			1	51.046	ug/l	2.09	19,248.59	4.549E-02	Pulse	0.10	3
Zn			1	50.032	ug/l	0.24	87,805.73	2.075E-01	Pulse	0.10	3
As			1	50.329	ug/l	1.12	121,632.02	2.874E-01	Pulse	0.50	3
Se			1	50.212	ug/l	12.52	10,450.45	2.470E-02	Pulse	0.10	3
Se			1	50.979	ug/l	0.44	33,025.93	7.804E-02	Pulse	1.00	3
Se			1	52.171	ug/l	0.51	41,216.73	9.740E-02	Pulse	1.00	3
Kr			1	109.001	ug/l	20.85	113.34	2.680E-04	Pulse	0.10	3
Sr			1	50.124	ug/l	0.77	1,365,087.01	6.580E-01	Pulse	0.10	3
Mo			1	50.018	ug/l	0.94	262,898.59	1.267E-01	Pulse	0.10	3
Mo			1	49.984	ug/l	1.33	338,583.19	1.632E-01	Pulse	0.10	3
Mo			1	49.952	ug/l	2.65	166,833.19	8.043E-02	Pulse	0.10	3

Quantitation Report

Element	Mass	ISTD	Tune	Conc	Units	RSD(%)	CPS	Ratio	Det	Time(sec)	Rep
Mo			1	49.914	ug/l	1.16	426,380.69	2.055E-01	Pulse	0.10	3
Mo			1	186.526	ug/l	181.30	33.33	1.619E-05	Pulse	0.10	3
Cd			1	51.477	ug/l	2.13	14,220.19	6.563E-03	Pulse	0.10	3
Ag			1	49.203	ug/l	1.14	622,267.59	2.872E-01	Pulse	0.10	3
Cd			1	50.639	ug/l	2.50	9,519.86	4.393E-03	Pulse	0.10	3
Ag			1	49.158	ug/l	1.37	597,528.78	2.757E-01	Pulse	0.10	3
Cd			1	50.231	ug/l	2.73	127,985.20	5.907E-02	Pulse	0.10	3
Cd			1	49.841	ug/l	0.79	306,125.97	1.413E-01	Pulse	0.10	3
Sn			1	49.738	ug/l	1.02	422,113.60	1.948E-01	Pulse	0.10	3
Sb			1	50.064	ug/l	0.84	515,847.63	2.380E-01	Pulse	0.10	3
Sb			1	49.497	ug/l	1.27	399,047.30	1.842E-01	Pulse	0.10	3
Ba			1	50.203	ug/l	0.10	123,598.14	5.703E-02	Pulse	0.10	3
Ba			1	50.495	ug/l	1.43	211,094.91	9.741E-02	Pulse	0.10	3
Tl			1	49.782	ug/l	1.03	517,997.26	2.814E-01	Pulse	0.10	3
Tl			1	49.690	ug/l	0.47	1,234,385.22	6.705E-01	Pulse	0.10	3
Pb			1	50.137	ug/l	0.22	434,735.67	2.361E-01	Pulse	0.10	3
Pb			1	49.870	ug/l	0.25	382,320.78	2.077E-01	Pulse	0.10	3
Pb			1	49.834	ug/l	0.17	1,741,587.58	9.460E-01	Pulse	0.10	3

ISTD Table

Tune	Element	Mass	CPS	RSD(%)	ISTD Recovery%	Det	Time(sec)	Rep
1	Li		1,009,050.79	0.09	93.7	Pulse	0.10	3
1	Sc		1,417,579.72	1.35	93.2	Pulse	0.10	3
1	Ge		303,077.39	0.44	93.5	Pulse	0.10	3
1	Ge		423,173.46	0.63	93.8	Pulse	0.10	3
1	Rh		2,074,544.39	1.12	93.2	Pulse	0.10	3
1	In		2,167,110.94	0.99	95.2	Pulse	0.10	3
1	Tb		3,051,173.70	1.82	95.2	Pulse	0.10	3
1	Ho		300,118.21	1.33	95.4	Pulse	0.10	3
1	Bi		1,841,079.34	1.05	95.9	Pulse	0.10	3

Quantitation Report

File Name 009CALS.d
File Path C:\Agilent\ICPMH\1\DATA\xa091919w1.b
Method File
Method Path
Acq Time 9/19/2019 8:42
Sample Name STDF
Sample Type CalStd
Comment
Prep Dilution 1.000
Auto Dilution N/A
Total Dilution 1.000
Operator Name admin
Acq Mode Spectrum
Cal Title
Cal Type External Calibration
Last Calib 9/19/2019 9:23
Bkg File
Bkg Mode Count Subtraction except for ISTD
Interference File
FQ Blank File
VIS Fit Point to Point

Tune Step	Tune File
1	

FullQuant Table

Element	Mass	ISTD	Tune	Conc	Units	RSD(%)	CPS	Ratio	Det	Time(sec)	Rep
Be			1	99.559	ug/l	1.00	380,678.56	3.719E-01	Pulse	0.10	3
B			1	96.289	ug/l	0.92	204,242.20	1.996E-01	Pulse	0.15	3
Na			1	99.328	ug/l	1.10	2,113,594.97	1.479E+00	Pulse	0.10	3
Mg			1	102.877	ug/l	0.65	1,213,484.36	8.494E-01	Pulse	0.10	3
Al			1	100.827	ug/l	0.17	1,453,161.02	1.017E+00	Pulse	0.10	3
K			1	104.677	ug/l	0.93	3,250,340.27	2.275E+00	Pulse	0.10	3
Ca			1	146.344	ug/l	7.13	4,470.80	3.131E-03	Pulse	0.10	3
Ca			1	125.544	ug/l	2.69	70,245.72	4.918E-02	Pulse	0.10	3
Ti			1	99.552	ug/l	1.15	145,654.51	3.395E-01	Pulse	0.10	3
V			1	99.832	ug/l	1.06	1,978,137.81	4.610E+00	Pulse	0.30	3
Cr			1	100.069	ug/l	0.89	1,759,570.34	4.101E+00	Pulse	0.10	3
Cr			1	100.205	ug/l	0.93	232,484.31	5.418E-01	Pulse	0.10	3
Mn			1	100.015	ug/l	0.33	2,308,517.52	5.380E+00	Pulse	0.10	3
Fe			1	98.494	ug/l	1.31	2,994,612.35	6.980E+00	Pulse	0.10	3
Fe			1	102.199	ug/l	0.48	70,073.20	1.633E-01	Pulse	0.10	3
Co			1	99.935	ug/l	0.53	1,874,740.34	4.369E+00	Pulse	0.10	3
Ni			1	99.861	ug/l	1.28	404,247.38	9.421E-01	Pulse	0.10	3
Ni			1	99.552	ug/l	2.22	59,833.35	1.394E-01	Pulse	0.10	3
Cu			1	99.974	ug/l	0.58	979,951.21	2.284E+00	Pulse	0.10	3
Cu			1	99.834	ug/l	1.22	463,145.42	1.079E+00	Pulse	0.10	3
Zn			1	100.140	ug/l	0.54	243,790.33	5.682E-01	Pulse	0.10	3
Zn			1	99.643	ug/l	2.46	37,898.12	8.833E-02	Pulse	0.10	3
Zn			1	98.740	ug/l	0.84	174,769.16	4.073E-01	Pulse	0.10	3
As			1	99.805	ug/l	0.43	232,849.92	5.427E-01	Pulse	0.50	3
Se			1	100.010	ug/l	6.78	16,128.55	3.758E-02	Pulse	0.10	3
Se			1	99.506	ug/l	0.32	53,153.29	1.239E-01	Pulse	1.00	3
Se			1	102.206	ug/l	0.42	69,545.27	1.621E-01	Pulse	1.00	3
Kr			1	50.535	ug/l	21.35	53.33	1.242E-04	Pulse	0.10	3
Sr			1	100.002	ug/l	0.57	2,759,705.38	1.313E+00	Pulse	0.10	3
Mo			1	99.974	ug/l	1.07	532,422.78	2.533E-01	Pulse	0.10	3
Mo			1	100.046	ug/l	0.05	686,741.99	3.267E-01	Pulse	0.10	3
Mo			1	100.055	ug/l	0.70	338,661.93	1.611E-01	Pulse	0.10	3

Quantitation Report

Element	Mass	ISTD	Tune	Conc	Units	RSD(%)	CPS	Ratio	Det	Time(sec)	Rep
Mo			1	100.018	ug/l	0.63	865,805.81	4.118E-01	Pulse	0.10	3
Mo			1	9.957	ug/l	610.48	16.67	7.954E-06	Pulse	0.10	3
Cd			1	99.400	ug/l	0.78	27,831.92	1.265E-02	Pulse	0.10	3
Ag			1	100.554	ug/l	0.66	1,291,089.56	5.869E-01	Pulse	0.10	3
Cd			1	100.031	ug/l	1.33	19,065.45	8.666E-03	Pulse	0.10	3
Ag			1	100.694	ug/l	0.81	1,242,671.78	5.648E-01	Pulse	0.10	3
Cd			1	99.992	ug/l	1.19	258,618.90	1.176E-01	Pulse	0.10	3
Cd			1	100.058	ug/l	0.16	623,377.99	2.834E-01	Pulse	0.10	3
Sn			1	100.138	ug/l	0.19	860,290.40	3.910E-01	Pulse	0.10	3
Sb			1	99.499	ug/l	0.53	1,040,606.08	4.730E-01	Pulse	0.10	3
Sb			1	99.381	ug/l	0.28	813,106.45	3.696E-01	Pulse	0.10	3
Ba			1	99.850	ug/l	0.20	249,497.75	1.134E-01	Pulse	0.10	3
Ba			1	102.021	ug/l	0.68	432,942.94	1.968E-01	Pulse	0.10	3
Tl			1	100.143	ug/l	0.44	1,059,422.59	5.659E-01	Pulse	0.10	3
Tl			1	100.515	ug/l	0.23	2,538,720.43	1.356E+00	Pulse	0.10	3
Pb			1	99.918	ug/l	0.16	880,785.27	4.705E-01	Pulse	0.10	3
Pb			1	100.053	ug/l	0.63	779,778.90	4.166E-01	Pulse	0.10	3
Pb			1	100.152	ug/l	0.14	3,558,224.87	1.901E+00	Pulse	0.10	3

ISTD Table

Tune	Element	Mass	CPS	RSD(%)	ISTD Recovery%	Det	Time(sec)	Rep
1	Li		1,023,486.10	1.76	95.1	Pulse	0.10	3
1	Sc		1,428,573.21	0.85	93.9	Pulse	0.10	3
1	Ge		308,715.69	1.46	95.3	Pulse	0.10	3
1	Ge		429,051.65	1.01	95.1	Pulse	0.10	3
1	Rh		2,102,200.54	1.41	94.4	Pulse	0.10	3
1	In		2,199,954.09	1.19	96.6	Pulse	0.10	3
1	Tb		3,098,154.64	2.10	96.7	Pulse	0.10	3
1	Ho		303,963.70	1.53	96.6	Pulse	0.10	3
1	Bi		1,871,954.97	1.26	97.5	Pulse	0.10	3

Quantitation Report

File Name	010CALS.d
File Path	C:\Agilent\ICPMH\1\DATA\xa091919w1.b
Method File	
Method Path	
Acq Time	9/19/2019 8:45
Sample Name	STDG
Sample Type	CalStd
Comment	
Prep Dilution	1.000
Auto Dilution	N/A
Total Dilution	1.000
Operator Name	admin
Acq Mode	Spectrum
Cal Title	
Cal Type	External Calibration
Last Calib	9/19/2019 9:23
Bkg File	
Bkg Mode	Count Subtraction except for ISTD
Interference File	
FQ Blank File	
VIS Fit	Point to Point

Tune Step	Tune File
1	

FullQuant Table

Element	Mass	ISTD	Tune	Conc	Units	RSD(%)	CPS	Ratio	Det	Time(sec)	Rep
Be			1	0.032	ug/l	16.71	123.34	1.226E-04	Pulse	0.10	3
B			1	205.937	ug/l	0.71	424,582.62	4.224E-01	Pulse	0.15	3
Na			1	500.016	ug/l	0.03	9,478,139.65	6.705E+00	Analog	0.10	3
Mg			1	509.609	ug/l	0.59	5,926,403.04	4.192E+00	Analog	0.10	3
Al			1	500.810	ug/l	0.77	6,991,061.77	4.946E+00	Analog	0.10	3
K			1	511.023	ug/l	0.46	9,519,023.82	6.734E+00	Analog	0.10	3
Ca			1	512.726	ug/l	2.82	15,324.28	1.084E-02	Pulse	0.10	3
Ca			1	504.964	ug/l	1.15	251,117.95	1.776E-01	Pulse	0.10	3
Ti			1	0.019	ug/l	115.16	96.67	2.281E-04	Pulse	0.10	3
V			1	0.113	ug/l	104.30	1,728.89	4.091E-03	Pulse	0.30	3
Cr			1	-0.022	ug/l	-48.86	9,776.62	2.308E-02	Pulse	0.10	3
Cr			1	-5.229	ug/l	-3.36	27,133.05	6.404E-02	Pulse	0.10	3
Mn			1	0.038	ug/l	25.78	4,067.34	9.601E-03	Pulse	0.10	3
Fe			1	506.444	ug/l	0.72	10,602,746.92	2.503E+01	Analog	0.10	3
Fe			1	503.964	ug/l	0.54	249,470.14	5.889E-01	Pulse	0.10	3
Co			1	0.043	ug/l	28.92	1,023.41	2.417E-03	Pulse	0.10	3
Ni			1	0.089	ug/l	18.33	566.70	1.337E-03	Pulse	0.10	3
Ni			1	0.132	ug/l	51.77	246.68	5.823E-04	Pulse	0.10	3
Cu			1	0.208	ug/l	1.72	3,930.61	9.278E-03	Pulse	0.10	3
Cu			1	0.234	ug/l	14.88	1,953.53	4.611E-03	Pulse	0.10	3
Zn			1	1.334	ug/l	3.07	4,350.75	1.027E-02	Pulse	0.10	3
Zn			1	1.188	ug/l	13.93	653.37	1.542E-03	Pulse	0.10	3
Zn			1	1.213	ug/l	11.55	3,047.08	7.194E-03	Pulse	0.10	3
As			1	0.717	ug/l	96.17	13,311.38	3.141E-02	Pulse	0.50	3
Se			1	214.781	ug/l	2.54	28,499.29	6.728E-02	Pulse	0.10	3
Se			1	194.796	ug/l	0.24	90,620.47	2.139E-01	Pulse	1.00	3
Se			1	200.883	ug/l	0.58	122,716.52	2.897E-01	Pulse	1.00	3
Kr			1	86.421	ug/l	22.39	90.00	2.125E-04	Pulse	0.10	3
Sr			1	0.025	ug/l	11.06	886.73	4.290E-04	Pulse	0.10	3
Mo			1	0.133	ug/l	28.75	730.05	3.530E-04	Pulse	0.10	3
Mo			1	0.127	ug/l	20.33	906.73	4.383E-04	Pulse	0.10	3
Mo			1	0.122	ug/l	13.17	436.69	2.112E-04	Pulse	0.10	3
Mo			1	0.118	ug/l	12.08	1,077.16	5.209E-04	Pulse	0.10	3
Mo			1	46.812	ug/l	219.72	20.00	9.672E-06	Pulse	0.10	3

Quantitation Report

Element	Mass	ISTD	Tune	Conc	Units	RSD(%)	CPS	Ratio	Det	Time(sec)	Rep
Cd			1	-0.003	ug/l	-2992.36	46.67	2.153E-05	Pulse	0.10	3
Ag			1	0.020	ug/l	31.16	270.01	1.247E-04	Pulse	0.10	3
Cd			1	0.057	ug/l	440.59	36.67	1.691E-05	Pulse	0.10	3
Ag			1	0.017	ug/l	19.02	230.01	1.063E-04	Pulse	0.10	3
Cd			1	0.004	ug/l	163.58	53.33	2.465E-05	Pulse	0.10	3
Cd			1	-0.045	ug/l	-5.36	233.34	1.078E-04	Pulse	0.10	3
Sn			1	0.063	ug/l	72.30	2,937.05	1.357E-03	Pulse	0.10	3
Sb			1	0.600	ug/l	14.64	6,348.21	2.933E-03	Pulse	0.10	3
Sb			1	0.599	ug/l	13.65	5,104.38	2.359E-03	Pulse	0.10	3
Ba			1	0.021	ug/l	38.79	106.67	4.927E-05	Pulse	0.10	3
Ba			1	0.031	ug/l	35.06	170.01	7.852E-05	Pulse	0.10	3
Tl			1	0.025	ug/l	11.74	403.36	2.192E-04	Pulse	0.10	3
Tl			1	0.026	ug/l	17.42	863.40	4.692E-04	Pulse	0.10	3
Pb			1	0.032	ug/l	10.03	403.35	2.192E-04	Pulse	0.10	3
Pb			1	0.031	ug/l	11.84	370.02	2.011E-04	Pulse	0.10	3
Pb			1	0.027	ug/l	6.87	1,543.43	8.383E-04	Pulse	0.10	3

ISTD Table

Tune	Element	Mass	CPS	RSD(%)	ISTD Recovery%	Det	Time(sec)	Rep
1	Li		1,005,136.38	0.60	93.4	Pulse	0.10	3
1	Sc		1,413,608.26	0.39	92.9	Pulse	0.10	3
1	Ge		302,571.71	0.57	93.4	Pulse	0.10	3
1	Ge		423,650.09	0.52	93.9	Pulse	0.10	3
1	Rh		2,066,353.46	0.91	92.8	Pulse	0.10	3
1	In		2,164,051.05	0.56	95.1	Pulse	0.10	3
1	Tb		3,077,687.77	1.01	96.1	Pulse	0.10	3
1	Ho		303,788.82	0.59	96.5	Pulse	0.10	3
1	Bi		1,840,759.51	0.68	95.9	Pulse	0.10	3

Quantitation Report

File Name 011CALS.d
File Path C:\Agilent\ICPMH\1\DATA\xa091919w1.b
Method File
Method Path
Acq Time 9/19/2019 8:49
Sample Name STDH
Sample Type CalStd
Comment
Prep Dilution 1.000
Auto Dilution N/A
Total Dilution 1.000
Operator Name admin
Acq Mode Spectrum
Cal Title
Cal Type External Calibration
Last Calib 9/19/2019 9:23
Bkg File
Bkg Mode Count Subtraction except for ISTD
Interference File
FQ Blank File
VIS Fit Point to Point

Tune Step	Tune File
1	

FullQuant Table

Element	Mass	ISTD	Tune	Conc	Units	RSD(%)	CPS	Ratio	Det	Time(sec)	Rep
Be			1	0.011	ug/l	13.45	43.33	4.272E-05	Pulse	0.10	3
B			1	5.924	ug/l	5.55	16,141.35	1.592E-02	Pulse	0.15	3
Na			1	1009.645	ug/l	1.11	18,964,652.64	1.335E+01	Analog	0.10	3
Mg			1	1022.604	ug/l	1.29	11,944,469.40	8.409E+00	Analog	0.10	3
Al			1	996.415	ug/l	1.51	13,938,706.46	9.813E+00	Analog	0.10	3
K			1	1018.024	ug/l	1.92	17,466,835.57	1.230E+01	Analog	0.10	3
Ca			1	1017.770	ug/l	0.84	30,495.19	2.147E-02	Pulse	0.10	3
Ca			1	1023.740	ug/l	0.45	501,881.37	3.533E-01	Pulse	0.10	3
Ti			1	-0.002	ug/l	-938.97	66.67	1.546E-04	Pulse	0.10	3
V			1	-0.069	ug/l	-214.33	-1,859.14	-4.282E-03	Pulse	0.30	3
Cr			1	-0.048	ug/l	-20.61	9,509.77	2.203E-02	Pulse	0.10	3
Cr			1	-3.635	ug/l	-13.90	30,769.54	7.127E-02	Pulse	0.10	3
Mn			1	0.025	ug/l	26.63	3,853.92	8.928E-03	Pulse	0.10	3
Fe			1	999.511	ug/l	0.16	20,219,768.87	4.684E+01	Analog	0.10	3
Fe			1	991.630	ug/l	1.72	477,209.12	1.105E+00	Pulse	0.10	3
Co			1	0.043	ug/l	1.50	1,050.08	2.433E-03	Pulse	0.10	3
Ni			1	0.046	ug/l	31.53	400.02	9.261E-04	Pulse	0.10	3
Ni			1	0.091	ug/l	82.16	226.68	5.252E-04	Pulse	0.10	3
Cu			1	0.018	ug/l	69.59	2,136.90	4.950E-03	Pulse	0.10	3
Cu			1	0.046	ug/l	98.23	1,116.75	2.589E-03	Pulse	0.10	3
Zn			1	0.380	ug/l	1.54	2,106.88	4.880E-03	Pulse	0.10	3
Zn			1	0.279	ug/l	89.08	320.02	7.411E-04	Pulse	0.10	3
Zn			1	0.348	ug/l	31.45	1,573.47	3.644E-03	Pulse	0.10	3
As			1	1.147	ug/l	61.22	14,521.00	3.363E-02	Pulse	0.50	3
Se			1	427.738	ug/l	1.60	52,823.87	1.224E-01	Pulse	0.10	3
Se			1	378.538	ug/l	0.42	167,271.19	3.875E-01	Pulse	1.00	3
Se			1	390.529	ug/l	0.30	230,893.08	5.349E-01	Pulse	1.00	3
Kr			1	84.892	ug/l	30.00	90.00	2.087E-04	Pulse	0.10	3
Sr			1	0.023	ug/l	16.14	836.73	4.014E-04	Pulse	0.10	3
Mo			1	0.037	ug/l	18.56	230.01	1.103E-04	Pulse	0.10	3
Mo			1	0.098	ug/l	31.77	713.38	3.423E-04	Pulse	0.10	3
Mo			1	0.042	ug/l	39.84	173.34	8.312E-05	Pulse	0.10	3
Mo			1	0.050	ug/l	23.35	497.59	2.387E-04	Pulse	0.10	3
Mo			1	10.747	ug/l	550.46	16.67	7.991E-06	Pulse	0.10	3

Quantitation Report

Element	Mass	ISTD	Tune	Conc	Units	RSD(%)	CPS	Ratio	Det	Time(sec)	Rep
Cd			1	-0.053	ug/l	-104.91	33.33	1.528E-05	Pulse	0.10	3
Ag			1	0.003	ug/l	77.06	50.00	2.291E-05	Pulse	0.10	3
Cd			1	0.162	ug/l	18.72	56.67	2.597E-05	Pulse	0.10	3
Ag			1	0.007	ug/l	44.37	103.34	4.736E-05	Pulse	0.10	3
Cd			1	-0.006	ug/l	-139.50	30.00	1.375E-05	Pulse	0.10	3
Cd			1	-0.057	ug/l	-14.20	160.01	7.332E-05	Pulse	0.10	3
Sn			1	-0.051	ug/l	-12.42	1,990.22	9.124E-04	Pulse	0.10	3
Sb			1	0.224	ug/l	13.58	2,498.65	1.146E-03	Pulse	0.10	3
Sb			1	0.215	ug/l	20.54	2,030.20	9.308E-04	Pulse	0.10	3
Ba			1	0.000	ug/l	-2125.40	53.34	2.446E-05	Pulse	0.10	3
Ba			1	0.009	ug/l	67.53	80.00	3.668E-05	Pulse	0.10	3
Tl			1	0.007	ug/l	57.85	213.34	1.142E-04	Pulse	0.10	3
Tl			1	0.010	ug/l	28.36	470.03	2.516E-04	Pulse	0.10	3
Pb			1	0.016	ug/l	48.73	263.35	1.409E-04	Pulse	0.10	3
Pb			1	0.022	ug/l	36.09	310.02	1.659E-04	Pulse	0.10	3
Pb			1	0.016	ug/l	37.04	1,180.07	6.318E-04	Pulse	0.10	3

ISTD Table

Tune	Element	Mass	CPS	RSD(%)	ISTD Recovery%	Det	Time(sec)	Rep
1	Li		1,013,745.46	0.81	94.2	Pulse	0.10	3
1	Sc		1,420,542.11	0.89	93.4	Pulse	0.10	3
1	Ge		306,630.60	0.21	94.6	Pulse	0.10	3
1	Ge		431,691.67	0.55	95.7	Pulse	0.10	3
1	Rh		2,084,783.35	0.20	93.6	Pulse	0.10	3
1	In		2,181,454.27	0.19	95.8	Pulse	0.10	3
1	Tb		3,120,686.72	0.68	97.4	Pulse	0.10	3
1	Ho		305,326.32	0.88	97.0	Pulse	0.10	3
1	Bi		1,868,652.73	0.41	97.4	Pulse	0.10	3

Quantitation Report

File Name	012CALS.d
File Path	C:\Agilent\ICPMH\1\DATA\xa091919w1.b
Method File	
Method Path	
Acq Time	9/19/2019 8:52
Sample Name	STDI
Sample Type	CalStd
Comment	
Prep Dilution	1.000
Auto Dilution	N/A
Total Dilution	1.000
Operator Name	admin
Acq Mode	Spectrum
Cal Title	
Cal Type	External Calibration
Last Calib	9/19/2019 9:23
Bkg File	
Bkg Mode	Count Subtraction except for ISTD
Interference File	
FQ Blank File	
VIS Fit	Point to Point

Tune Step	Tune File
1	

FullQuant Table

Element	Mass	ISTD	Tune	Conc	Units	RSD(%)	CPS	Ratio	Det	Time(sec)	Rep
Be			1	0.013	ug/l	79.52	53.33	5.237E-05	Pulse	0.10	3
B			1	3.085	ug/l	9.20	10,310.00	1.016E-02	Pulse	0.15	3
Na			1	4947.244	ug/l	1.43	93,562,251.94	6.470E+01	Analog	0.10	3
Mg			1	5007.207	ug/l	0.62	59,521,134.11	4.116E+01	Analog	0.10	3
Al			1	4834.485	ug/l	0.40	68,701,322.31	4.751E+01	Analog	0.10	3
K			1	4998.267	ug/l	1.07	80,936,317.13	5.597E+01	Analog	0.10	3
Ca			1	4924.427	ug/l	1.04	149,916.48	1.037E-01	Pulse	0.10	3
Ca			1	4973.577	ug/l	0.92	2,444,907.88	1.691E+00	Pulse	0.10	3
Ti			1	0.007	ug/l	258.10	80.00	1.872E-04	Pulse	0.10	3
V			1	-0.077	ug/l	-35.98	-1,996.86	-4.660E-03	Pulse	0.30	3
Cr			1	-0.043	ug/l	-34.85	9,519.80	2.223E-02	Pulse	0.10	3
Cr			1	-2.996	ug/l	-3.20	31,755.01	7.416E-02	Pulse	0.10	3
Mn			1	0.079	ug/l	3.44	5,051.00	1.180E-02	Pulse	0.10	3
Fe			1	5013.511	ug/l	0.51	96,094,058.57	2.244E+02	Analog	0.10	3
Fe			1	5036.563	ug/l	0.95	2,307,796.53	5.390E+00	Pulse	0.10	3
Co			1	0.240	ug/l	4.04	4,724.22	1.103E-02	Pulse	0.10	3
Ni			1	0.214	ug/l	18.67	1,073.41	2.509E-03	Pulse	0.10	3
Ni			1	0.243	ug/l	113.26	316.69	7.369E-04	Pulse	0.10	3
Cu			1	0.042	ug/l	103.08	2,353.59	5.504E-03	Pulse	0.10	3
Cu			1	0.039	ug/l	14.94	1,076.76	2.515E-03	Pulse	0.10	3
Zn			1	0.287	ug/l	24.36	1,866.85	4.358E-03	Pulse	0.10	3
Zn			1	0.612	ug/l	21.72	443.36	1.035E-03	Pulse	0.10	3
Zn			1	0.325	ug/l	8.56	1,520.13	3.549E-03	Pulse	0.10	3
As			1	0.429	ug/l	78.78	12,810.66	2.993E-02	Pulse	0.50	3
Se			1	-3.681	ug/l	-49.59	4,607.50	1.076E-02	Pulse	0.10	3
Se			1	0.554	ug/l	87.80	13,019.86	3.041E-02	Pulse	1.00	3
Se			1	0.416	ug/l	83.54	13,053.19	3.049E-02	Pulse	1.00	3
Kr			1	82.355	ug/l	67.86	86.67	2.025E-04	Pulse	0.10	3
Sr			1	0.048	ug/l	4.72	1,506.80	7.247E-04	Pulse	0.10	3
Mo			1	0.020	ug/l	8.19	140.01	6.729E-05	Pulse	0.10	3
Mo			1	0.031	ug/l	14.84	256.68	1.234E-04	Pulse	0.10	3
Mo			1	0.031	ug/l	13.17	133.34	6.405E-05	Pulse	0.10	3
Mo			1	0.022	ug/l	41.03	257.09	1.238E-04	Pulse	0.10	3
Mo			1	46.357	ug/l	225.58	20.00	9.651E-06	Pulse	0.10	3

Quantitation Report

Element	Mass	ISTD	Tune	Conc	Units	RSD(%)	CPS	Ratio	Det	Time(sec)	Rep
Cd			1	0.031	ug/l	239.83	56.67	2.588E-05	Pulse	0.10	3
Ag			1	0.003	ug/l	31.33	53.33	2.440E-05	Pulse	0.10	3
Cd			1	0.090	ug/l	120.73	43.33	1.977E-05	Pulse	0.10	3
Ag			1	0.002	ug/l	80.99	40.00	1.832E-05	Pulse	0.10	3
Cd			1	0.000	ug/l	-1991.45	43.33	1.985E-05	Pulse	0.10	3
Cd			1	-0.068	ug/l	-10.77	93.34	4.269E-05	Pulse	0.10	3
Sn			1	-0.085	ug/l	-23.49	1,706.84	7.799E-04	Pulse	0.10	3
Sb			1	0.132	ug/l	24.32	1,560.14	7.125E-04	Pulse	0.10	3
Sb			1	0.141	ug/l	30.41	1,436.79	6.562E-04	Pulse	0.10	3
Ba			1	0.009	ug/l	113.39	76.67	3.504E-05	Pulse	0.10	3
Ba			1	0.005	ug/l	187.10	60.00	2.736E-05	Pulse	0.10	3
Tl			1	0.000	ug/l	1255.57	146.67	7.918E-05	Pulse	0.10	3
Tl			1	0.004	ug/l	43.71	313.35	1.692E-04	Pulse	0.10	3
Pb			1	0.023	ug/l	45.91	323.35	1.746E-04	Pulse	0.10	3
Pb			1	0.016	ug/l	36.76	256.68	1.385E-04	Pulse	0.10	3
Pb			1	0.017	ug/l	27.78	1,196.73	6.462E-04	Pulse	0.10	3

ISTD Table

Tune	Element	Mass	CPS	RSD(%)	ISTD Recovery%	Det	Time(sec)	Rep
1	Li		1,015,448.89	0.71	94.3	Pulse	0.10	3
1	Sc		1,446,096.13	0.45	95.1	Pulse	0.10	3
1	Ge		310,192.41	0.51	95.7	Pulse	0.10	3
1	Ge		428,202.98	1.09	94.9	Pulse	0.10	3
1	Rh		2,080,175.54	1.76	93.4	Pulse	0.10	3
1	In		2,187,493.44	0.72	96.1	Pulse	0.10	3
1	Tb		3,136,834.12	0.96	97.9	Pulse	0.10	3
1	Ho		311,938.70	1.06	99.1	Pulse	0.10	3
1	Bi		1,851,902.99	0.82	96.5	Pulse	0.10	3

Quantitation Report

File Name 013CALS.d
File Path C:\Agilent\ICPMH\1\DATA\xa091919w1.b
Method File
Method Path
Acq Time 9/19/2019 8:55
Sample Name STDJ
Sample Type CalStd
Comment
Prep Dilution 1.000
Auto Dilution N/A
Total Dilution 1.000
Operator Name admin
Acq Mode Spectrum
Cal Title
Cal Type External Calibration
Last Calib 9/19/2019 9:23
Bkg File
Bkg Mode Count Subtraction except for ISTD
Interference File
FQ Blank File
VIS Fit Point to Point

Tune Step	Tune File
1	

FullQuant Table

Element	Mass	ISTD	Tune	Conc	Units	RSD(%)	CPS	Ratio	Det	Time(sec)	Rep
Be			1	0.005	ug/l	111.29	23.33	2.293E-05	Pulse	0.10	3
B			1	2.201	ug/l	8.48	8,511.18	8.357E-03	Pulse	0.15	3
Na			1	9889.599	ug/l	0.69	186,274,277.23	1.292E+02	Analog	0.10	3
Mg			1	9953.374	ug/l	0.81	117,993,504.91	8.181E+01	Analog	0.10	3
Al			1	9773.675	ug/l	0.91	138,478,511.27	9.602E+01	Analog	0.10	3
K			1	9977.860	ug/l	1.33	159,519,030.96	1.106E+02	Analog	0.10	3
Ca			1	10035.227	ug/l	0.06	304,604.47	2.112E-01	Pulse	0.10	3
Ca			1	10010.607	ug/l	0.19	4,898,187.11	3.396E+00	Pulse	0.10	3
Ti			1	-0.005	ug/l	-451.72	63.33	1.463E-04	Pulse	0.10	3
V			1	-0.007	ug/l	-1684.22	-621.43	-1.455E-03	Pulse	0.30	3
Cr			1	-0.052	ug/l	-16.23	9,459.73	2.189E-02	Pulse	0.10	3
Cr			1	-4.916	ug/l	-15.54	28,288.24	6.546E-02	Pulse	0.10	3
Mn			1	0.136	ug/l	7.83	6,441.51	1.490E-02	Pulse	0.10	3
Fe			1	9857.546	ug/l	1.24	189,592,050.51	4.387E+02	Analog	0.10	3
Fe			1	9966.874	ug/l	1.08	4,586,244.00	1.061E+01	Pulse	0.10	3
Co			1	0.452	ug/l	7.92	8,779.36	2.032E-02	Pulse	0.10	3
Ni			1	0.468	ug/l	2.48	2,120.22	4.906E-03	Pulse	0.10	3
Ni			1	0.466	ug/l	8.20	453.35	1.049E-03	Pulse	0.10	3
Cu			1	0.108	ug/l	16.21	3,030.40	7.012E-03	Pulse	0.10	3
Cu			1	0.073	ug/l	28.11	1,246.77	2.884E-03	Pulse	0.10	3
Zn			1	0.652	ug/l	12.58	2,773.69	6.419E-03	Pulse	0.10	3
Zn			1	0.891	ug/l	15.49	553.36	1.280E-03	Pulse	0.10	3
Zn			1	0.530	ug/l	13.24	1,896.85	4.389E-03	Pulse	0.10	3
As			1	0.073	ug/l	276.15	12,138.85	2.809E-02	Pulse	0.50	3
Se			1	-5.401	ug/l	-28.45	4,457.45	1.031E-02	Pulse	0.10	3
Se			1	-0.532	ug/l	-84.72	12,698.95	2.938E-02	Pulse	1.00	3
Se			1	-0.471	ug/l	-72.21	12,680.28	2.934E-02	Pulse	1.00	3
Kr			1	103.611	ug/l	24.47	110.00	2.547E-04	Pulse	0.10	3
Sr			1	0.092	ug/l	5.53	2,720.34	1.311E-03	Pulse	0.10	3
Mo			1	0.041	ug/l	32.97	250.01	1.206E-04	Pulse	0.10	3
Mo			1	0.051	ug/l	24.44	393.35	1.895E-04	Pulse	0.10	3
Mo			1	0.033	ug/l	59.72	140.01	6.741E-05	Pulse	0.10	3
Mo			1	0.017	ug/l	29.03	218.55	1.054E-04	Pulse	0.10	3
Mo			1	-57.647	ug/l	-309.55	10.00	4.803E-06	Pulse	0.10	3
Cd			1	0.067	ug/l	136.61	66.67	3.054E-05	Pulse	0.10	3
Ag			1	0.003	ug/l	38.34	60.00	2.740E-05	Pulse	0.10	3
Cd			1	0.055	ug/l	240.37	36.67	1.672E-05	Pulse	0.10	3

Quantitation Report

Element	Mass	ISTD	Tune	Conc	Units	RSD(%)	CPS	Ratio	Det	Time(sec)	Rep
Ag			1	0.004	ug/l	50.85	70.00	3.201E-05	Pulse	0.10	3
Cd			1	-0.002	ug/l	-450.82	40.00	1.831E-05	Pulse	0.10	3
Cd			1	-0.068	ug/l	-6.14	90.00	4.112E-05	Pulse	0.10	3
Sn			1	-0.096	ug/l	-22.71	1,610.16	7.361E-04	Pulse	0.10	3
Sb			1	0.110	ug/l	14.25	1,330.10	6.080E-04	Pulse	0.10	3
Sb			1	0.083	ug/l	20.50	966.73	4.418E-04	Pulse	0.10	3
Ba			1	0.001	ug/l	1511.22	56.67	2.587E-05	Pulse	0.10	3
Ba			1	0.012	ug/l	97.22	93.34	4.262E-05	Pulse	0.10	3
Tl			1	0.001	ug/l	577.94	153.34	8.255E-05	Pulse	0.10	3
Tl			1	0.007	ug/l	69.03	386.69	2.086E-04	Pulse	0.10	3
Pb			1	0.018	ug/l	14.66	283.35	1.528E-04	Pulse	0.10	3
Pb			1	0.013	ug/l	82.35	233.35	1.257E-04	Pulse	0.10	3
Pb			1	0.013	ug/l	13.69	1,060.06	5.717E-04	Pulse	0.10	3

ISTD Table

Tune	Element	Mass	CPS	RSD(%)	ISTD Recovery%	Det	Time(sec)	Rep
1	Li		1,018,474.06	0.42	94.6	Pulse	0.10	3
1	Sc		1,442,235.55	0.17	94.8	Pulse	0.10	3
1	Ge		312,129.70	0.30	96.3	Pulse	0.10	3
1	Ge		432,190.81	0.54	95.8	Pulse	0.10	3
1	Rh		2,074,303.82	0.43	93.2	Pulse	0.10	3
1	In		2,186,328.01	0.79	96.0	Pulse	0.10	3
1	Tb		3,187,344.43	0.78	99.5	Pulse	0.10	3
1	Ho		314,314.45	0.64	99.9	Pulse	0.10	3
1	Bi		1,853,791.59	0.72	96.6	Pulse	0.10	3

Quantitation Report

File Name 014SMPL.d
File Path C:\Agilent\ICPMH\1\DATA\xa091919w1.b
Method File
Method Path
Acq Time 9/19/2019 8:59
Sample Name ICVA
Sample Type Sample
Comment
Prep Dilution 1.000
Auto Dilution N/A
Total Dilution 1.000
Operator Name admin
Acq Mode Spectrum
Cal Title
Cal Type External Calibration
Last Calib 9/19/2019 9:23
Bkg File
Bkg Mode Count Subtraction except for ISTD
Interference File
FQ Blank File
VIS Fit Point to Point

Tune Step	Tune File
1	

FullQuant Table

Element	Mass	ISTD	Tune	Conc	Units	RSD(%)	CPS	Ratio	Det	Time(sec)	Rep
Be			1	60.426	ug/l	0.28	227,039.48	2.257E-01	Pulse	0.10	3
B			1	121.872	ug/l	1.80	253,008.14	2.516E-01	Pulse	0.15	3
Na			1	5388.932	ug/l	1.30	101,009,495.16	7.046E+01	Analog	0.10	3
Mg			1	5564.462	ug/l	1.38	65,569,460.69	4.574E+01	Analog	0.10	3
Al			1	5386.123	ug/l	1.09	75,871,475.54	5.293E+01	Analog	0.10	3
K			1	5459.733	ug/l	0.75	87,494,988.70	6.103E+01	Analog	0.10	3
Ca			1	5383.780	ug/l	0.55	162,468.45	1.133E-01	Pulse	0.10	3
Ca			1	5487.446	ug/l	1.06	2,673,155.38	1.865E+00	Pulse	0.10	3
Ti			1	59.621	ug/l	0.30	87,765.93	2.034E-01	Pulse	0.10	3
V			1	60.136	ug/l	0.45	1,198,394.80	2.777E+00	Pulse	0.30	3
Cr			1	58.800	ug/l	0.19	1,044,222.20	2.420E+00	Pulse	0.10	3
Cr			1	57.384	ug/l	2.04	150,096.69	3.478E-01	Pulse	0.10	3
Mn			1	59.677	ug/l	0.61	1,386,835.50	3.213E+00	Pulse	0.10	3
Fe			1	5401.502	ug/l	0.18	104,258,075.11	2.416E+02	Analog	0.10	3
Fe			1	5426.507	ug/l	0.36	2,504,365.22	5.803E+00	Pulse	0.10	3
Co			1	59.180	ug/l	0.47	1,116,826.81	2.588E+00	Pulse	0.10	3
Ni			1	59.228	ug/l	1.19	241,239.11	5.590E-01	Pulse	0.10	3
Ni			1	59.118	ug/l	1.94	35,803.15	8.296E-02	Pulse	0.10	3
Cu			1	58.646	ug/l	0.67	579,072.26	1.342E+00	Pulse	0.10	3
Cu			1	58.796	ug/l	0.90	274,758.29	6.366E-01	Pulse	0.10	3
Zn			1	60.422	ug/l	1.52	148,434.85	3.439E-01	Pulse	0.10	3
Zn			1	60.055	ug/l	3.26	23,060.37	5.343E-02	Pulse	0.10	3
Zn			1	59.432	ug/l	0.80	106,193.82	2.461E-01	Pulse	0.10	3
As			1	61.118	ug/l	1.36	148,077.39	3.431E-01	Pulse	0.50	3
Se			1	295.846	ug/l	3.16	38,082.22	8.825E-02	Pulse	0.10	3
Se			1	258.986	ug/l	0.48	118,486.53	2.745E-01	Pulse	1.00	3
Se			1	267.091	ug/l	0.13	161,956.95	3.753E-01	Pulse	1.00	3
Kr			1	106.846	ug/l	40.00	113.34	2.627E-04	Pulse	0.10	3
Sr			1	60.444	ug/l	0.02	1,651,040.55	7.935E-01	Pulse	0.10	3
Mo			1	59.699	ug/l	0.30	314,728.15	1.513E-01	Pulse	0.10	3
Mo			1	50.272	ug/l	0.80	341,570.09	1.642E-01	Pulse	0.10	3
Mo			1	59.273	ug/l	0.35	198,578.78	9.544E-02	Pulse	0.10	3
Mo			1	59.581	ug/l	0.35	510,497.05	2.454E-01	Pulse	0.10	3
Mo			1	251.718	ug/l	0.22	40.00	1.922E-05	Pulse	0.10	3

Quantitation Report

Element	Mass	ISTD	Tune	Conc	Units	RSD(%)	CPS	Ratio	Det	Time(sec)	Rep
Cd			1	51.620	ug/l	1.69	14,437.02	6.581E-03	Pulse	0.10	3
Ag			1	59.284	ug/l	0.72	759,050.90	3.460E-01	Pulse	0.10	3
Cd			1	52.379	ug/l	3.16	9,966.83	4.543E-03	Pulse	0.10	3
Ag			1	58.983	ug/l	0.57	725,864.05	3.309E-01	Pulse	0.10	3
Cd			1	60.665	ug/l	0.87	156,494.59	7.133E-02	Pulse	0.10	3
Cd			1	60.546	ug/l	1.60	376,368.63	1.716E-01	Pulse	0.10	3
Sn			1	60.110	ug/l	0.30	515,943.81	2.352E-01	Pulse	0.10	3
Sb			1	64.404	ug/l	0.76	671,765.69	3.062E-01	Pulse	0.10	3
Sb			1	63.238	ug/l	0.55	516,066.42	2.352E-01	Pulse	0.10	3
Ba			1	61.933	ug/l	0.17	154,342.79	7.035E-02	Pulse	0.10	3
Ba			1	62.446	ug/l	0.81	264,274.55	1.205E-01	Pulse	0.10	3
Tl			1	63.321	ug/l	0.83	671,871.68	3.579E-01	Pulse	0.10	3
Tl			1	62.882	ug/l	0.79	1,592,883.72	8.485E-01	Pulse	0.10	3
Pb			1	62.164	ug/l	1.34	549,603.03	2.928E-01	Pulse	0.10	3
Pb			1	58.573	ug/l	0.78	457,881.22	2.439E-01	Pulse	0.10	3
Pb			1	60.336	ug/l	0.63	2,150,094.51	1.145E+00	Pulse	0.10	3

ISTD Table

Tune	Element	Mass	CPS	RSD(%)	ISTD Recovery%	Det	Time(sec)	Rep
1	Li		1,005,730.82	0.23	93.4	Pulse	0.10	3
1	Sc		1,433,596.18	0.61	94.2	Pulse	0.10	3
1	Ge		307,744.15	0.81	95.0	Pulse	0.10	3
1	Ge		431,579.55	0.50	95.6	Pulse	0.10	3
1	Rh		2,080,685.07	0.13	93.5	Pulse	0.10	3
1	In		2,193,837.56	0.29	96.4	Pulse	0.10	3
1	Tb		3,183,854.95	0.53	99.4	Pulse	0.10	3
1	Ho		313,175.75	0.25	99.5	Pulse	0.10	3
1	Bi		1,877,385.55	0.14	97.8	Pulse	0.10	3

Quantitation Report

File Name 015SMPL.d
File Path C:\Agilent\ICPMH\1\DATA\xa091919w1.b
Method File
Method Path
Acq Time 9/19/2019 9:02
Sample Name ICV
Sample Type Sample
Comment
Prep Dilution 1.000
Auto Dilution N/A
Total Dilution 1.000
Operator Name admin
Acq Mode Spectrum
Cal Title
Cal Type External Calibration
Last Calib 9/19/2019 9:23
Bkg File
Bkg Mode Count Subtraction except for ISTD
Interference File
FQ Blank File
VIS Fit Point to Point

Tune Step	Tune File
1	

FullQuant Table

Element	Mass	ISTD	Tune	Conc	Units	RSD(%)	CPS	Ratio	Det	Time(sec)	Rep
Be			1	0.010	ug/l	92.37	40.00	4.152E-05	Pulse	0.10	3
B			1	3.735	ug/l	9.66	11,066.03	1.148E-02	Pulse	0.15	3
Na			1	0.428	ug/l	41.74	258,128.87	1.897E-01	Pulse	0.10	3
Mg			1	1.606	ug/l	10.40	23,160.19	1.703E-02	Pulse	0.10	3
Al			1	62.801	ug/l	0.24	876,094.03	6.437E-01	Pulse	0.10	3
K			1	3.689	ug/l	7.99	1,588,469.67	1.167E+00	Pulse	0.10	3
Ca			1	13.408	ug/l	28.85	453.36	3.336E-04	Pulse	0.10	3
Ca			1	8.722	ug/l	14.89	13,088.97	9.620E-03	Pulse	0.10	3
Ti			1	0.007	ug/l	200.82	76.67	1.869E-04	Pulse	0.10	3
V			1	-0.028	ug/l	-325.28	-979.06	-2.399E-03	Pulse	0.30	3
Cr			1	-0.025	ug/l	-114.64	9,406.37	2.297E-02	Pulse	0.10	3
Cr			1	-4.213	ug/l	-11.28	28,118.08	6.865E-02	Pulse	0.10	3
Mn			1	0.032	ug/l	50.78	3,810.59	9.306E-03	Pulse	0.10	3
Fe			1	-4.430	ug/l	-13.65	993,994.42	2.427E+00	Pulse	0.10	3
Fe			1	-1.047	ug/l	-200.39	22,102.22	5.396E-02	Pulse	0.10	3
Co			1	0.009	ug/l	60.22	390.02	9.538E-04	Pulse	0.10	3
Ni			1	0.137	ug/l	19.83	733.38	1.790E-03	Pulse	0.10	3
Ni			1	0.100	ug/l	169.78	220.01	5.379E-04	Pulse	0.10	3
Cu			1	0.226	ug/l	13.28	3,970.63	9.698E-03	Pulse	0.10	3
Cu			1	0.237	ug/l	11.20	1,903.52	4.645E-03	Pulse	0.10	3
Zn			1	1.519	ug/l	2.20	4,634.17	1.131E-02	Pulse	0.10	3
Zn			1	1.333	ug/l	23.90	683.37	1.670E-03	Pulse	0.10	3
Zn			1	1.458	ug/l	5.25	3,357.14	8.197E-03	Pulse	0.10	3
As			1	0.519	ug/l	45.87	12,447.58	3.039E-02	Pulse	0.50	3
Se			1	-6.558	ug/l	-32.20	4,100.69	1.001E-02	Pulse	0.10	3
Se			1	1.300	ug/l	49.32	12,742.66	3.111E-02	Pulse	1.00	3
Se			1	0.974	ug/l	45.36	12,781.32	3.121E-02	Pulse	1.00	3
Kr			1	66.360	ug/l	82.93	66.67	1.632E-04	Pulse	0.10	3
Sr			1	0.022	ug/l	1.95	783.38	3.853E-04	Pulse	0.10	3
Mo			1	0.071	ug/l	11.17	400.02	1.967E-04	Pulse	0.10	3
Mo			1	0.068	ug/l	10.81	500.03	2.459E-04	Pulse	0.10	3
Mo			1	0.088	ug/l	17.25	316.68	1.559E-04	Pulse	0.10	3

Quantitation Report

Element	Mass	ISTD	Tune	Conc	Units	RSD(%)	CPS	Ratio	Det	Time(sec)	Rep
Mo			1	0.071	ug/l	24.80	664.27	3.266E-04	Pulse	0.10	3
Mo			1	15.236	ug/l	401.16	16.67	8.200E-06	Pulse	0.10	3
Cd			1	-0.062	ug/l	-59.11	30.00	1.411E-05	Pulse	0.10	3
Ag			1	0.072	ug/l	8.06	913.40	4.299E-04	Pulse	0.10	3
Cd			1	-0.065	ug/l	-127.49	13.33	6.295E-06	Pulse	0.10	3
Ag			1	0.070	ug/l	20.95	856.73	4.030E-04	Pulse	0.10	3
Cd			1	0.009	ug/l	177.70	66.67	3.139E-05	Pulse	0.10	3
Cd			1	-0.057	ug/l	-10.42	153.34	7.222E-05	Pulse	0.10	3
Sn			1	0.014	ug/l	46.67	2,480.28	1.167E-03	Pulse	0.10	3
Sb			1	0.128	ug/l	19.55	1,473.46	6.932E-04	Pulse	0.10	3
Sb			1	0.138	ug/l	11.53	1,370.12	6.447E-04	Pulse	0.10	3
Ba			1	0.089	ug/l	39.50	266.68	1.256E-04	Pulse	0.10	3
Ba			1	0.099	ug/l	8.37	446.69	2.102E-04	Pulse	0.10	3
Tl			1	0.027	ug/l	9.60	423.36	2.303E-04	Pulse	0.10	3
Tl			1	0.031	ug/l	3.90	996.74	5.426E-04	Pulse	0.10	3
Pb			1	0.044	ug/l	13.08	503.36	2.742E-04	Pulse	0.10	3
Pb			1	0.025	ug/l	22.54	326.69	1.780E-04	Pulse	0.10	3
Pb			1	0.032	ug/l	8.05	1,703.44	9.275E-04	Pulse	0.10	3

ISTD Table

Tune	Element	Mass	CPS	RSD(%)	ISTD Recovery%	Det	Time(sec)	Rep
1	Li		964,300.71	0.23	89.6	Pulse	0.10	3
1	Sc		1,360,915.03	0.90	89.5	Pulse	0.10	3
1	Ge		295,075.80	0.54	91.1	Pulse	0.10	3
1	Ge		409,603.42	0.95	90.8	Pulse	0.10	3
1	Rh		2,033,110.60	0.73	91.3	Pulse	0.10	3
1	In		2,124,806.66	0.42	93.3	Pulse	0.10	3
1	Tb		3,022,649.33	0.95	94.3	Pulse	0.10	3
1	Ho		300,477.14	0.93	95.5	Pulse	0.10	3
1	Bi		1,837,648.04	1.61	95.7	Pulse	0.10	3

Quantitation Report

File Name 016SMPL.d
File Path C:\Agilent\ICPMH\1\DATA\xa091919w1.b
Method File
Method Path
Acq Time 9/19/2019 9:06
Sample Name ICB
Sample Type Sample
Comment
Prep Dilution 1.000
Auto Dilution N/A
Total Dilution 1.000
Operator Name admin
Acq Mode Spectrum
Cal Title
Cal Type External Calibration
Last Calib 9/19/2019 9:23
Bkg File
Bkg Mode Count Subtraction except for ISTD
Interference File
FQ Blank File
VIS Fit Point to Point

Tune Step	Tune File
1	

FullQuant Table

Element	Mass	ISTD	Tune	Conc	Units	RSD(%)	CPS	Ratio	Det	Time(sec)	Rep
Be			1	0.009	ug/l	110.46	36.67	3.642E-05	Pulse	0.10	3
B			1	2.088	ug/l	1.56	8,159.94	8.129E-03	Pulse	0.15	3
Na			1	-3.445	ug/l	-4.09	197,526.93	1.392E-01	Pulse	0.10	3
Mg			1	0.141	ug/l	12.86	7,081.75	4.990E-03	Pulse	0.10	3
Al			1	-0.794	ug/l	-10.63	27,182.84	1.915E-02	Pulse	0.10	3
K			1	-2.013	ug/l	-5.09	1,567,690.55	1.105E+00	Pulse	0.10	3
Ca			1	5.371	ug/l	31.71	233.35	1.645E-04	Pulse	0.10	3
Ca			1	-0.835	ug/l	-126.47	9,059.44	6.384E-03	Pulse	0.10	3
Ti			1	-0.002	ug/l	-1110.67	66.67	1.542E-04	Pulse	0.10	3
V			1	-0.077	ug/l	-124.20	-2,003.97	-4.673E-03	Pulse	0.30	3
Cr			1	-0.077	ug/l	-37.33	8,982.82	2.084E-02	Pulse	0.10	3
Cr			1	-4.660	ug/l	-10.22	28,702.46	6.663E-02	Pulse	0.10	3
Mn			1	-0.020	ug/l	-44.57	2,810.36	6.523E-03	Pulse	0.10	3
Fe			1	-7.510	ug/l	-4.19	986,934.46	2.291E+00	Pulse	0.10	3
Fe			1	-4.767	ug/l	-19.56	21,551.48	5.002E-02	Pulse	0.10	3
Co			1	-0.002	ug/l	-160.27	203.34	4.725E-04	Pulse	0.10	3
Ni			1	-0.010	ug/l	-117.82	173.34	4.024E-04	Pulse	0.10	3
Ni			1	-0.024	ug/l	-394.07	156.67	3.643E-04	Pulse	0.10	3
Cu			1	-0.035	ug/l	-23.44	1,610.14	3.738E-03	Pulse	0.10	3
Cu			1	-0.031	ug/l	-38.46	756.71	1.757E-03	Pulse	0.10	3
Zn			1	0.058	ug/l	34.50	1,320.11	3.063E-03	Pulse	0.10	3
Zn			1	0.019	ug/l	1124.56	220.01	5.114E-04	Pulse	0.10	3
Zn			1	0.067	ug/l	94.56	1,073.41	2.491E-03	Pulse	0.10	3
As			1	0.113	ug/l	127.23	12,191.49	2.829E-02	Pulse	0.50	3
Se			1	-7.667	ug/l	-25.64	4,190.72	9.727E-03	Pulse	0.10	3
Se			1	-0.193	ug/l	-64.78	12,798.37	2.970E-02	Pulse	1.00	3
Se			1	-0.195	ug/l	-62.89	12,795.70	2.970E-02	Pulse	1.00	3
Kr			1	97.667	ug/l	53.33	103.34	2.401E-04	Pulse	0.10	3
Sr			1	0.004	ug/l	107.28	313.35	1.465E-04	Pulse	0.10	3
Mo			1	0.010	ug/l	48.87	90.00	4.214E-05	Pulse	0.10	3
Mo			1	0.019	ug/l	55.11	180.01	8.433E-05	Pulse	0.10	3
Mo			1	0.035	ug/l	41.57	153.34	7.167E-05	Pulse	0.10	3

Quantitation Report

Element	Mass	ISTD	Tune	Conc	Units	RSD(%)	CPS	Ratio	Det	Time(sec)	Rep
Mo			1	0.018	ug/l	12.90	235.70	1.102E-04	Pulse	0.10	3
Mo			1	-93.533	ug/l	-124.33	6.67	3.130E-06	Pulse	0.10	3
Cd			1	-0.114	ug/l	-18.30	16.67	7.506E-06	Pulse	0.10	3
Ag			1	0.003	ug/l	124.81	56.67	2.558E-05	Pulse	0.10	3
Cd			1	-0.035	ug/l	-149.32	20.00	8.972E-06	Pulse	0.10	3
Ag			1	0.004	ug/l	92.63	73.33	3.312E-05	Pulse	0.10	3
Cd			1	-0.007	ug/l	-61.99	26.67	1.198E-05	Pulse	0.10	3
Cd			1	-0.066	ug/l	-11.82	103.34	4.645E-05	Pulse	0.10	3
Sn			1	0.033	ug/l	63.78	2,760.39	1.241E-03	Pulse	0.10	3
Sb			1	0.038	ug/l	26.82	583.36	2.620E-04	Pulse	0.10	3
Sb			1	0.022	ug/l	111.89	473.36	2.127E-04	Pulse	0.10	3
Ba			1	-0.006	ug/l	-65.33	40.00	1.799E-05	Pulse	0.10	3
Ba			1	0.001	ug/l	112.77	46.67	2.098E-05	Pulse	0.10	3
Tl			1	0.001	ug/l	131.72	160.01	8.320E-05	Pulse	0.10	3
Tl			1	0.005	ug/l	79.67	350.02	1.820E-04	Pulse	0.10	3
Pb			1	0.010	ug/l	73.48	220.01	1.144E-04	Pulse	0.10	3
Pb			1	0.005	ug/l	53.31	183.34	9.533E-05	Pulse	0.10	3
Pb			1	0.007	ug/l	51.81	880.04	4.576E-04	Pulse	0.10	3

ISTD Table

Tune	Element	Mass	CPS	RSD(%)	ISTD Recovery%	Det	Time(sec)	Rep
1	Li		1,003,888.01	0.47	93.3	Pulse	0.10	3
1	Sc		1,419,169.15	0.30	93.3	Pulse	0.10	3
1	Ge		307,871.08	0.73	95.0	Pulse	0.10	3
1	Ge		430,879.22	0.88	95.5	Pulse	0.10	3
1	Rh		2,137,268.77	0.52	96.0	Pulse	0.10	3
1	In		2,224,870.30	1.04	97.7	Pulse	0.10	3
1	Tb		3,171,033.70	0.22	99.0	Pulse	0.10	3
1	Ho		313,154.29	0.64	99.5	Pulse	0.10	3
1	Bi		1,923,103.72	0.22	100.2	Pulse	0.10	3

Quantitation Report

File Name 017SMPL.d
File Path C:\Agilent\ICPMH\1\DATA\xa091919w1.b
Method File
Method Path
Acq Time 9/19/2019 9:09
Sample Name CCVA
Sample Type Sample
Comment
Prep Dilution 1.000
Auto Dilution N/A
Total Dilution 1.000
Operator Name admin
Acq Mode Spectrum
Cal Title
Cal Type External Calibration
Last Calib 9/19/2019 9:23
Bkg File
Bkg Mode Count Subtraction except for ISTD
Interference File
FQ Blank File
VIS Fit Point to Point

Tune Step	Tune File
1	

FullQuant Table

Element	Mass	ISTD	Tune	Conc	Units	RSD(%)	CPS	Ratio	Det	Time(sec)	Rep
Be			1	51.411	ug/l	0.75	188,082.47	1.921E-01	Pulse	0.10	3
B			1	105.540	ug/l	1.21	213,852.97	2.184E-01	Pulse	0.15	3
Na			1	5070.783	ug/l	1.52	92,001,941.96	6.631E+01	Analog	0.10	3
Mg			1	5132.492	ug/l	0.46	58,532,352.46	4.219E+01	Analog	0.10	3
Al			1	4994.291	ug/l	1.32	68,088,947.32	4.908E+01	Analog	0.10	3
K			1	5124.395	ug/l	0.80	79,569,832.15	5.735E+01	Analog	0.10	3
Ca			1	5054.558	ug/l	0.60	147,622.70	1.064E-01	Pulse	0.10	3
Ca			1	5145.746	ug/l	0.39	2,426,534.18	1.749E+00	Pulse	0.10	3
Ti			1	52.635	ug/l	1.78	74,682.25	1.796E-01	Pulse	0.10	3
V			1	51.883	ug/l	0.62	996,448.74	2.396E+00	Pulse	0.30	3
Cr			1	51.360	ug/l	0.24	880,371.89	2.116E+00	Pulse	0.10	3
Cr			1	48.488	ug/l	1.02	127,901.81	3.075E-01	Pulse	0.10	3
Mn			1	51.717	ug/l	0.28	1,158,815.45	2.786E+00	Pulse	0.10	3
Fe			1	5076.328	ug/l	0.41	94,501,818.59	2.272E+02	Analog	0.10	3
Fe			1	5119.301	ug/l	0.40	2,278,412.78	5.477E+00	Pulse	0.10	3
Co			1	51.186	ug/l	0.70	931,042.46	2.238E+00	Pulse	0.10	3
Ni			1	51.886	ug/l	0.18	203,714.44	4.897E-01	Pulse	0.10	3
Ni			1	50.378	ug/l	2.14	29,433.75	7.076E-02	Pulse	0.10	3
Cu			1	51.038	ug/l	0.61	485,947.88	1.168E+00	Pulse	0.10	3
Cu			1	51.377	ug/l	0.70	231,505.82	5.565E-01	Pulse	0.10	3
Zn			1	51.889	ug/l	1.49	123,009.29	2.957E-01	Pulse	0.10	3
Zn			1	52.287	ug/l	1.82	19,378.80	4.658E-02	Pulse	0.10	3
Zn			1	51.753	ug/l	1.60	89,243.54	2.146E-01	Pulse	0.10	3
As			1	52.011	ug/l	2.02	123,160.05	2.961E-01	Pulse	0.50	3
Se			1	215.561	ug/l	2.31	28,068.39	6.748E-02	Pulse	0.10	3
Se			1	199.183	ug/l	0.51	90,699.56	2.180E-01	Pulse	1.00	3
Se			1	205.245	ug/l	0.42	122,836.36	2.953E-01	Pulse	1.00	3
Kr			1	84.710	ug/l	17.35	86.67	2.083E-04	Pulse	0.10	3
Sr			1	52.205	ug/l	2.12	1,397,150.34	6.854E-01	Pulse	0.10	3
Mo			1	51.956	ug/l	0.84	268,389.73	1.316E-01	Pulse	0.10	3
Mo			1	51.135	ug/l	1.30	340,416.94	1.670E-01	Pulse	0.10	3
Mo			1	51.635	ug/l	1.10	169,503.59	8.314E-02	Pulse	0.10	3
Mo			1	52.020	ug/l	1.17	436,728.93	2.142E-01	Pulse	0.10	3
Mo			1	16.378	ug/l	1358.70	16.67	8.254E-06	Pulse	0.10	3

Quantitation Report

Element	Mass	ISTD	Tune	Conc	Units	RSD(%)	CPS	Ratio	Det	Time(sec)	Rep
Cd			1	51.437	ug/l	0.41	14,056.72	6.558E-03	Pulse	0.10	3
Ag			1	51.717	ug/l	1.16	647,038.10	3.018E-01	Pulse	0.10	3
Cd			1	52.184	ug/l	5.95	9,703.32	4.526E-03	Pulse	0.10	3
Ag			1	51.261	ug/l	0.70	616,382.20	2.875E-01	Pulse	0.10	3
Cd			1	52.007	ug/l	2.59	131,080.35	6.116E-02	Pulse	0.10	3
Cd			1	51.454	ug/l	0.45	312,607.23	1.458E-01	Pulse	0.10	3
Sn			1	51.687	ug/l	0.96	433,836.24	2.024E-01	Pulse	0.10	3
Sb			1	54.279	ug/l	0.35	553,212.21	2.581E-01	Pulse	0.10	3
Sb			1	53.309	ug/l	0.72	425,124.25	1.983E-01	Pulse	0.10	3
Ba			1	52.412	ug/l	1.57	127,630.45	5.954E-02	Pulse	0.10	3
Ba			1	53.309	ug/l	0.79	220,442.12	1.028E-01	Pulse	0.10	3
Tl			1	52.262	ug/l	0.80	546,934.04	2.954E-01	Pulse	0.10	3
Tl			1	52.040	ug/l	0.85	1,300,223.26	7.022E-01	Pulse	0.10	3
Pb			1	52.059	ug/l	1.08	453,962.16	2.452E-01	Pulse	0.10	3
Pb			1	51.882	ug/l	1.07	400,007.32	2.160E-01	Pulse	0.10	3
Pb			1	51.974	ug/l	0.48	1,826,723.66	9.866E-01	Pulse	0.10	3

ISTD Table

Tune	Element	Mass	CPS	RSD(%)	ISTD Recovery%	Det	Time(sec)	Rep
1	Li		979,266.81	0.68	91.0	Pulse	0.10	3
1	Sc		1,387,370.24	0.09	91.2	Pulse	0.10	3
1	Ge		297,627.68	1.07	91.8	Pulse	0.10	3
1	Ge		415,968.89	0.68	92.2	Pulse	0.10	3
1	Rh		2,038,881.95	1.23	91.6	Pulse	0.10	3
1	In		2,143,609.67	0.68	94.2	Pulse	0.10	3
1	Tb		3,103,839.54	0.38	96.9	Pulse	0.10	3
1	Ho		307,862.04	0.88	97.8	Pulse	0.10	3
1	Bi		1,851,628.25	0.80	96.5	Pulse	0.10	3

Quantitation Report

File Name 018SMPL.d
File Path C:\Agilent\ICPMH\1\DATA\xa091919w1.b
Method File
Method Path
Acq Time 9/19/2019 9:12
Sample Name CCB
Sample Type Sample
Comment
Prep Dilution 1.000
Auto Dilution N/A
Total Dilution 1.000
Operator Name admin
Acq Mode Spectrum
Cal Title
Cal Type External Calibration
Last Calib 9/19/2019 9:23
Bkg File
Bkg Mode Count Subtraction except for ISTD
Interference File
FQ Blank File
VIS Fit Point to Point

Tune Step	Tune File
1	

FullQuant Table

Element	Mass	ISTD	Tune	Conc	Units	RSD(%)	CPS	Ratio	Det	Time(sec)	Rep
Be			1	0.011	ug/l	53.17	40.00	4.181E-05	Pulse	0.10	3
B			1	3.336	ug/l	7.28	10,203.29	1.066E-02	Pulse	0.15	3
Na			1	-2.586	ug/l	-12.14	203,055.67	1.504E-01	Pulse	0.10	3
Mg			1	0.682	ug/l	23.14	12,728.66	9.432E-03	Pulse	0.10	3
Al			1	-0.174	ug/l	-106.66	34,081.99	2.525E-02	Pulse	0.10	3
K			1	1.863	ug/l	56.57	1,549,147.94	1.147E+00	Pulse	0.10	3
Ca			1	4.350	ug/l	37.12	193.34	1.430E-04	Pulse	0.10	3
Ca			1	0.510	ug/l	40.66	9,236.21	6.839E-03	Pulse	0.10	3
Ti			1	0.000	ug/l	8450.95	66.67	1.632E-04	Pulse	0.10	3
V			1	0.086	ug/l	274.01	1,154.29	2.871E-03	Pulse	0.30	3
Cr			1	-0.089	ug/l	-13.33	8,309.14	2.038E-02	Pulse	0.10	3
Cr			1	-5.654	ug/l	-11.61	25,337.08	6.212E-02	Pulse	0.10	3
Mn			1	-0.014	ug/l	-22.04	2,773.68	6.800E-03	Pulse	0.10	3
Fe			1	-6.155	ug/l	-10.29	958,495.09	2.351E+00	Pulse	0.10	3
Fe			1	-2.531	ug/l	-63.56	21,361.26	5.239E-02	Pulse	0.10	3
Co			1	0.006	ug/l	54.20	320.01	7.843E-04	Pulse	0.10	3
Ni			1	0.003	ug/l	656.27	213.34	5.244E-04	Pulse	0.10	3
Ni			1	0.020	ug/l	297.27	173.34	4.255E-04	Pulse	0.10	3
Cu			1	-0.017	ug/l	-13.33	1,696.82	4.161E-03	Pulse	0.10	3
Cu			1	-0.010	ug/l	-159.01	806.72	1.979E-03	Pulse	0.10	3
Zn			1	0.007	ug/l	1472.38	1,133.42	2.776E-03	Pulse	0.10	3
Zn			1	0.031	ug/l	381.83	213.34	5.225E-04	Pulse	0.10	3
Zn			1	0.060	ug/l	46.12	1,003.40	2.460E-03	Pulse	0.10	3
As			1	0.310	ug/l	148.12	11,956.59	2.931E-02	Pulse	0.50	3
Se			1	-7.805	ug/l	-40.07	3,950.64	9.692E-03	Pulse	0.10	3
Se			1	1.280	ug/l	22.93	12,680.61	3.110E-02	Pulse	1.00	3
Se			1	0.942	ug/l	29.27	12,709.61	3.117E-02	Pulse	1.00	3
Kr			1	69.858	ug/l	38.07	70.00	1.718E-04	Pulse	0.10	3
Sr			1	0.005	ug/l	45.45	333.35	1.645E-04	Pulse	0.10	3
Mo			1	0.084	ug/l	14.09	463.36	2.287E-04	Pulse	0.10	3
Mo			1	0.066	ug/l	23.76	480.03	2.370E-04	Pulse	0.10	3
Mo			1	0.065	ug/l	26.77	243.34	1.200E-04	Pulse	0.10	3

Quantitation Report

Element	Mass	ISTD	Tune	Conc	Units	RSD(%)	CPS	Ratio	Det	Time(sec)	Rep
Mo			1	0.067	ug/l	14.23	625.73	3.089E-04	Pulse	0.10	3
Mo			1	-90.560	ug/l	-134.10	6.67	3.268E-06	Pulse	0.10	3
Cd			1	-0.073	ug/l	-77.57	26.67	1.264E-05	Pulse	0.10	3
Ag			1	0.013	ug/l	41.07	173.34	8.219E-05	Pulse	0.10	3
Cd			1	0.026	ug/l	756.68	30.00	1.422E-05	Pulse	0.10	3
Ag			1	0.013	ug/l	68.54	170.01	8.064E-05	Pulse	0.10	3
Cd			1	0.003	ug/l	280.43	50.00	2.371E-05	Pulse	0.10	3
Cd			1	-0.060	ug/l	-12.86	133.34	6.324E-05	Pulse	0.10	3
Sn			1	0.074	ug/l	24.47	2,953.74	1.401E-03	Pulse	0.10	3
Sb			1	0.094	ug/l	11.42	1,116.75	5.296E-04	Pulse	0.10	3
Sb			1	0.060	ug/l	39.08	753.38	3.572E-04	Pulse	0.10	3
Ba			1	-0.008	ug/l	-29.85	33.33	1.581E-05	Pulse	0.10	3
Ba			1	0.003	ug/l	164.69	53.33	2.529E-05	Pulse	0.10	3
Tl			1	0.015	ug/l	38.77	300.01	1.624E-04	Pulse	0.10	3
Tl			1	0.022	ug/l	9.78	756.72	4.097E-04	Pulse	0.10	3
Pb			1	0.018	ug/l	48.38	283.35	1.533E-04	Pulse	0.10	3
Pb			1	0.015	ug/l	47.13	253.35	1.373E-04	Pulse	0.10	3
Pb			1	0.013	ug/l	21.97	1,056.73	5.721E-04	Pulse	0.10	3

ISTD Table

Tune	Element	Mass	CPS	RSD(%)	ISTD Recovery%	Det	Time(sec)	Rep
1	Li		956,778.43	0.05	88.9	Pulse	0.10	3
1	Sc		1,350,472.58	0.82	88.8	Pulse	0.10	3
1	Ge		293,455.80	0.33	90.6	Pulse	0.10	3
1	Ge		407,809.51	0.91	90.4	Pulse	0.10	3
1	Rh		2,026,395.13	0.60	91.0	Pulse	0.10	3
1	In		2,108,630.49	0.10	92.6	Pulse	0.10	3
1	Tb		3,027,205.68	0.59	94.5	Pulse	0.10	3
1	Ho		300,233.57	0.39	95.4	Pulse	0.10	3
1	Bi		1,846,644.35	0.48	96.2	Pulse	0.10	3

Quantitation Report

File Name 019SMPL.d
File Path C:\Agilent\ICPMH\1\DATA\xa091919w1.b
Method File
Method Path
Acq Time 9/19/2019 9:16
Sample Name CRI
Sample Type Sample
Comment
Prep Dilution 1.000
Auto Dilution N/A
Total Dilution 1.000
Operator Name admin
Acq Mode Spectrum
Cal Title
Cal Type External Calibration
Last Calib 9/19/2019 9:23
Bkg File
Bkg Mode Count Subtraction except for ISTD
Interference File
FQ Blank File
VIS Fit Point to Point

Tune Step	Tune File
1	

FullQuant Table

Element	Mass	ISTD	Tune	Conc	Units	RSD(%)	CPS	Ratio	Det	Time(sec)	Rep
Be			1	0.535	ug/l	16.42	1,946.85	2.003E-03	Pulse	0.10	3
B			1	26.184	ug/l	1.86	55,528.23	5.710E-02	Pulse	0.15	3
Na			1	248.541	ug/l	0.70	4,740,699.09	3.425E+00	Analog	0.10	3
Mg			1	254.588	ug/l	0.39	2,901,398.19	2.096E+00	Pulse	0.10	3
Al			1	24.733	ug/l	0.80	373,504.67	2.699E-01	Pulse	0.10	3
K			1	251.089	ug/l	0.44	5,372,404.92	3.882E+00	Analog	0.10	3
Ca			1	254.950	ug/l	2.99	7,495.31	5.416E-03	Pulse	0.10	3
Ca			1	251.537	ug/l	0.32	127,103.26	9.184E-02	Pulse	0.10	3
Ti			1	1.029	ug/l	17.93	1,533.46	3.669E-03	Pulse	0.10	3
V			1	0.965	ug/l	7.62	18,143.75	4.345E-02	Pulse	0.30	3
Cr			1	0.897	ug/l	6.89	25,280.23	6.053E-02	Pulse	0.10	3
Cr			1	-4.174	ug/l	-4.98	28,752.57	6.883E-02	Pulse	0.10	3
Mn			1	0.967	ug/l	2.69	24,862.74	5.953E-02	Pulse	0.10	3
Fe			1	18.890	ug/l	0.64	1,444,656.59	3.458E+00	Pulse	0.10	3
Fe			1	22.848	ug/l	2.43	33,110.89	7.927E-02	Pulse	0.10	3
Co			1	0.479	ug/l	0.75	8,976.08	2.149E-02	Pulse	0.10	3
Ni			1	0.966	ug/l	5.26	4,010.65	9.604E-03	Pulse	0.10	3
Ni			1	0.864	ug/l	13.61	670.04	1.605E-03	Pulse	0.10	3
Cu			1	1.880	ug/l	1.65	19,802.58	4.741E-02	Pulse	0.10	3
Cu			1	1.935	ug/l	4.10	9,596.49	2.297E-02	Pulse	0.10	3
Zn			1	5.005	ug/l	4.01	12,948.94	3.100E-02	Pulse	0.10	3
Zn			1	4.551	ug/l	11.15	1,883.52	4.506E-03	Pulse	0.10	3
Zn			1	5.057	ug/l	4.72	9,589.83	2.296E-02	Pulse	0.10	3
As			1	0.580	ug/l	20.63	12,823.43	3.070E-02	Pulse	0.50	3
Se			1	-6.120	ug/l	-10.68	4,230.73	1.013E-02	Pulse	0.10	3
Se			1	0.944	ug/l	18.72	12,856.07	3.078E-02	Pulse	1.00	3
Se			1	0.713	ug/l	20.80	12,894.73	3.087E-02	Pulse	1.00	3
Kr			1	129.758	ug/l	15.11	133.34	3.190E-04	Pulse	0.10	3
Sr			1	4.886	ug/l	0.82	132,317.10	6.423E-02	Pulse	0.10	3
Mo			1	1.076	ug/l	1.71	5,651.23	2.743E-03	Pulse	0.10	3
Mo			1	1.091	ug/l	5.12	7,385.39	3.585E-03	Pulse	0.10	3
Mo			1	1.017	ug/l	8.05	3,403.83	1.652E-03	Pulse	0.10	3

Quantitation Report

Element	Mass	ISTD	Tune	Conc	Units	RSD(%)	CPS	Ratio	Det	Time(sec)	Rep
Mo			1	1.008	ug/l	8.21	8,626.90	4.187E-03	Pulse	0.10	3
Mo			1	12.956	ug/l	1676.43	16.67	8.094E-06	Pulse	0.10	3
Cd			1	0.473	ug/l	43.76	176.68	8.208E-05	Pulse	0.10	3
Ag			1	0.460	ug/l	4.91	5,791.24	2.691E-03	Pulse	0.10	3
Cd			1	0.578	ug/l	32.43	133.34	6.194E-05	Pulse	0.10	3
Ag			1	0.484	ug/l	3.00	5,861.30	2.724E-03	Pulse	0.10	3
Cd			1	0.512	ug/l	8.49	1,340.11	6.227E-04	Pulse	0.10	3
Cd			1	0.596	ug/l	1.59	4,130.72	1.919E-03	Pulse	0.10	3
Sn			1	4.791	ug/l	0.91	42,538.55	1.977E-02	Pulse	0.10	3
Sb			1	2.057	ug/l	1.85	21,214.98	9.858E-03	Pulse	0.10	3
Sb			1	2.097	ug/l	1.37	17,066.54	7.930E-03	Pulse	0.10	3
Ba			1	0.967	ug/l	4.11	2,416.95	1.123E-03	Pulse	0.10	3
Ba			1	0.985	ug/l	7.79	4,127.37	1.918E-03	Pulse	0.10	3
Tl			1	0.492	ug/l	3.97	5,287.80	2.854E-03	Pulse	0.10	3
Tl			1	0.492	ug/l	2.07	12,512.26	6.755E-03	Pulse	0.10	3
Pb			1	0.496	ug/l	3.52	4,454.19	2.405E-03	Pulse	0.10	3
Pb			1	0.487	ug/l	5.62	3,890.70	2.100E-03	Pulse	0.10	3
Pb			1	0.486	ug/l	2.40	17,691.53	9.550E-03	Pulse	0.10	3

ISTD Table

Tune	Element	Mass	CPS	RSD(%)	ISTD Recovery%	Det	Time(sec)	Rep
1	Li		972,545.64	1.26	90.3	Pulse	0.10	3
1	Sc		1,384,032.06	0.74	91.0	Pulse	0.10	3
1	Ge		299,536.48	1.19	92.4	Pulse	0.10	3
1	Ge		417,722.72	0.97	92.6	Pulse	0.10	3
1	Rh		2,059,996.17	0.35	92.5	Pulse	0.10	3
1	In		2,152,066.20	0.19	94.5	Pulse	0.10	3
1	Tb		3,085,576.83	0.64	96.3	Pulse	0.10	3
1	Ho		305,777.61	0.85	97.2	Pulse	0.10	3
1	Bi		1,852,458.15	0.33	96.5	Pulse	0.10	3

Quantitation Report

File Name 020SMPL.d
File Path C:\Agilent\ICPMH\1\DATA\xa091919w1.b
Method File
Method Path
Acq Time 9/19/2019 9:19
Sample Name CRIA
Sample Type Sample
Comment 0.3 be
Prep Dilution 1.000
Auto Dilution N/A
Total Dilution 1.000
Operator Name admin
Acq Mode Spectrum
Cal Title
Cal Type External Calibration
Last Calib 9/19/2019 9:23
Bkg File
Bkg Mode Count Subtraction except for ISTD
Interference File
FQ Blank File
VIS Fit Point to Point

Tune Step	Tune File
1	

FullQuant Table

Element	Mass	ISTD	Tune	Conc	Units	RSD(%)	CPS	Ratio	Det	Time(sec)	Rep
Be			1	0.279	ug/l	15.33	1,010.07	1.045E-03	Pulse	0.10	3
B			1	1.945	ug/l	2.58	7,577.41	7.839E-03	Pulse	0.15	3
Na			1	-3.106	ug/l	-7.32	197,167.43	1.436E-01	Pulse	0.10	3
Mg			1	0.048	ug/l	53.50	5,794.54	4.220E-03	Pulse	0.10	3
Al			1	-0.675	ug/l	-4.37	27,917.41	2.033E-02	Pulse	0.10	3
K			1	0.025	ug/l	1493.35	1,547,550.24	1.127E+00	Pulse	0.10	3
Ca			1	4.477	ug/l	13.66	200.01	1.457E-04	Pulse	0.10	3
Ca			1	0.246	ug/l	267.29	9,269.61	6.750E-03	Pulse	0.10	3
Ti			1	0.009	ug/l	2.19	80.00	1.935E-04	Pulse	0.10	3
V			1	-0.011	ug/l	-380.45	-663.48	-1.603E-03	Pulse	0.30	3
Cr			1	0.798	ug/l	3.41	23,357.38	5.650E-02	Pulse	0.10	3
Cr			1	-3.734	ug/l	-2.90	29,276.97	7.082E-02	Pulse	0.10	3
Mn			1	-0.013	ug/l	-100.54	2,837.05	6.863E-03	Pulse	0.10	3
Fe			1	-5.682	ug/l	-2.26	980,350.90	2.371E+00	Pulse	0.10	3
Fe			1	-2.975	ug/l	-41.69	21,461.38	5.192E-02	Pulse	0.10	3
Co			1	-0.004	ug/l	-56.43	160.01	3.870E-04	Pulse	0.10	3
Ni			1	0.492	ug/l	5.67	2,123.54	5.137E-03	Pulse	0.10	3
Ni			1	0.552	ug/l	28.77	483.36	1.169E-03	Pulse	0.10	3
Cu			1	0.010	ug/l	281.17	1,973.53	4.775E-03	Pulse	0.10	3
Cu			1	0.027	ug/l	62.08	983.40	2.379E-03	Pulse	0.10	3
Zn			1	0.155	ug/l	22.81	1,493.46	3.613E-03	Pulse	0.10	3
Zn			1	0.116	ug/l	242.38	246.68	5.970E-04	Pulse	0.10	3
Zn			1	0.205	ug/l	9.30	1,263.44	3.056E-03	Pulse	0.10	3
As			1	1.548	ug/l	22.94	14,754.88	3.570E-02	Pulse	0.50	3
Se			1	-7.116	ug/l	-27.54	4,080.67	9.870E-03	Pulse	0.10	3
Se			1	1.287	ug/l	23.08	12,857.41	3.110E-02	Pulse	1.00	3
Se			1	1.163	ug/l	20.53	13,002.74	3.145E-02	Pulse	1.00	3
Kr			1	108.293	ug/l	24.43	110.00	2.662E-04	Pulse	0.10	3
Sr			1	0.002	ug/l	120.05	260.02	1.270E-04	Pulse	0.10	3
Mo			1	0.045	ug/l	8.14	270.01	1.318E-04	Pulse	0.10	3
Mo			1	0.046	ug/l	9.69	353.35	1.725E-04	Pulse	0.10	3
Mo			1	0.077	ug/l	36.08	283.35	1.384E-04	Pulse	0.10	3

Quantitation Report

Element	Mass	ISTD	Tune	Conc	Units	RSD(%)	CPS	Ratio	Det	Time(sec)	Rep
Mo			1	0.050	ug/l	29.24	493.29	2.409E-04	Pulse	0.10	3
Mo			1	83.579	ug/l	71.45	23.33	1.139E-05	Pulse	0.10	3
Cd			1	-0.087	ug/l	-48.50	23.33	1.092E-05	Pulse	0.10	3
Ag			1	0.006	ug/l	40.21	90.00	4.223E-05	Pulse	0.10	3
Cd			1	0.007	ug/l	2228.92	26.67	1.257E-05	Pulse	0.10	3
Ag			1	0.007	ug/l	52.77	100.00	4.689E-05	Pulse	0.10	3
Cd			1	-0.011	ug/l	-79.04	16.67	7.861E-06	Pulse	0.10	3
Cd			1	-0.067	ug/l	-8.66	93.34	4.379E-05	Pulse	0.10	3
Sn			1	0.070	ug/l	76.64	2,947.34	1.383E-03	Pulse	0.10	3
Sb			1	0.387	ug/l	4.30	4,100.67	1.924E-03	Pulse	0.10	3
Sb			1	0.377	ug/l	7.79	3,270.47	1.534E-03	Pulse	0.10	3
Ba			1	-0.008	ug/l	-78.62	33.33	1.567E-05	Pulse	0.10	3
Ba			1	0.018	ug/l	21.94	113.34	5.320E-05	Pulse	0.10	3
Tl			1	0.295	ug/l	8.68	3,237.13	1.745E-03	Pulse	0.10	3
Tl			1	0.290	ug/l	3.70	7,472.15	4.028E-03	Pulse	0.10	3
Pb			1	0.009	ug/l	20.44	203.34	1.096E-04	Pulse	0.10	3
Pb			1	-0.001	ug/l	-1502.19	130.01	7.011E-05	Pulse	0.10	3
Pb			1	0.003	ug/l	89.55	710.04	3.829E-04	Pulse	0.10	3

ISTD Table

Tune	Element	Mass	CPS	RSD(%)	ISTD Recovery%	Det	Time(sec)	Rep
1	Li		966,577.41	0.87	89.8	Pulse	0.10	3
1	Sc		1,373,150.81	0.55	90.3	Pulse	0.10	3
1	Ge		295,361.78	1.11	91.1	Pulse	0.10	3
1	Ge		413,397.46	0.35	91.6	Pulse	0.10	3
1	Rh		2,048,350.07	0.29	92.0	Pulse	0.10	3
1	In		2,131,924.18	0.74	93.6	Pulse	0.10	3
1	Tb		3,057,001.20	0.98	95.4	Pulse	0.10	3
1	Ho		304,036.75	1.56	96.6	Pulse	0.10	3
1	Bi		1,854,870.13	0.45	96.6	Pulse	0.10	3

Quantitation Report

File Name 021SMPL.d
File Path C:\Agilent\ICPMH\1\DATA\xa091919w1.b
Method File
Method Path
Acq Time 9/19/2019 9:24
Sample Name CRIA
Sample Type Sample
Comment 0.3 be
Prep Dilution 1.000
Auto Dilution N/A
Total Dilution 1.000
Operator Name admin
Acq Mode Spectrum
Cal Title
Cal Type External Calibration
Last Calib 9/19/2019 9:23
Bkg File
Bkg Mode Count Subtraction except for ISTD
Interference File
FQ Blank File
VIS Fit Point to Point

Tune Step	Tune File
1	

FullQuant Table

Element	Mass	ISTD	Tune	Conc	Units	RSD(%)	CPS	Ratio	Det	Time(sec)	Rep
Be			1	0.316	ug/l	3.59	1,150.09	1.181E-03	Pulse	0.10	3
B			1	1.472	ug/l	3.61	6,697.05	6.877E-03	Pulse	0.15	3
Na			1	-3.134	ug/l	-5.01	195,184.52	1.432E-01	Pulse	0.10	3
Mg			1	0.046	ug/l	42.14	5,727.85	4.203E-03	Pulse	0.10	3
Al			1	-0.650	ug/l	-3.92	28,027.50	2.057E-02	Pulse	0.10	3
K			1	1.634	ug/l	3.87	1,559,780.24	1.145E+00	Pulse	0.10	3
Ca			1	6.972	ug/l	4.95	270.01	1.982E-04	Pulse	0.10	3
Ca			1	0.814	ug/l	98.37	9,459.86	6.942E-03	Pulse	0.10	3
Ti			1	0.012	ug/l	170.16	83.33	2.045E-04	Pulse	0.10	3
V			1	-0.039	ug/l	-259.07	-1,180.94	-2.919E-03	Pulse	0.30	3
Cr			1	0.788	ug/l	7.56	22,870.05	5.609E-02	Pulse	0.10	3
Cr			1	-3.016	ug/l	-17.72	30,205.27	7.407E-02	Pulse	0.10	3
Mn			1	-0.016	ug/l	-56.16	2,737.01	6.710E-03	Pulse	0.10	3
Fe			1	-4.559	ug/l	-5.11	987,400.46	2.421E+00	Pulse	0.10	3
Fe			1	-1.344	ug/l	-88.98	21,878.46	5.364E-02	Pulse	0.10	3
Co			1	-0.002	ug/l	-132.91	186.68	4.575E-04	Pulse	0.10	3
Ni			1	0.517	ug/l	4.33	2,190.25	5.372E-03	Pulse	0.10	3
Ni			1	0.564	ug/l	17.18	483.36	1.186E-03	Pulse	0.10	3
Cu			1	0.025	ug/l	36.07	2,083.55	5.108E-03	Pulse	0.10	3
Cu			1	0.054	ug/l	69.39	1,090.08	2.671E-03	Pulse	0.10	3
Zn			1	0.203	ug/l	25.95	1,583.48	3.883E-03	Pulse	0.10	3
Zn			1	0.024	ug/l	862.69	210.01	5.157E-04	Pulse	0.10	3
Zn			1	0.201	ug/l	46.88	1,240.10	3.039E-03	Pulse	0.10	3
As			1	1.153	ug/l	30.36	13,726.83	3.366E-02	Pulse	0.50	3
Se			1	-3.045	ug/l	-91.89	4,454.16	1.092E-02	Pulse	0.10	3
Se			1	2.032	ug/l	23.92	12,970.50	3.181E-02	Pulse	1.00	3
Se			1	1.788	ug/l	16.70	13,156.16	3.226E-02	Pulse	1.00	3
Kr			1	89.867	ug/l	38.79	90.01	2.209E-04	Pulse	0.10	3
Sr			1	0.001	ug/l	314.56	226.68	1.118E-04	Pulse	0.10	3
Mo			1	0.062	ug/l	27.84	350.02	1.731E-04	Pulse	0.10	3
Mo			1	0.065	ug/l	6.07	476.69	2.355E-04	Pulse	0.10	3
Mo			1	0.058	ug/l	17.92	220.01	1.086E-04	Pulse	0.10	3

Quantitation Report

Element	Mass	ISTD	Tune	Conc	Units	RSD(%)	CPS	Ratio	Det	Time(sec)	Rep
Mo			1	0.060	ug/l	4.91	571.91	2.827E-04	Pulse	0.10	3
Mo			1	-54.051	ug/l	-197.38	10.00	4.970E-06	Pulse	0.10	3
Cd			1	-0.049	ug/l	-242.61	33.33	1.571E-05	Pulse	0.10	3
Ag			1	0.006	ug/l	58.83	86.67	4.094E-05	Pulse	0.10	3
Cd			1	0.134	ug/l	70.60	50.00	2.357E-05	Pulse	0.10	3
Ag			1	0.005	ug/l	63.38	76.67	3.606E-05	Pulse	0.10	3
Cd			1	-0.004	ug/l	-215.01	33.33	1.575E-05	Pulse	0.10	3
Cd			1	-0.060	ug/l	-9.87	136.67	6.443E-05	Pulse	0.10	3
Sn			1	0.058	ug/l	46.42	2,837.09	1.338E-03	Pulse	0.10	3
Sb			1	0.396	ug/l	2.82	4,170.70	1.966E-03	Pulse	0.10	3
Sb			1	0.376	ug/l	5.86	3,247.13	1.530E-03	Pulse	0.10	3
Ba			1	0.026	ug/l	31.43	116.68	5.495E-05	Pulse	0.10	3
Ba			1	0.020	ug/l	50.16	120.01	5.661E-05	Pulse	0.10	3
Tl			1	0.296	ug/l	9.24	3,230.48	1.752E-03	Pulse	0.10	3
Tl			1	0.287	ug/l	0.84	7,365.46	3.995E-03	Pulse	0.10	3
Pb			1	0.007	ug/l	117.63	183.34	9.918E-05	Pulse	0.10	3
Pb			1	0.001	ug/l	770.29	143.34	7.769E-05	Pulse	0.10	3
Pb			1	0.004	ug/l	32.74	730.04	3.958E-04	Pulse	0.10	3

ISTD Table

Tune	Element	Mass	CPS	RSD(%)	ISTD Recovery%	Det	Time(sec)	Rep
1	Li		973,652.33	1.15	90.5	Pulse	0.10	3
1	Sc		1,362,646.54	0.21	89.6	Pulse	0.10	3
1	Ge		296,218.05	1.38	91.4	Pulse	0.10	3
1	Ge		407,832.43	0.80	90.4	Pulse	0.10	3
1	Rh		2,023,364.55	0.94	90.9	Pulse	0.10	3
1	In		2,121,833.22	0.66	93.2	Pulse	0.10	3
1	Tb		3,024,959.02	0.13	94.4	Pulse	0.10	3
1	Ho		298,121.80	1.89	94.7	Pulse	0.10	3
1	Bi		1,843,718.41	1.30	96.1	Pulse	0.10	3

Quantitation Report

File Name 022SMPL.d
File Path C:\Agilent\ICPMH\1\DATA\xa091919w1.b
Method File
Method Path
Acq Time 9/19/2019 9:28
Sample Name CCVA
Sample Type Sample
Comment
Prep Dilution 1.000
Auto Dilution N/A
Total Dilution 1.000
Operator Name admin
Acq Mode Spectrum
Cal Title
Cal Type External Calibration
Last Calib 9/19/2019 9:23
Bkg File
Bkg Mode Count Subtraction except for ISTD
Interference File
FQ Blank File
VIS Fit Point to Point

Tune Step	Tune File
1	

FullQuant Table

Element	Mass	ISTD	Tune	Conc	Units	RSD(%)	CPS	Ratio	Det	Time(sec)	Rep
Be			1	52.138	ug/l	1.44	189,816.54	1.948E-01	Pulse	0.10	3
B			1	104.684	ug/l	2.11	211,105.79	2.166E-01	Pulse	0.15	3
Na			1	5136.400	ug/l	1.53	92,620,685.29	6.717E+01	Analog	0.10	3
Mg			1	5177.706	ug/l	2.75	58,682,634.13	4.256E+01	Analog	0.10	3
Al			1	5019.500	ug/l	2.16	68,011,958.99	4.933E+01	Analog	0.10	3
K			1	5178.920	ug/l	1.68	79,910,092.14	5.795E+01	Analog	0.10	3
Ca			1	5151.026	ug/l	0.88	149,536.10	1.084E-01	Pulse	0.10	3
Ca			1	5175.748	ug/l	1.74	2,425,720.64	1.759E+00	Pulse	0.10	3
Ti			1	51.466	ug/l	1.09	73,318.97	1.756E-01	Pulse	0.10	3
V			1	51.260	ug/l	0.46	988,374.12	2.367E+00	Pulse	0.30	3
Cr			1	50.933	ug/l	0.39	876,579.41	2.099E+00	Pulse	0.10	3
Cr			1	49.756	ug/l	1.27	130,800.93	3.132E-01	Pulse	0.10	3
Mn			1	51.578	ug/l	1.13	1,160,260.32	2.778E+00	Pulse	0.10	3
Fe			1	5112.038	ug/l	0.90	95,534,115.24	2.288E+02	Analog	0.10	3
Fe			1	5123.687	ug/l	0.33	2,289,359.65	5.482E+00	Pulse	0.10	3
Co			1	51.171	ug/l	0.40	934,433.40	2.238E+00	Pulse	0.10	3
Ni			1	51.446	ug/l	0.58	202,786.28	4.856E-01	Pulse	0.10	3
Ni			1	51.825	ug/l	1.47	30,392.48	7.278E-02	Pulse	0.10	3
Cu			1	50.892	ug/l	0.52	486,477.62	1.165E+00	Pulse	0.10	3
Cu			1	50.662	ug/l	0.94	229,193.99	5.488E-01	Pulse	0.10	3
Zn			1	52.264	ug/l	1.03	124,386.17	2.979E-01	Pulse	0.10	3
Zn			1	51.522	ug/l	1.43	19,171.92	4.591E-02	Pulse	0.10	3
Zn			1	51.112	ug/l	1.50	88,502.86	2.119E-01	Pulse	0.10	3
As			1	51.103	ug/l	1.75	121,696.90	2.914E-01	Pulse	0.50	3
Se			1	216.612	ug/l	2.45	28,292.10	6.775E-02	Pulse	0.10	3
Se			1	196.229	ug/l	0.11	89,893.73	2.153E-01	Pulse	1.00	3
Se			1	203.090	ug/l	0.29	122,158.86	2.925E-01	Pulse	1.00	3
Kr			1	120.071	ug/l	38.19	123.34	2.952E-04	Pulse	0.10	3
Sr			1	52.861	ug/l	1.68	1,400,669.82	6.940E-01	Pulse	0.10	3
Mo			1	52.760	ug/l	0.82	269,826.14	1.337E-01	Pulse	0.10	3
Mo			1	52.199	ug/l	1.22	344,047.39	1.705E-01	Pulse	0.10	3
Mo			1	52.423	ug/l	0.89	170,385.07	8.441E-02	Pulse	0.10	3
Mo			1	52.511	ug/l	0.52	436,477.65	2.162E-01	Pulse	0.10	3
Mo			1	121.452	ug/l	201.18	26.67	1.315E-05	Pulse	0.10	3

Quantitation Report

Element	Mass	ISTD	Tune	Conc	Units	RSD(%)	CPS	Ratio	Det	Time(sec)	Rep
Cd			1	49.845	ug/l	2.59	13,622.93	6.355E-03	Pulse	0.10	3
Ag			1	51.623	ug/l	1.84	645,711.45	3.013E-01	Pulse	0.10	3
Cd			1	52.471	ug/l	4.94	9,753.36	4.551E-03	Pulse	0.10	3
Ag			1	51.850	ug/l	2.23	623,318.14	2.908E-01	Pulse	0.10	3
Cd			1	52.232	ug/l	0.61	131,646.82	6.142E-02	Pulse	0.10	3
Cd			1	51.486	ug/l	2.46	312,727.98	1.459E-01	Pulse	0.10	3
Sn			1	51.771	ug/l	1.19	434,458.70	2.027E-01	Pulse	0.10	3
Sb			1	54.329	ug/l	0.47	553,675.07	2.583E-01	Pulse	0.10	3
Sb			1	53.188	ug/l	1.49	424,092.65	1.979E-01	Pulse	0.10	3
Ba			1	52.669	ug/l	1.90	128,231.50	5.983E-02	Pulse	0.10	3
Ba			1	53.026	ug/l	1.52	219,247.30	1.023E-01	Pulse	0.10	3
Tl			1	52.442	ug/l	1.14	544,412.10	2.964E-01	Pulse	0.10	3
Tl			1	53.001	ug/l	1.68	1,313,486.39	7.152E-01	Pulse	0.10	3
Pb			1	52.655	ug/l	1.61	455,453.98	2.480E-01	Pulse	0.10	3
Pb			1	51.773	ug/l	1.19	395,974.88	2.156E-01	Pulse	0.10	3
Pb			1	52.364	ug/l	1.62	1,825,577.78	9.940E-01	Pulse	0.10	3

ISTD Table

Tune	Element	Mass	CPS	RSD(%)	ISTD Recovery%	Det	Time(sec)	Rep
1	Li		974,601.47	1.10	90.5	Pulse	0.10	3
1	Sc		1,379,097.17	1.27	90.7	Pulse	0.10	3
1	Ge		297,482.95	0.61	91.8	Pulse	0.10	3
1	Ge		417,608.16	0.21	92.6	Pulse	0.10	3
1	Rh		2,018,535.91	0.95	90.7	Pulse	0.10	3
1	In		2,143,426.79	1.01	94.2	Pulse	0.10	3
1	Tb		3,075,366.72	0.48	96.0	Pulse	0.10	3
1	Ho		307,133.08	1.48	97.6	Pulse	0.10	3
1	Bi		1,836,937.27	1.51	95.7	Pulse	0.10	3

Quantitation Report

File Name 023SMPL.d
File Path C:\Agilent\ICPMH\1\DATA\xa091919w1.b
Method File
Method Path
Acq Time 9/19/2019 9:31
Sample Name CCB
Sample Type Sample
Comment
Prep Dilution 1.000
Auto Dilution N/A
Total Dilution 1.000
Operator Name admin
Acq Mode Spectrum
Cal Title
Cal Type External Calibration
Last Calib 9/19/2019 9:23
Bkg File
Bkg Mode Count Subtraction except for ISTD
Interference File
FQ Blank File
VIS Fit Point to Point

Tune Step	Tune File
1	

FullQuant Table

Element	Mass	ISTD	Tune	Conc	Units	RSD(%)	CPS	Ratio	Det	Time(sec)	Rep
Be			1	0.013	ug/l	76.71	50.00	5.267E-05	Pulse	0.10	3
B			1	2.975	ug/l	3.16	9,467.33	9.932E-03	Pulse	0.15	3
Na			1	-2.454	ug/l	-7.24	203,117.38	1.521E-01	Pulse	0.10	3
Mg			1	0.758	ug/l	30.99	13,435.94	1.006E-02	Pulse	0.10	3
Al			1	-0.138	ug/l	-147.29	34,195.74	2.560E-02	Pulse	0.10	3
K			1	2.291	ug/l	33.74	1,538,158.47	1.152E+00	Pulse	0.10	3
Ca			1	6.203	ug/l	52.42	243.35	1.820E-04	Pulse	0.10	3
Ca			1	0.297	ug/l	190.91	9,036.15	6.767E-03	Pulse	0.10	3
Ti			1	-0.031	ug/l	-35.25	23.33	5.723E-05	Pulse	0.10	3
V			1	0.137	ug/l	37.18	2,120.68	5.215E-03	Pulse	0.30	3
Cr			1	-0.085	ug/l	-54.88	8,345.78	2.053E-02	Pulse	0.10	3
Cr			1	-5.896	ug/l	-3.34	24,809.44	6.102E-02	Pulse	0.10	3
Mn			1	-0.017	ug/l	-63.37	2,713.66	6.674E-03	Pulse	0.10	3
Fe			1	-6.595	ug/l	-3.95	947,818.92	2.331E+00	Pulse	0.10	3
Fe			1	-2.789	ug/l	-46.17	21,187.63	5.211E-02	Pulse	0.10	3
Co			1	0.005	ug/l	41.81	313.35	7.704E-04	Pulse	0.10	3
Ni			1	0.012	ug/l	88.44	246.68	6.067E-04	Pulse	0.10	3
Ni			1	0.068	ug/l	70.89	200.01	4.921E-04	Pulse	0.10	3
Cu			1	-0.020	ug/l	-72.95	1,660.15	4.084E-03	Pulse	0.10	3
Cu			1	-0.010	ug/l	-133.88	806.72	1.984E-03	Pulse	0.10	3
Zn			1	0.052	ug/l	136.40	1,233.43	3.033E-03	Pulse	0.10	3
Zn			1	0.081	ug/l	94.12	230.01	5.658E-04	Pulse	0.10	3
Zn			1	0.106	ug/l	40.47	1,076.74	2.649E-03	Pulse	0.10	3
As			1	0.498	ug/l	10.29	12,312.05	3.028E-02	Pulse	0.50	3
Se			1	-9.543	ug/l	-8.11	3,757.29	9.242E-03	Pulse	0.10	3
Se			1	0.639	ug/l	93.74	12,395.72	3.049E-02	Pulse	1.00	3
Se			1	0.473	ug/l	95.80	12,424.39	3.056E-02	Pulse	1.00	3
Kr			1	69.988	ug/l	13.70	70.00	1.721E-04	Pulse	0.10	3
Sr			1	0.009	ug/l	32.29	443.36	2.208E-04	Pulse	0.10	3
Mo			1	0.052	ug/l	25.41	296.68	1.476E-04	Pulse	0.10	3
Mo			1	0.071	ug/l	2.07	513.36	2.556E-04	Pulse	0.10	3
Mo			1	0.047	ug/l	49.62	183.34	9.121E-05	Pulse	0.10	3

Quantitation Report

Element	Mass	ISTD	Tune	Conc	Units	RSD(%)	CPS	Ratio	Det	Time(sec)	Rep
Mo			1	0.049	ug/l	20.37	478.08	2.379E-04	Pulse	0.10	3
Mo			1	-17.626	ug/l	-1405.65	13.33	6.668E-06	Pulse	0.10	3
Cd			1	-0.048	ug/l	-194.68	33.33	1.585E-05	Pulse	0.10	3
Ag			1	0.012	ug/l	50.56	166.67	7.986E-05	Pulse	0.10	3
Cd			1	0.008	ug/l	1881.66	26.67	1.269E-05	Pulse	0.10	3
Ag			1	0.013	ug/l	48.08	170.01	8.141E-05	Pulse	0.10	3
Cd			1	0.004	ug/l	283.49	53.33	2.556E-05	Pulse	0.10	3
Cd			1	-0.048	ug/l	-27.10	203.34	9.739E-05	Pulse	0.10	3
Sn			1	0.093	ug/l	36.65	3,087.17	1.475E-03	Pulse	0.10	3
Sb			1	0.075	ug/l	19.22	923.40	4.406E-04	Pulse	0.10	3
Sb			1	0.059	ug/l	10.19	733.38	3.503E-04	Pulse	0.10	3
Ba			1	0.003	ug/l	256.13	60.00	2.867E-05	Pulse	0.10	3
Ba			1	0.005	ug/l	172.78	60.00	2.876E-05	Pulse	0.10	3
Tl			1	0.008	ug/l	50.77	226.68	1.238E-04	Pulse	0.10	3
Tl			1	0.015	ug/l	12.79	593.37	3.244E-04	Pulse	0.10	3
Pb			1	0.017	ug/l	35.37	270.01	1.475E-04	Pulse	0.10	3
Pb			1	0.010	ug/l	27.14	213.34	1.167E-04	Pulse	0.10	3
Pb			1	0.013	ug/l	43.52	1,043.39	5.701E-04	Pulse	0.10	3

ISTD Table

Tune	Element	Mass	CPS	RSD(%)	ISTD Recovery%	Det	Time(sec)	Rep
1	Li		953,129.83	0.98	88.5	Pulse	0.10	3
1	Sc		1,335,395.92	0.63	87.8	Pulse	0.10	3
1	Ge		290,636.20	0.92	89.7	Pulse	0.10	3
1	Ge		406,591.83	0.64	90.1	Pulse	0.10	3
1	Rh		2,008,456.22	0.46	90.2	Pulse	0.10	3
1	In		2,093,263.86	1.12	91.9	Pulse	0.10	3
1	Tb		3,000,336.31	0.52	93.6	Pulse	0.10	3
1	Ho		296,641.83	0.10	94.3	Pulse	0.10	3
1	Bi		1,829,227.63	0.56	95.3	Pulse	0.10	3

Quantitation Report

File Name 024SMPL.d
File Path C:\Agilent\ICPMH\1\DATA\xa091919w1.b
Method File
Method Path
Acq Time 9/19/2019 9:34
Sample Name mp17344-mb1 8
Sample Type Sample
Comment
Prep Dilution 1.000
Auto Dilution N/A
Total Dilution 1.000
Operator Name admin
Acq Mode Spectrum
Cal Title
Cal Type External Calibration
Last Calib 9/19/2019 9:23
Bkg File
Bkg Mode Count Subtraction except for ISTD
Interference File
FQ Blank File
VIS Fit Point to Point

Tune Step	Tune File
1	

FullQuant Table

Element	Mass	ISTD	Tune	Conc	Units	RSD(%)	CPS	Ratio	Det	Time(sec)	Rep
Be			1	0.021	ug/l	56.31	80.00	8.116E-05	Pulse	0.10	3
B			1	2.202	ug/l	1.89	8,244.46	8.360E-03	Pulse	0.15	3
Na			1	-0.398	ug/l	-11.69	245,613.75	1.789E-01	Pulse	0.10	3
Mg			1	0.569	ug/l	4.32	11,677.79	8.505E-03	Pulse	0.10	3
Al			1	0.527	ug/l	15.09	44,112.00	3.213E-02	Pulse	0.10	3
K			1	3.293	ug/l	36.57	1,596,350.29	1.163E+00	Pulse	0.10	3
Ca			1	10.254	ug/l	9.47	366.69	2.672E-04	Pulse	0.10	3
Ca			1	5.049	ug/l	9.47	11,497.71	8.376E-03	Pulse	0.10	3
Ti			1	0.026	ug/l	12.59	103.34	2.507E-04	Pulse	0.10	3
V			1	0.081	ug/l	163.10	1,064.16	2.623E-03	Pulse	0.30	3
Cr			1	-0.068	ug/l	-16.81	8,746.07	2.123E-02	Pulse	0.10	3
Cr			1	-6.945	ug/l	-2.15	23,186.95	5.627E-02	Pulse	0.10	3
Mn			1	0.020	ug/l	45.46	3,553.85	8.629E-03	Pulse	0.10	3
Fe			1	-3.366	ug/l	-34.42	1,019,151.24	2.474E+00	Pulse	0.10	3
Fe			1	0.865	ug/l	115.38	23,063.58	5.598E-02	Pulse	0.10	3
Co			1	0.002	ug/l	206.43	253.35	6.159E-04	Pulse	0.10	3
Ni			1	0.047	ug/l	35.22	386.69	9.396E-04	Pulse	0.10	3
Ni			1	0.243	ug/l	67.74	303.35	7.371E-04	Pulse	0.10	3
Cu			1	0.347	ug/l	8.13	5,134.34	1.246E-02	Pulse	0.10	3
Cu			1	0.328	ug/l	6.45	2,320.26	5.631E-03	Pulse	0.10	3
Zn			1	8.754	ug/l	2.05	21,491.43	5.216E-02	Pulse	0.10	3
Zn			1	8.392	ug/l	6.04	3,250.45	7.892E-03	Pulse	0.10	3
Zn			1	8.373	ug/l	0.85	15,067.50	3.657E-02	Pulse	0.10	3
As			1	0.506	ug/l	33.93	12,491.94	3.032E-02	Pulse	0.50	3
Se			1	-13.173	ug/l	-9.74	3,420.50	8.303E-03	Pulse	0.10	3
Se			1	0.758	ug/l	80.95	12,606.89	3.060E-02	Pulse	1.00	3
Se			1	0.478	ug/l	105.57	12,592.22	3.057E-02	Pulse	1.00	3
Kr			1	111.787	ug/l	65.21	113.34	2.748E-04	Pulse	0.10	3
Sr			1	0.013	ug/l	23.58	553.36	2.698E-04	Pulse	0.10	3
Mo			1	0.031	ug/l	47.91	193.34	9.421E-05	Pulse	0.10	3
Mo			1	0.103	ug/l	29.83	740.05	3.604E-04	Pulse	0.10	3
Mo			1	0.031	ug/l	10.98	133.34	6.498E-05	Pulse	0.10	3

Quantitation Report

Element	Mass	ISTD	Tune	Conc	Units	RSD(%)	CPS	Ratio	Det	Time(sec)	Rep
Mo			1	0.017	ug/l	15.74	218.55	1.065E-04	Pulse	0.10	3
Mo			1	-56.574	ug/l	-318.71	10.00	4.853E-06	Pulse	0.10	3
Cd			1	0.149	ug/l	72.42	86.67	4.087E-05	Pulse	0.10	3
Ag			1	0.007	ug/l	44.21	106.67	5.026E-05	Pulse	0.10	3
Cd			1	0.298	ug/l	48.55	80.00	3.771E-05	Pulse	0.10	3
Ag			1	0.006	ug/l	58.44	83.33	3.940E-05	Pulse	0.10	3
Cd			1	0.001	ug/l	595.95	46.67	2.194E-05	Pulse	0.10	3
Cd			1	-0.063	ug/l	-13.43	116.67	5.491E-05	Pulse	0.10	3
Sn			1	-0.165	ug/l	-3.07	996.74	4.700E-04	Pulse	0.10	3
Sb			1	0.031	ug/l	20.72	490.03	2.308E-04	Pulse	0.10	3
Sb			1	0.014	ug/l	132.84	390.02	1.834E-04	Pulse	0.10	3
Ba			1	0.008	ug/l	56.27	73.34	3.457E-05	Pulse	0.10	3
Ba			1	0.018	ug/l	55.06	113.34	5.345E-05	Pulse	0.10	3
Tl			1	0.002	ug/l	284.30	163.34	8.754E-05	Pulse	0.10	3
Tl			1	0.004	ug/l	62.44	320.02	1.714E-04	Pulse	0.10	3
Pb			1	0.016	ug/l	18.01	270.01	1.446E-04	Pulse	0.10	3
Pb			1	0.013	ug/l	51.33	240.01	1.286E-04	Pulse	0.10	3
Pb			1	0.012	ug/l	10.97	1,023.39	5.482E-04	Pulse	0.10	3

ISTD Table

Tune	Element	Mass	CPS	RSD(%)	ISTD Recovery%	Det	Time(sec)	Rep
1	Li		986,148.77	0.29	91.6	Pulse	0.10	3
1	Sc		1,372,847.22	0.98	90.3	Pulse	0.10	3
1	Ge		298,911.94	0.63	92.2	Pulse	0.10	3
1	Ge		412,024.25	1.14	91.3	Pulse	0.10	3
1	Rh		2,051,728.46	0.38	92.2	Pulse	0.10	3
1	In		2,121,285.53	1.00	93.2	Pulse	0.10	3
1	Tb		3,034,568.81	0.54	94.7	Pulse	0.10	3
1	Ho		302,735.07	0.53	96.2	Pulse	0.10	3
1	Bi		1,866,928.00	0.35	97.3	Pulse	0.10	3

Quantitation Report

File Name 025SMPL.d
File Path C:\Agilent\ICPMH\1\DATA\xa091919w1.b
Method File
Method Path
Acq Time 9/19/2019 9:38
Sample Name mp17344-b1
Sample Type Sample
Comment
Prep Dilution 1.000
Auto Dilution N/A
Total Dilution 1.000
Operator Name admin
Acq Mode Spectrum
Cal Title
Cal Type External Calibration
Last Calib 9/19/2019 9:23
Bkg File
Bkg Mode Count Subtraction except for ISTD
Interference File
FQ Blank File
VIS Fit Point to Point

Tune Step	Tune File
1	

FullQuant Table

Element	Mass	ISTD	Tune	Conc	Units	RSD(%)	CPS	Ratio	Det	Time(sec)	Rep
Be			1	75.076	ug/l	2.11	277,534.23	2.805E-01	Pulse	0.10	3
B			1	75.479	ug/l	2.88	155,620.09	1.573E-01	Pulse	0.15	3
Na			1	1938.018	ug/l	1.24	35,408,042.81	2.546E+01	Analog	0.10	3
Mg			1	1991.634	ug/l	1.47	22,772,959.66	1.637E+01	Analog	0.10	3
Al			1	1925.010	ug/l	1.17	26,332,727.94	1.893E+01	Analog	0.10	3
K			1	1980.300	ug/l	0.61	31,788,711.19	2.286E+01	Analog	0.10	3
Ca			1	1979.251	ug/l	0.84	57,995.32	4.170E-02	Pulse	0.10	3
Ca			1	1987.481	ug/l	0.50	945,289.57	6.796E-01	Pulse	0.10	3
Ti			1	73.503	ug/l	0.75	104,122.34	2.507E-01	Pulse	0.10	3
V			1	76.283	ug/l	1.24	1,463,181.83	3.523E+00	Pulse	0.30	3
Cr			1	74.938	ug/l	0.91	1,278,087.01	3.077E+00	Pulse	0.10	3
Cr			1	70.788	ug/l	0.16	169,693.45	4.085E-01	Pulse	0.10	3
Mn			1	75.432	ug/l	1.54	1,686,309.40	4.060E+00	Pulse	0.10	3
Fe			1	1968.774	ug/l	0.47	37,266,167.78	8.972E+01	Analog	0.10	3
Fe			1	1965.755	ug/l	0.80	887,726.71	2.137E+00	Pulse	0.10	3
Co			1	74.766	ug/l	0.21	1,357,928.31	3.269E+00	Pulse	0.10	3
Ni			1	74.851	ug/l	0.96	293,367.16	7.063E-01	Pulse	0.10	3
Ni			1	75.287	ug/l	3.16	43,839.43	1.055E-01	Pulse	0.10	3
Cu			1	74.051	ug/l	0.98	703,213.48	1.693E+00	Pulse	0.10	3
Cu			1	74.303	ug/l	0.41	333,950.50	8.040E-01	Pulse	0.10	3
Zn			1	81.015	ug/l	1.57	191,145.65	4.602E-01	Pulse	0.10	3
Zn			1	81.126	ug/l	1.27	29,908.14	7.200E-02	Pulse	0.10	3
Zn			1	81.155	ug/l	0.53	139,231.20	3.352E-01	Pulse	0.10	3
As			1	75.522	ug/l	1.75	173,383.21	4.174E-01	Pulse	0.50	3
Se			1	199.218	ug/l	4.50	26,271.96	6.325E-02	Pulse	0.10	3
Se			1	190.641	ug/l	0.85	87,219.02	2.100E-01	Pulse	1.00	3
Se			1	196.781	ug/l	0.82	118,115.77	2.844E-01	Pulse	1.00	3
Kr			1	110.913	ug/l	17.92	113.34	2.727E-04	Pulse	0.10	3
Sr			1	75.821	ug/l	0.91	2,036,311.32	9.954E-01	Pulse	0.10	3
Mo			1	74.861	ug/l	0.45	388,036.96	1.897E-01	Pulse	0.10	3
Mo			1	74.436	ug/l	0.79	497,253.74	2.431E-01	Pulse	0.10	3
Mo			1	74.206	ug/l	1.02	244,436.26	1.195E-01	Pulse	0.10	3
Mo			1	74.816	ug/l	0.67	630,288.34	3.081E-01	Pulse	0.10	3
Mo			1	153.708	ug/l	67.53	30.00	1.466E-05	Pulse	0.10	3

Quantitation Report

Element	Mass	ISTD	Tune	Conc	Units	RSD(%)	CPS	Ratio	Det	Time(sec)	Rep
Cd			1	74.274	ug/l	3.28	20,347.12	9.459E-03	Pulse	0.10	3
Ag			1	75.618	ug/l	0.59	949,249.41	4.413E-01	Pulse	0.10	3
Cd			1	76.081	ug/l	1.87	14,183.57	6.594E-03	Pulse	0.10	3
Ag			1	76.045	ug/l	0.69	917,526.89	4.266E-01	Pulse	0.10	3
Cd			1	75.441	ug/l	1.82	190,802.24	8.870E-02	Pulse	0.10	3
Cd			1	74.775	ug/l	0.98	455,616.10	2.118E-01	Pulse	0.10	3
Sn			1	75.029	ug/l	0.47	630,808.04	2.933E-01	Pulse	0.10	3
Sb			1	79.650	ug/l	0.32	814,507.10	3.787E-01	Pulse	0.10	3
Sb			1	78.797	ug/l	0.38	630,406.85	2.931E-01	Pulse	0.10	3
Ba			1	75.536	ug/l	0.95	184,555.65	8.580E-02	Pulse	0.10	3
Ba			1	77.249	ug/l	0.59	320,528.82	1.490E-01	Pulse	0.10	3
Tl			1	76.384	ug/l	0.86	800,707.46	4.317E-01	Pulse	0.10	3
Tl			1	76.045	ug/l	0.54	1,903,161.80	1.026E+00	Pulse	0.10	3
Pb			1	78.336	ug/l	1.63	684,208.82	3.689E-01	Pulse	0.10	3
Pb			1	77.679	ug/l	0.90	599,917.44	3.234E-01	Pulse	0.10	3
Pb			1	77.962	ug/l	0.64	2,744,694.47	1.480E+00	Pulse	0.10	3

ISTD Table

Tune	Element	Mass	CPS	RSD(%)	ISTD Recovery%	Det	Time(sec)	Rep
1	Li		989,630.39	1.09	91.9	Pulse	0.10	3
1	Sc		1,390,889.46	0.56	91.4	Pulse	0.10	3
1	Ge		297,846.90	1.06	91.9	Pulse	0.10	3
1	Ge		415,378.76	0.51	92.1	Pulse	0.10	3
1	Rh		2,045,851.58	0.48	91.9	Pulse	0.10	3
1	In		2,150,943.48	0.40	94.5	Pulse	0.10	3
1	Tb		3,103,797.77	0.62	96.9	Pulse	0.10	3
1	Ho		308,648.44	0.47	98.1	Pulse	0.10	3
1	Bi		1,854,912.47	0.93	96.6	Pulse	0.10	3

Quantitation Report

File Name 026SMPL.d
File Path C:\Agilent\ICPMH\1\DATA\xa091919w1.b
Method File
Method Path
Acq Time 9/19/2019 9:41
Sample Name mp17344-s1
Sample Type Sample
Comment
Prep Dilution 1.000
Auto Dilution N/A
Total Dilution 1.000
Operator Name admin
Acq Mode Spectrum
Cal Title
Cal Type External Calibration
Last Calib 9/19/2019 9:23
Bkg File
Bkg Mode Count Subtraction except for ISTD
Interference File
FQ Blank File
VIS Fit Point to Point

Tune Step	Tune File
1	

FullQuant Table

Element	Mass	ISTD	Tune	Conc	Units	RSD(%)	CPS	Ratio	Det	Time(sec)	Rep
Be			1	74.532	ug/l	1.81	268,782.14	2.784E-01	Pulse	0.10	3
B			1	118.889	ug/l	1.19	236,976.68	2.455E-01	Pulse	0.15	3
Na			1	54674.674	ug/l	0.62	972,819,798.84	7.132E+02	Analog	0.10	3
Mg			1	9099.712	ug/l	0.59	102,024,241.81	7.480E+01	Analog	0.10	3
Al			1	2365.789	ug/l	0.89	31,729,107.86	2.326E+01	Analog	0.10	3
K			1	3791.629	ug/l	0.80	58,282,260.80	4.273E+01	Analog	0.10	3
Ca			1	37047.253	ug/l	0.21	1,063,331.94	7.796E-01	Pulse	0.10	3
Ca			1	37532.521	ug/l	0.36	17,343,440.99	1.272E+01	Analog	0.10	3
Ti			1	77.278	ug/l	2.18	107,178.15	2.635E-01	Pulse	0.10	3
V			1	85.158	ug/l	1.00	1,599,306.19	3.933E+00	Pulse	0.30	3
Cr			1	73.338	ug/l	0.33	1,224,800.32	3.012E+00	Pulse	0.10	3
Cr			1	65.537	ug/l	1.87	156,453.29	3.847E-01	Pulse	0.10	3
Mn			1	129.070	ug/l	0.70	2,822,790.27	6.941E+00	Pulse	0.10	3
Fe			1	4209.399	ug/l	0.89	76,794,607.19	1.888E+02	Analog	0.10	3
Fe			1	4385.492	ug/l	0.80	1,911,446.64	4.700E+00	Pulse	0.10	3
Co			1	72.142	ug/l	0.41	1,282,788.21	3.154E+00	Pulse	0.10	3
Ni			1	72.203	ug/l	1.08	277,074.28	6.813E-01	Pulse	0.10	3
Ni			1	71.600	ug/l	1.11	40,828.21	1.004E-01	Pulse	0.10	3
Cu			1	126.587	ug/l	1.20	1,175,645.19	2.891E+00	Pulse	0.10	3
Cu			1	126.696	ug/l	0.79	556,895.49	1.369E+00	Pulse	0.10	3
Zn			1	485.425	ug/l	0.63	1,115,806.49	2.744E+00	Pulse	0.10	3
Zn			1	472.561	ug/l	1.42	169,600.43	4.170E-01	Pulse	0.10	3
Zn			1	474.825	ug/l	0.21	793,159.18	1.950E+00	Pulse	0.10	3
As			1	74.627	ug/l	1.16	167,867.01	4.128E-01	Pulse	0.50	3
Se			1	197.230	ug/l	4.33	25,514.19	6.273E-02	Pulse	0.10	3
Se			1	180.172	ug/l	0.73	81,370.85	2.001E-01	Pulse	1.00	3
Se			1	185.859	ug/l	0.63	109,899.98	2.702E-01	Pulse	1.00	3
Kr			1	106.691	ug/l	10.89	106.67	2.623E-04	Pulse	0.10	3
Sr			1	223.624	ug/l	1.34	5,704,286.37	2.935E+00	Analog	0.10	3
Mo			1	76.508	ug/l	0.80	376,694.94	1.938E-01	Pulse	0.10	3
Mo			1	76.097	ug/l	1.12	482,861.14	2.485E-01	Pulse	0.10	3
Mo			1	76.242	ug/l	1.26	238,549.04	1.228E-01	Pulse	0.10	3
Mo			1	76.448	ug/l	0.70	611,723.20	3.148E-01	Pulse	0.10	3
Mo			1	-13.540	ug/l	-941.14	13.33	6.859E-06	Pulse	0.10	3
Cd			1	72.453	ug/l	2.36	19,208.86	9.228E-03	Pulse	0.10	3
Ag			1	72.821	ug/l	0.53	884,638.00	4.250E-01	Pulse	0.10	3
Cd			1	73.648	ug/l	2.98	13,286.03	6.383E-03	Pulse	0.10	3

Quantitation Report

Element	Mass	ISTD	Tune	Conc	Units	RSD(%)	CPS	Ratio	Det	Time(sec)	Rep
Ag			1	72.555	ug/l	1.36	847,140.85	4.070E-01	Pulse	0.10	3
Cd			1	71.265	ug/l	1.20	174,415.51	8.379E-02	Pulse	0.10	3
Cd			1	72.291	ug/l	0.76	426,287.14	2.048E-01	Pulse	0.10	3
Sn			1	80.515	ug/l	1.18	654,927.67	3.146E-01	Pulse	0.10	3
Sb			1	78.677	ug/l	1.31	778,592.10	3.740E-01	Pulse	0.10	3
Sb			1	78.010	ug/l	1.07	603,967.95	2.902E-01	Pulse	0.10	3
Ba			1	152.088	ug/l	0.32	359,537.72	1.727E-01	Pulse	0.10	3
Ba			1	157.322	ug/l	0.36	631,667.24	3.035E-01	Pulse	0.10	3
Tl			1	67.863	ug/l	0.84	753,280.14	3.835E-01	Pulse	0.10	3
Tl			1	68.133	ug/l	0.99	1,805,494.40	9.193E-01	Pulse	0.10	3
Pb			1	2835.977	ug/l	0.78	26,224,809.61	1.335E+01	Analog	0.10	3
Pb			1	2431.193	ug/l	0.79	19,875,982.20	1.012E+01	Analog	0.10	3
Pb			1	2569.828	ug/l	0.57	95,775,056.07	4.877E+01	Analog	0.10	3

ISTD Table

Tune	Element	Mass	CPS	RSD(%)	ISTD Recovery%	Det	Time(sec)	Rep
1	Li		965,234.07	0.80	89.7	Pulse	0.10	3
1	Sc		1,364,005.34	0.35	89.7	Pulse	0.10	3
1	Ge		289,968.16	0.90	89.5	Pulse	0.10	3
1	Ge		406,665.75	0.36	90.1	Pulse	0.10	3
1	Rh		1,943,240.81	0.59	87.3	Pulse	0.10	3
1	In		2,081,530.04	0.48	91.4	Pulse	0.10	3
1	Tb		3,078,965.16	0.83	96.1	Pulse	0.10	3
1	Ho		304,742.82	0.71	96.8	Pulse	0.10	3
1	Bi		1,963,998.67	0.54	102.3	Pulse	0.10	3

Quantitation Report

File Name 027SMPL.d
File Path C:\Agilent\ICPMH\1\DATA\xa091919w1.b
Method File
Method Path
Acq Time 9/19/2019 9:44
Sample Name mp17344-s2
Sample Type Sample
Comment
Prep Dilution 1.000
Auto Dilution N/A
Total Dilution 1.000
Operator Name admin
Acq Mode Spectrum
Cal Title
Cal Type External Calibration
Last Calib 9/19/2019 9:23
Bkg File
Bkg Mode Count Subtraction except for ISTD
Interference File
FQ Blank File
VIS Fit Point to Point

Tune Step	Tune File
1	

FullQuant Table

Element	Mass	ISTD	Tune	Conc	Units	RSD(%)	CPS	Ratio	Det	Time(sec)	Rep
Be			1	73.330	ug/l	1.32	270,340.86	2.740E-01	Pulse	0.10	3
B			1	119.407	ug/l	2.32	243,305.64	2.466E-01	Pulse	0.15	3
Na			1	54357.943	ug/l	0.88	994,389,291.85	7.091E+02	Analog	0.10	3
Mg			1	9059.307	ug/l	0.74	104,419,388.45	7.446E+01	Analog	0.10	3
Al			1	2358.979	ug/l	0.56	32,527,379.51	2.320E+01	Analog	0.10	3
K			1	3799.955	ug/l	1.50	60,045,997.44	4.282E+01	Analog	0.10	3
Ca			1	36975.539	ug/l	0.79	1,091,027.38	7.781E-01	Pulse	0.10	3
Ca			1	37272.405	ug/l	0.89	17,706,231.82	1.263E+01	Analog	0.10	3
Ti			1	78.065	ug/l	2.87	109,208.40	2.662E-01	Pulse	0.10	3
V			1	85.943	ug/l	0.82	1,628,375.07	3.969E+00	Pulse	0.30	3
Cr			1	73.856	ug/l	0.64	1,244,377.74	3.033E+00	Pulse	0.10	3
Cr			1	66.204	ug/l	0.45	159,091.66	3.878E-01	Pulse	0.10	3
Mn			1	130.889	ug/l	0.70	2,887,935.16	7.039E+00	Pulse	0.10	3
Fe			1	4264.684	ug/l	1.86	78,479,353.83	1.913E+02	Analog	0.10	3
Fe			1	4405.683	ug/l	0.62	1,937,204.71	4.722E+00	Pulse	0.10	3
Co			1	72.103	ug/l	0.50	1,293,511.67	3.153E+00	Pulse	0.10	3
Ni			1	72.551	ug/l	1.06	280,866.45	6.846E-01	Pulse	0.10	3
Ni			1	71.520	ug/l	1.14	41,145.81	1.003E-01	Pulse	0.10	3
Cu			1	128.252	ug/l	0.64	1,201,654.98	2.929E+00	Pulse	0.10	3
Cu			1	127.607	ug/l	0.38	565,878.32	1.379E+00	Pulse	0.10	3
Zn			1	474.018	ug/l	0.14	1,099,312.51	2.679E+00	Pulse	0.10	3
Zn			1	455.372	ug/l	1.04	164,882.63	4.019E-01	Pulse	0.10	3
Zn			1	463.334	ug/l	0.70	780,856.68	1.903E+00	Pulse	0.10	3
As			1	75.546	ug/l	0.24	171,313.57	4.175E-01	Pulse	0.50	3
Se			1	194.565	ug/l	2.97	25,454.03	6.205E-02	Pulse	0.10	3
Se			1	182.586	ug/l	0.87	83,027.77	2.024E-01	Pulse	1.00	3
Se			1	187.710	ug/l	0.77	111,856.44	2.726E-01	Pulse	1.00	3
Kr			1	125.845	ug/l	33.57	126.67	3.094E-04	Pulse	0.10	3
Sr			1	222.785	ug/l	0.90	5,791,941.79	2.924E+00	Analog	0.10	3
Mo			1	75.883	ug/l	0.14	380,763.00	1.923E-01	Pulse	0.10	3
Mo			1	75.468	ug/l	0.41	488,037.85	2.464E-01	Pulse	0.10	3
Mo			1	75.415	ug/l	0.78	240,473.24	1.214E-01	Pulse	0.10	3
Mo			1	76.078	ug/l	0.65	620,422.05	3.133E-01	Pulse	0.10	3
Mo			1	-88.277	ug/l	-71.03	6.67	3.375E-06	Pulse	0.10	3
Cd			1	69.865	ug/l	1.71	18,938.69	8.899E-03	Pulse	0.10	3
Ag			1	71.687	ug/l	1.09	890,490.85	4.184E-01	Pulse	0.10	3
Cd			1	70.991	ug/l	1.49	13,095.84	6.154E-03	Pulse	0.10	3

Quantitation Report

Element	Mass	ISTD	Tune	Conc	Units	RSD(%)	CPS	Ratio	Det	Time(sec)	Rep
Ag			1	71.928	ug/l	0.81	858,757.56	4.035E-01	Pulse	0.10	3
Cd			1	71.352	ug/l	0.55	178,562.67	8.390E-02	Pulse	0.10	3
Cd			1	72.212	ug/l	1.62	435,364.80	2.046E-01	Pulse	0.10	3
Sn			1	80.025	ug/l	0.66	665,617.52	3.127E-01	Pulse	0.10	3
Sb			1	78.284	ug/l	0.86	792,132.57	3.722E-01	Pulse	0.10	3
Sb			1	77.273	ug/l	0.31	611,744.86	2.874E-01	Pulse	0.10	3
Ba			1	153.270	ug/l	1.79	370,468.59	1.741E-01	Pulse	0.10	3
Ba			1	156.178	ug/l	1.26	641,139.50	3.013E-01	Pulse	0.10	3
Tl			1	67.420	ug/l	1.15	764,767.93	3.810E-01	Pulse	0.10	3
Tl			1	68.069	ug/l	1.20	1,843,305.70	9.184E-01	Pulse	0.10	3
Pb			1	2822.060	ug/l	0.40	26,668,542.10	1.329E+01	Analog	0.10	3
Pb			1	2440.538	ug/l	1.49	20,390,121.36	1.016E+01	Analog	0.10	3
Pb			1	2589.320	ug/l	0.24	98,618,329.36	4.914E+01	Analog	0.10	3

ISTD Table

Tune	Element	Mass	CPS	RSD(%)	ISTD Recovery%	Det	Time(sec)	Rep
1	Li		986,835.66	0.37	91.7	Pulse	0.10	3
1	Sc		1,402,324.09	1.02	92.2	Pulse	0.10	3
1	Ge		294,341.06	1.11	90.8	Pulse	0.10	3
1	Ge		410,295.40	1.02	90.9	Pulse	0.10	3
1	Rh		1,980,412.26	0.87	88.9	Pulse	0.10	3
1	In		2,128,500.71	1.47	93.5	Pulse	0.10	3
1	Tb		3,124,487.45	0.50	97.5	Pulse	0.10	3
1	Ho		309,307.30	1.49	98.3	Pulse	0.10	3
1	Bi		2,007,099.24	0.59	104.6	Pulse	0.10	3

Quantitation Report

File Name 028SMPL.d
File Path C:\Agilent\ICPMH\1\DATA\xa091919w1.b
Method File
Method Path
Acq Time 9/19/2019 9:48
Sample Name jc94737-5
Sample Type Sample
Comment SUEZNJH
Prep Dilution 1.000
Auto Dilution N/A
Total Dilution 1.000
Operator Name admin
Acq Mode Spectrum
Cal Title
Cal Type External Calibration
Last Calib 9/19/2019 9:23
Bkg File
Bkg Mode Count Subtraction except for ISTD
Interference File
FQ Blank File
VIS Fit Point to Point

Tune Step	Tune File
1	

FullQuant Table

Element	Mass	ISTD	Tune	Conc	Units	RSD(%)	CPS	Ratio	Det	Time(sec)	Rep
Be			1	0.029	ug/l	37.55	110.00	1.093E-04	Pulse	0.10	3
B			1	46.837	ug/l	1.87	99,785.13	9.907E-02	Pulse	0.15	3
Na			1	51581.982	ug/l	0.28	964,411,212.29	6.729E+02	Analog	0.10	3
Mg			1	7070.991	ug/l	0.45	83,304,220.42	5.812E+01	Analog	0.10	3
Al			1	453.987	ug/l	1.39	6,429,541.36	4.486E+00	Analog	0.10	3
K			1	1861.058	ug/l	0.96	30,883,308.71	2.155E+01	Analog	0.10	3
Ca			1	34649.079	ug/l	0.14	1,045,000.24	7.291E-01	Pulse	0.10	3
Ca			1	34662.533	ug/l	0.61	16,831,043.50	1.174E+01	Analog	0.10	3
Ti			1	3.799	ug/l	1.97	5,494.46	1.311E-02	Pulse	0.10	3
V			1	10.250	ug/l	0.68	197,950.47	4.724E-01	Pulse	0.30	3
Cr			1	0.503	ug/l	4.67	18,647.76	4.449E-02	Pulse	0.10	3
Cr			1	-10.669	ug/l	-2.39	16,505.64	3.939E-02	Pulse	0.10	3
Mn			1	55.922	ug/l	1.15	1,262,105.95	3.012E+00	Pulse	0.10	3
Fe			1	2346.780	ug/l	1.65	44,603,086.00	1.064E+02	Analog	0.10	3
Fe			1	2446.062	ug/l	0.64	1,108,847.87	2.646E+00	Pulse	0.10	3
Co			1	0.248	ug/l	3.06	4,777.57	1.140E-02	Pulse	0.10	3
Ni			1	1.201	ug/l	1.11	4,950.94	1.181E-02	Pulse	0.10	3
Ni			1	1.070	ug/l	14.59	793.39	1.892E-03	Pulse	0.10	3
Cu			1	56.209	ug/l	0.93	539,001.55	1.286E+00	Pulse	0.10	3
Cu			1	55.841	ug/l	1.94	253,414.15	6.047E-01	Pulse	0.10	3
Zn			1	394.633	ug/l	0.28	935,032.33	2.231E+00	Pulse	0.10	3
Zn			1	380.821	ug/l	0.52	140,884.54	3.362E-01	Pulse	0.10	3
Zn			1	389.671	ug/l	0.43	670,959.16	1.601E+00	Pulse	0.10	3
As			1	1.336	ug/l	9.28	14,500.86	3.461E-02	Pulse	0.50	3
Se			1	-10.798	ug/l	-7.59	3,737.24	8.917E-03	Pulse	0.10	3
Se			1	0.055	ug/l	539.21	12,546.16	2.994E-02	Pulse	1.00	3
Se			1	0.112	ug/l	255.33	12,611.16	3.009E-02	Pulse	1.00	3
Kr			1	74.317	ug/l	45.80	76.67	1.827E-04	Pulse	0.10	3
Sr			1	143.095	ug/l	0.34	3,846,497.75	1.878E+00	Pulse	0.10	3
Mo			1	0.843	ug/l	2.68	4,407.42	2.152E-03	Pulse	0.10	3
Mo			1	0.932	ug/l	12.36	6,278.16	3.064E-03	Pulse	0.10	3
Mo			1	0.864	ug/l	12.07	2,880.38	1.406E-03	Pulse	0.10	3
Mo			1	0.817	ug/l	3.08	6,962.24	3.400E-03	Pulse	0.10	3
Mo			1	47.763	ug/l	435.09	20.00	9.717E-06	Pulse	0.10	3
Cd			1	0.303	ug/l	35.90	133.34	6.052E-05	Pulse	0.10	3
Ag			1	0.046	ug/l	2.08	600.03	2.728E-04	Pulse	0.10	3
Cd			1	0.283	ug/l	50.46	80.00	3.646E-05	Pulse	0.10	3

Quantitation Report

Element	Mass	ISTD	Tune	Conc	Units	RSD(%)	CPS	Ratio	Det	Time(sec)	Rep
Ag			1	0.044	ug/l	15.15	563.36	2.562E-04	Pulse	0.10	3
Cd			1	0.049	ug/l	33.10	170.01	7.742E-05	Pulse	0.10	3
Cd			1	0.186	ug/l	9.93	1,670.15	7.595E-04	Pulse	0.10	3
Sn			1	7.142	ug/l	2.14	63,612.84	2.892E-02	Pulse	0.10	3
Sb			1	0.346	ug/l	7.32	3,800.62	1.727E-03	Pulse	0.10	3
Sb			1	0.320	ug/l	7.43	2,907.06	1.321E-03	Pulse	0.10	3
Ba			1	75.850	ug/l	1.69	189,511.56	8.616E-02	Pulse	0.10	3
Ba			1	78.082	ug/l	1.01	331,283.84	1.506E-01	Pulse	0.10	3
Tl			1	0.045	ug/l	14.96	686.71	3.320E-04	Pulse	0.10	3
Tl			1	0.044	ug/l	9.83	1,466.80	7.096E-04	Pulse	0.10	3
Pb			1	2655.100	ug/l	0.62	25,840,597.95	1.250E+01	Analog	0.10	3
Pb			1	2311.763	ug/l	0.33	19,892,304.29	9.623E+00	Analog	0.10	3
Pb			1	2431.835	ug/l	0.39	95,389,303.17	4.615E+01	Analog	0.10	3

ISTD Table

Tune	Element	Mass	CPS	RSD(%)	ISTD Recovery%	Det	Time(sec)	Rep
1	Li		1,007,231.51	0.53	93.6	Pulse	0.10	3
1	Sc		1,433,264.56	0.60	94.2	Pulse	0.10	3
1	Ge		298,914.56	0.64	92.2	Pulse	0.10	3
1	Ge		419,095.81	1.31	92.9	Pulse	0.10	3
1	Rh		2,047,712.57	0.78	92.0	Pulse	0.10	3
1	In		2,199,591.98	1.16	96.6	Pulse	0.10	3
1	Tb		3,224,510.47	1.22	100.6	Pulse	0.10	3
1	Ho		319,856.12	1.08	101.6	Pulse	0.10	3
1	Bi		2,067,135.02	0.97	107.7	Pulse	0.10	3

Quantitation Report

File Name 029SMPL.d
File Path C:\Agilent\ICPMH\1\DATA\xa091919w1.b
Method File
Method Path
Acq Time 9/19/2019 9:51
Sample Name mp17344-s3 1
Sample Type Sample
Comment
Prep Dilution 1.000
Auto Dilution N/A
Total Dilution 1.000
Operator Name admin
Acq Mode Spectrum
Cal Title
Cal Type External Calibration
Last Calib 9/19/2019 9:23
Bkg File
Bkg Mode Count Subtraction except for ISTD
Interference File
FQ Blank File
VIS Fit Point to Point

Tune Step	Tune File
1	

FullQuant Table

Element	Mass	ISTD	Tune	Conc	Units	RSD(%)	CPS	Ratio	Det	Time(sec)	Rep
Be			1	72.770	ug/l	0.31	266,553.73	2.719E-01	Pulse	0.10	3
B			1	86.047	ug/l	2.74	175,271.21	1.788E-01	Pulse	0.15	3
Na			1	26189.001	ug/l	0.83	472,215,566.30	3.417E+02	Analog	0.10	3
Mg			1	4957.545	ug/l	0.79	56,314,417.49	4.075E+01	Analog	0.10	3
Al			1	2036.749	ug/l	0.15	27,680,087.92	2.003E+01	Analog	0.10	3
K			1	2690.893	ug/l	1.07	42,358,656.87	3.065E+01	Analog	0.10	3
Ca			1	13742.853	ug/l	1.00	399,676.44	2.892E-01	Pulse	0.10	3
Ca			1	13865.783	ug/l	0.30	6,497,132.40	4.702E+00	Analog	0.10	3
Ti			1	76.182	ug/l	0.52	105,692.15	2.598E-01	Pulse	0.10	3
V			1	75.886	ug/l	0.68	1,425,642.47	3.504E+00	Pulse	0.30	3
Cr			1	74.294	ug/l	0.84	1,241,131.75	3.051E+00	Pulse	0.10	3
Cr			1	64.158	ug/l	0.25	153,974.47	3.785E-01	Pulse	0.10	3
Mn			1	138.593	ug/l	0.48	3,031,985.79	7.453E+00	Pulse	0.10	3
Fe			1	48491.603	ug/l	1.64	873,783,400.31	2.148E+03	Analog	0.10	3
Fe			1	49476.175	ug/l	1.24	21,342,508.85	5.246E+01	Analog	0.10	3
Co			1	73.754	ug/l	1.38	1,311,999.36	3.225E+00	Pulse	0.10	3
Ni			1	103.203	ug/l	1.04	396,099.42	9.736E-01	Pulse	0.10	3
Ni			1	102.184	ug/l	0.71	58,220.86	1.431E-01	Pulse	0.10	3
Cu			1	1503.757	ug/l	0.69	13,950,377.29	3.429E+01	Analog	0.10	3
Cu			1	1531.152	ug/l	1.13	6,723,293.44	1.653E+01	Analog	0.10	3
Zn			1	444.340	ug/l	0.33	1,021,841.99	2.512E+00	Pulse	0.10	3
Zn			1	431.760	ug/l	0.81	155,032.35	3.811E-01	Pulse	0.10	3
Zn			1	439.686	ug/l	0.81	734,817.75	1.806E+00	Pulse	0.10	3
As			1	74.002	ug/l	1.08	166,624.34	4.096E-01	Pulse	0.50	3
Se			1	183.389	ug/l	2.85	24,065.30	5.915E-02	Pulse	0.10	3
Se			1	179.983	ug/l	0.57	81,328.31	1.999E-01	Pulse	1.00	3
Se			1	185.760	ug/l	0.66	109,889.07	2.701E-01	Pulse	1.00	3
Kr			1	63.364	ug/l	40.05	63.33	1.558E-04	Pulse	0.10	3
Sr			1	114.055	ug/l	0.56	2,953,131.73	1.497E+00	Pulse	0.10	3
Mo			1	73.831	ug/l	1.14	368,958.99	1.871E-01	Pulse	0.10	3
Mo			1	73.462	ug/l	1.74	473,113.55	2.399E-01	Pulse	0.10	3
Mo			1	73.029	ug/l	1.40	231,918.11	1.176E-01	Pulse	0.10	3
Mo			1	73.616	ug/l	1.05	597,901.03	3.031E-01	Pulse	0.10	3
Mo			1	20.015	ug/l	828.19	16.67	8.423E-06	Pulse	0.10	3
Cd			1	72.353	ug/l	2.61	19,596.10	9.215E-03	Pulse	0.10	3
Ag			1	72.829	ug/l	0.51	903,892.33	4.250E-01	Pulse	0.10	3
Cd			1	70.500	ug/l	1.77	12,995.79	6.111E-03	Pulse	0.10	3

Quantitation Report

Element	Mass	ISTD	Tune	Conc	Units	RSD(%)	CPS	Ratio	Det	Time(sec)	Rep
Ag			1	72.456	ug/l	0.22	864,328.01	4.064E-01	Pulse	0.10	3
Cd			1	72.728	ug/l	1.40	181,860.73	8.551E-02	Pulse	0.10	3
Cd			1	73.288	ug/l	0.89	441,530.30	2.076E-01	Pulse	0.10	3
Sn			1	82.893	ug/l	0.47	688,787.36	3.239E-01	Pulse	0.10	3
Sb			1	76.851	ug/l	0.44	776,982.52	3.654E-01	Pulse	0.10	3
Sb			1	76.313	ug/l	0.86	603,598.51	2.838E-01	Pulse	0.10	3
Ba			1	85.880	ug/l	0.99	207,430.09	9.755E-02	Pulse	0.10	3
Ba			1	87.399	ug/l	0.59	358,520.41	1.686E-01	Pulse	0.10	3
Tl			1	75.096	ug/l	0.61	765,126.99	4.244E-01	Pulse	0.10	3
Tl			1	75.364	ug/l	0.26	1,833,221.85	1.017E+00	Pulse	0.10	3
Pb			1	1312.567	ug/l	0.40	11,141,300.66	6.180E+00	Analog	0.10	3
Pb			1	1284.492	ug/l	0.71	9,639,740.90	5.347E+00	Analog	0.10	3
Pb			1	1294.620	ug/l	0.20	44,289,609.55	2.457E+01	Analog	0.10	3

ISTD Table

Tune	Element	Mass	CPS	RSD(%)	ISTD Recovery%	Det	Time(sec)	Rep
1	Li		980,492.35	0.89	91.1	Pulse	0.10	3
1	Sc		1,381,893.21	0.57	90.8	Pulse	0.10	3
1	Ge		294,349.36	1.27	90.8	Pulse	0.10	3
1	Ge		406,819.60	0.39	90.2	Pulse	0.10	3
1	Rh		1,972,396.74	0.64	88.6	Pulse	0.10	3
1	In		2,126,593.96	0.83	93.4	Pulse	0.10	3
1	Tb		3,116,665.68	0.71	97.3	Pulse	0.10	3
1	Ho		306,210.31	0.64	97.3	Pulse	0.10	3
1	Bi		1,802,819.40	0.40	93.9	Pulse	0.10	3

Quantitation Report

File Name 030SMPL.d
File Path C:\Agilent\ICPMH\1\DATA\xa091919w1.b
Method File
Method Path
Acq Time 9/19/2019 9:54
Sample Name jc94457-1
Sample Type Sample
Comment
Prep Dilution 1.000
Auto Dilution N/A
Total Dilution 1.000
Operator Name admin
Acq Mode Spectrum
Cal Title
Cal Type External Calibration
Last Calib 9/19/2019 9:23
Bkg File
Bkg Mode Count Subtraction except for ISTD
Interference File
FQ Blank File
VIS Fit Point to Point

Tune Step	Tune File
1	

FullQuant Table

Element	Mass	ISTD	Tune	Conc	Units	RSD(%)	CPS	Ratio	Det	Time(sec)	Rep
Be			1	0.014	ug/l	149.27	53.34	5.394E-05	Pulse	0.10	3
B			1	10.540	ug/l	66.46	25,211.71	2.531E-02	Pulse	0.15	3
Na			1	16561.181	ug/l	86.55	304,325,456.14	2.162E+02	Mix	0.10	3
Mg			1	2029.791	ug/l	86.50	23,493,296.35	1.669E+01	Mix	0.10	3
Al			1	98.164	ug/l	87.29	1,395,304.23	9.911E-01	Pulse	0.10	3
K			1	526.101	ug/l	86.30	9,714,823.71	6.899E+00	Mix	0.10	3
Ca			1	7996.331	ug/l	86.46	236,950.83	1.683E-01	Pulse	0.10	3
Ca			1	7999.074	ug/l	86.51	3,822,581.35	2.715E+00	Mix	0.10	3
Ti			1	1.575	ug/l	86.63	2,286.99	5.531E-03	Pulse	0.10	3
V			1	0.355	ug/l	67.92	6,327.20	1.528E-02	Pulse	0.30	3
Cr			1	0.320	ug/l	150.20	15,342.19	3.701E-02	Pulse	0.10	3
Cr			1	-14.637	ug/l	-2.48	8,916.06	2.141E-02	Pulse	0.10	3
Mn			1	42.883	ug/l	86.59	955,152.75	2.311E+00	Pulse	0.10	3
Fe			1	31070.973	ug/l	86.48	569,051,495.32	1.377E+03	Mix	0.10	3
Fe			1	31394.467	ug/l	86.43	13,764,178.30	3.331E+01	Mix	0.10	3
Co			1	0.233	ug/l	87.70	4,437.72	1.073E-02	Pulse	0.10	3
Ni			1	20.608	ug/l	86.39	80,515.89	1.948E-01	Pulse	0.10	3
Ni			1	21.071	ug/l	86.88	12,324.05	2.983E-02	Pulse	0.10	3
Cu			1	973.621	ug/l	86.50	9,175,290.60	2.220E+01	Mix	0.10	3
Cu			1	986.789	ug/l	86.48	4,401,794.05	1.065E+01	Mix	0.10	3
Zn			1	254.281	ug/l	86.47	594,517.59	1.439E+00	Pulse	0.10	3
Zn			1	244.446	ug/l	86.48	89,254.80	2.160E-01	Pulse	0.10	3
Zn			1	253.676	ug/l	86.42	431,042.23	1.043E+00	Pulse	0.10	3
As			1	0.376	ug/l	88.30	12,349.27	2.965E-02	Pulse	0.50	3
Se			1	-21.282	ug/l	-14.64	2,583.65	6.205E-03	Pulse	0.10	3
Se			1	0.623	ug/l	109.62	12,698.96	3.047E-02	Pulse	1.00	3
Se			1	0.445	ug/l	95.66	12,719.96	3.052E-02	Pulse	1.00	3
Kr			1	94.886	ug/l	48.17	96.67	2.333E-04	Pulse	0.10	3
Sr			1	25.521	ug/l	86.55	670,711.03	3.351E-01	Pulse	0.10	3
Mo			1	0.397	ug/l	71.35	2,053.58	1.022E-03	Pulse	0.10	3
Mo			1	0.478	ug/l	65.52	3,183.87	1.583E-03	Pulse	0.10	3
Mo			1	0.395	ug/l	67.05	1,310.13	6.515E-04	Pulse	0.10	3
Mo			1	0.385	ug/l	63.62	3,261.94	1.621E-03	Pulse	0.10	3
Mo			1	-19.704	ug/l	-833.50	13.33	6.572E-06	Pulse	0.10	3
Cd			1	0.096	ug/l	250.74	73.34	3.414E-05	Pulse	0.10	3
Ag			1	0.035	ug/l	65.48	456.69	2.120E-04	Pulse	0.10	3
Cd			1	0.452	ug/l	108.70	110.00	5.109E-05	Pulse	0.10	3

Quantitation Report

Element	Mass	ISTD	Tune	Conc	Units	RSD(%)	CPS	Ratio	Det	Time(sec)	Rep
Ag			1	0.031	ug/l	68.90	386.69	1.796E-04	Pulse	0.10	3
Cd			1	0.290	ug/l	90.67	776.73	3.613E-04	Pulse	0.10	3
Cd			1	0.496	ug/l	96.65	3,520.72	1.638E-03	Pulse	0.10	3
Sn			1	6.566	ug/l	84.06	57,382.96	2.668E-02	Pulse	0.10	3
Sb			1	0.449	ug/l	66.33	4,777.76	2.218E-03	Pulse	0.10	3
Sb			1	0.425	ug/l	72.98	3,684.03	1.711E-03	Pulse	0.10	3
Ba			1	7.641	ug/l	86.69	18,704.19	8.702E-03	Pulse	0.10	3
Ba			1	7.812	ug/l	86.57	32,421.14	1.509E-02	Pulse	0.10	3
Tl			1	0.039	ug/l	44.72	543.37	2.949E-04	Pulse	0.10	3
Tl			1	0.032	ug/l	60.86	1,003.41	5.460E-04	Pulse	0.10	3
Pb			1	828.326	ug/l	86.49	7,114,213.37	3.900E+00	Mix	0.10	3
Pb			1	808.906	ug/l	86.48	6,142,385.88	3.367E+00	Mix	0.10	3
Pb			1	815.048	ug/l	86.48	28,212,960.30	1.547E+01	Mix	0.10	3

ISTD Table

Tune	Element	Mass	CPS	RSD(%)	ISTD Recovery%	Det	Time(sec)	Rep
1	Li		1,000,683.27	1.35	93.0	Pulse	0.10	3
1	Sc		1,409,163.57	0.23	92.6	Pulse	0.10	3
1	Ge		302,739.27	0.73	93.4	Pulse	0.10	3
1	Ge		416,796.19	1.81	92.4	Pulse	0.10	3
1	Rh		2,038,089.29	3.11	91.5	Pulse	0.10	3
1	In		2,168,236.89	1.61	95.2	Pulse	0.10	3
1	Tb		3,136,760.37	1.70	97.9	Pulse	0.10	3
1	Ho		310,887.17	1.41	98.8	Pulse	0.10	3
1	Bi		1,854,189.24	2.81	96.6	Pulse	0.10	3

Quantitation Report

File Name 031SMPL.d
File Path C:\Agilent\ICPMH\1\DATA\xa091919w1.b
Method File
Method Path
Acq Time 9/19/2019 10:05
Sample Name jc94457-2conf
Sample Type Sample
Comment ENVIRON
Prep Dilution 1.000
Auto Dilution N/A
Total Dilution 1.000
Operator Name admin
Acq Mode Spectrum
Cal Title
Cal Type External Calibration
Last Calib 9/19/2019 9:23
Bkg File
Bkg Mode Count Subtraction except for ISTD
Interference File
FQ Blank File
VIS Fit Point to Point

Tune Step	Tune File
1	

FullQuant Table

Element	Mass	ISTD	Tune	Conc	Units	RSD(%)	CPS	Ratio	Det	Time(sec)	Rep
Be			1	0.012	ug/l	20.10	50.00	4.894E-05	Pulse	0.10	3
B			1	11.085	ug/l	1.57	26,959.43	2.641E-02	Pulse	0.15	3
Na			1	25342.004	ug/l	0.99	470,284,259.66	3.307E+02	Analog	0.10	3
Mg			1	3162.470	ug/l	2.19	36,967,293.62	2.600E+01	Analog	0.10	3
Al			1	44.294	ug/l	1.69	656,956.70	4.620E-01	Pulse	0.10	3
K			1	879.390	ug/l	1.58	15,323,460.19	1.078E+01	Analog	0.10	3
Ca			1	12215.295	ug/l	0.70	365,597.88	2.571E-01	Pulse	0.10	3
Ca			1	12171.158	ug/l	0.67	5,870,703.87	4.128E+00	Analog	0.10	3
Ti			1	0.731	ug/l	6.27	1,103.42	2.653E-03	Pulse	0.10	3
V			1	0.191	ug/l	3.88	3,211.11	7.712E-03	Pulse	0.30	3
Cr			1	-0.173	ug/l	-4.12	7,051.77	1.694E-02	Pulse	0.10	3
Cr			1	-18.029	ug/l	-0.69	2,510.30	6.038E-03	Pulse	0.10	3
Mn			1	41.016	ug/l	0.88	920,122.15	2.211E+00	Pulse	0.10	3
Fe			1	261.521	ug/l	0.49	5,906,418.25	1.419E+01	Analog	0.10	3
Fe			1	302.821	ug/l	0.52	156,410.75	3.758E-01	Pulse	0.10	3
Co			1	0.034	ug/l	2.54	840.05	2.018E-03	Pulse	0.10	3
Ni			1	0.382	ug/l	1.55	1,703.48	4.093E-03	Pulse	0.10	3
Ni			1	0.294	ug/l	59.13	336.69	8.089E-04	Pulse	0.10	3
Cu			1	2.081	ug/l	1.51	21,635.05	5.199E-02	Pulse	0.10	3
Cu			1	1.930	ug/l	4.81	9,536.48	2.292E-02	Pulse	0.10	3
Zn			1	24.742	ug/l	1.66	59,281.74	1.424E-01	Pulse	0.10	3
Zn			1	23.024	ug/l	0.44	8,652.56	2.079E-02	Pulse	0.10	3
Zn			1	24.023	ug/l	0.86	41,948.20	1.008E-01	Pulse	0.10	3
As			1	0.917	ug/l	21.17	13,504.74	3.244E-02	Pulse	0.50	3
Se			1	-35.805	ug/l	-6.37	1,016.74	2.448E-03	Pulse	0.10	3
Se			1	1.238	ug/l	44.79	12,923.13	3.106E-02	Pulse	1.00	3
Se			1	0.946	ug/l	45.33	12,971.47	3.117E-02	Pulse	1.00	3
Kr			1	55.493	ug/l	21.90	56.67	1.364E-04	Pulse	0.10	3
Sr			1	37.203	ug/l	0.12	1,000,297.38	4.884E-01	Pulse	0.10	3
Mo			1	0.162	ug/l	10.04	873.39	4.262E-04	Pulse	0.10	3
Mo			1	0.154	ug/l	11.23	1,076.75	5.254E-04	Pulse	0.10	3
Mo			1	0.145	ug/l	23.37	510.03	2.489E-04	Pulse	0.10	3
Mo			1	0.163	ug/l	22.91	1,450.06	7.080E-04	Pulse	0.10	3
Mo			1	82.237	ug/l	263.03	23.33	1.132E-05	Pulse	0.10	3
Cd			1	-0.088	ug/l	-86.85	23.33	1.083E-05	Pulse	0.10	3
Ag			1	0.004	ug/l	73.80	66.67	3.080E-05	Pulse	0.10	3
Cd			1	0.040	ug/l	154.96	33.33	1.543E-05	Pulse	0.10	3

Quantitation Report

Element	Mass	ISTD	Tune	Conc	Units	RSD(%)	CPS	Ratio	Det	Time(sec)	Rep
Ag			1	0.008	ug/l	33.53	113.34	5.241E-05	Pulse	0.10	3
Cd			1	-0.002	ug/l	-431.86	40.00	1.849E-05	Pulse	0.10	3
Cd			1	-0.061	ug/l	-16.02	130.01	6.006E-05	Pulse	0.10	3
Sn			1	-0.182	ug/l	-2.34	870.06	4.024E-04	Pulse	0.10	3
Sb			1	0.078	ug/l	15.19	976.73	4.520E-04	Pulse	0.10	3
Sb			1	0.058	ug/l	13.92	750.05	3.470E-04	Pulse	0.10	3
Ba			1	8.018	ug/l	1.13	19,739.80	9.130E-03	Pulse	0.10	3
Ba			1	8.307	ug/l	1.18	34,686.35	1.604E-02	Pulse	0.10	3
Tl			1	0.005	ug/l	129.66	190.01	1.029E-04	Pulse	0.10	3
Tl			1	0.004	ug/l	69.29	326.68	1.761E-04	Pulse	0.10	3
Pb			1	3.958	ug/l	2.64	34,641.58	1.870E-02	Pulse	0.10	3
Pb			1	3.838	ug/l	3.09	29,724.10	1.605E-02	Pulse	0.10	3
Pb			1	3.858	ug/l	1.33	136,204.21	7.354E-02	Pulse	0.10	3

ISTD Table

Tune	Element	Mass	CPS	RSD(%)	ISTD Recovery%	Det	Time(sec)	Rep
1	Li		1,020,561.01	1.00	94.8	Pulse	0.10	3
1	Sc		1,422,193.21	1.36	93.5	Pulse	0.10	3
1	Ge		297,543.33	1.19	91.8	Pulse	0.10	3
1	Ge		416,202.38	1.74	92.2	Pulse	0.10	3
1	Rh		2,047,919.08	1.07	92.0	Pulse	0.10	3
1	In		2,162,136.95	0.65	95.0	Pulse	0.10	3
1	Tb		3,104,860.06	1.66	96.9	Pulse	0.10	3
1	Ho		306,226.60	1.33	97.3	Pulse	0.10	3
1	Bi		1,852,154.76	1.18	96.5	Pulse	0.10	3

Quantitation Report

File Name 032SMPL.d
File Path C:\Agilent\ICPMH\1\DATA\xa091919w1.b
Method File
Method Path
Acq Time 9/19/2019 10:08
Sample Name jc94988-7 1
Sample Type Sample
Comment
Prep Dilution 1.000
Auto Dilution N/A
Total Dilution 1.000
Operator Name admin
Acq Mode Spectrum
Cal Title
Cal Type External Calibration
Last Calib 9/19/2019 9:23
Bkg File
Bkg Mode Count Subtraction except for ISTD
Interference File
FQ Blank File
VIS Fit Point to Point

Tune Step	Tune File
1	

FullQuant Table

Element	Mass	ISTD	Tune	Conc	Units	RSD(%)	CPS	Ratio	Det	Time(sec)	Rep
Be			1	0.019	ug/l	41.26	73.33	7.471E-05	Pulse	0.10	3
B			1	11.356	ug/l	2.95	26,521.07	2.696E-02	Pulse	0.15	3
Na			1	25150.984	ug/l	0.70	455,924,086.54	3.282E+02	Analog	0.10	3
Mg			1	3353.196	ug/l	1.39	38,296,152.76	2.756E+01	Analog	0.10	3
Al			1	141.874	ug/l	1.03	1,973,393.57	1.420E+00	Pulse	0.10	3
K			1	736.113	ug/l	1.22	12,785,411.48	9.204E+00	Analog	0.10	3
Ca			1	12351.596	ug/l	1.03	361,109.14	2.599E-01	Pulse	0.10	3
Ca			1	12241.245	ug/l	0.52	5,768,053.87	4.152E+00	Analog	0.10	3
Ti			1	2.915	ug/l	4.10	4,160.67	1.010E-02	Pulse	0.10	3
V			1	0.212	ug/l	17.37	3,589.78	8.688E-03	Pulse	0.30	3
Cr			1	-0.028	ug/l	-68.11	9,423.00	2.286E-02	Pulse	0.10	3
Cr			1	-13.424	ug/l	-1.48	11,087.46	2.691E-02	Pulse	0.10	3
Mn			1	282.782	ug/l	1.09	6,266,019.07	1.520E+01	Analog	0.10	3
Fe			1	220.053	ug/l	1.36	5,095,087.74	1.236E+01	Mix	0.10	3
Fe			1	264.617	ug/l	0.98	138,242.61	3.354E-01	Pulse	0.10	3
Co			1	0.150	ug/l	7.52	2,930.38	7.114E-03	Pulse	0.10	3
Ni			1	1.223	ug/l	10.90	4,957.62	1.203E-02	Pulse	0.10	3
Ni			1	1.055	ug/l	17.35	770.06	1.871E-03	Pulse	0.10	3
Cu			1	118.919	ug/l	0.97	1,119,600.32	2.716E+00	Pulse	0.10	3
Cu			1	118.222	ug/l	0.74	526,870.70	1.278E+00	Pulse	0.10	3
Zn			1	199.792	ug/l	0.99	466,205.79	1.131E+00	Pulse	0.10	3
Zn			1	191.166	ug/l	1.66	69,658.90	1.690E-01	Pulse	0.10	3
Zn			1	196.532	ug/l	1.70	333,299.94	8.086E-01	Pulse	0.10	3
As			1	0.715	ug/l	39.24	12,949.76	3.140E-02	Pulse	0.50	3
Se			1	-20.539	ug/l	-12.72	2,633.66	6.397E-03	Pulse	0.10	3
Se			1	-0.145	ug/l	-457.67	12,261.96	2.975E-02	Pulse	1.00	3
Se			1	-0.153	ug/l	-355.45	12,262.96	2.975E-02	Pulse	1.00	3
Kr			1	101.722	ug/l	26.92	103.34	2.501E-04	Pulse	0.10	3
Sr			1	36.433	ug/l	1.63	965,595.22	4.783E-01	Pulse	0.10	3
Mo			1	0.151	ug/l	10.13	803.38	3.979E-04	Pulse	0.10	3
Mo			1	0.247	ug/l	11.50	1,673.48	8.281E-04	Pulse	0.10	3
Mo			1	0.148	ug/l	15.90	510.03	2.532E-04	Pulse	0.10	3
Mo			1	0.136	ug/l	12.56	1,199.53	5.934E-04	Pulse	0.10	3
Mo			1	124.507	ug/l	179.97	26.67	1.329E-05	Pulse	0.10	3
Cd			1	0.181	ug/l	28.69	96.67	4.491E-05	Pulse	0.10	3
Ag			1	0.036	ug/l	26.56	470.03	2.192E-04	Pulse	0.10	3
Cd			1	0.168	ug/l	99.67	56.67	2.648E-05	Pulse	0.10	3

Quantitation Report

Element	Mass	ISTD	Tune	Conc	Units	RSD(%)	CPS	Ratio	Det	Time(sec)	Rep
Ag			1	0.027	ug/l	20.54	340.01	1.584E-04	Pulse	0.10	3
Cd			1	0.030	ug/l	62.68	120.00	5.610E-05	Pulse	0.10	3
Cd			1	-0.027	ug/l	-19.29	340.02	1.583E-04	Pulse	0.10	3
Sn			1	0.035	ug/l	25.26	2,683.68	1.248E-03	Pulse	0.10	3
Sb			1	0.089	ug/l	12.20	1,086.75	5.052E-04	Pulse	0.10	3
Sb			1	0.070	ug/l	9.20	843.39	3.922E-04	Pulse	0.10	3
Ba			1	10.388	ug/l	2.01	25,424.98	1.182E-02	Pulse	0.10	3
Ba			1	10.703	ug/l	2.58	44,434.97	2.066E-02	Pulse	0.10	3
Tl			1	0.006	ug/l	71.52	206.68	1.109E-04	Pulse	0.10	3
Tl			1	0.009	ug/l	49.09	453.36	2.435E-04	Pulse	0.10	3
Pb			1	14.317	ug/l	1.93	125,822.98	6.748E-02	Pulse	0.10	3
Pb			1	13.880	ug/l	2.32	107,869.34	5.785E-02	Pulse	0.10	3
Pb			1	14.019	ug/l	1.43	496,656.08	2.663E-01	Pulse	0.10	3

ISTD Table

Tune	Element	Mass	CPS	RSD(%)	ISTD Recovery%	Det	Time(sec)	Rep
1	Li		983,584.39	0.80	91.4	Pulse	0.10	3
1	Sc		1,389,290.61	1.77	91.3	Pulse	0.10	3
1	Ge		295,612.42	1.92	91.2	Pulse	0.10	3
1	Ge		412,270.25	1.98	91.4	Pulse	0.10	3
1	Rh		2,018,752.78	2.28	90.7	Pulse	0.10	3
1	In		2,150,226.18	2.16	94.4	Pulse	0.10	3
1	Tb		3,120,089.02	2.69	97.4	Pulse	0.10	3
1	Ho		313,196.54	2.02	99.5	Pulse	0.10	3
1	Bi		1,864,925.23	1.94	97.2	Pulse	0.10	3

Quantitation Report

File Name 033SMPL.d
File Path C:\Agilent\ICPMH\1\DATA\xa091919w1.b
Method File
Method Path
Acq Time 9/19/2019 10:12
Sample Name jc94988-12
Sample Type Sample
Comment
Prep Dilution 1.000
Auto Dilution N/A
Total Dilution 1.000
Operator Name admin
Acq Mode Spectrum
Cal Title
Cal Type External Calibration
Last Calib 9/19/2019 9:23
Bkg File
Bkg Mode Count Subtraction except for ISTD
Interference File
FQ Blank File
VIS Fit Point to Point

Tune Step	Tune File
1	

FullQuant Table

Element	Mass	ISTD	Tune	Conc	Units	RSD(%)	CPS	Ratio	Det	Time(sec)	Rep
Be			1	0.025	ug/l	69.69	93.34	9.587E-05	Pulse	0.10	3
B			1	10.482	ug/l	1.59	24,455.72	2.519E-02	Pulse	0.15	3
Na			1	24517.625	ug/l	0.71	439,128,926.79	3.199E+02	Analog	0.10	3
Mg			1	3611.391	ug/l	0.98	40,746,134.39	2.969E+01	Analog	0.10	3
Al			1	130.143	ug/l	0.17	1,791,392.99	1.305E+00	Pulse	0.10	3
K			1	677.003	ug/l	0.16	11,742,371.08	8.555E+00	Analog	0.10	3
Ca			1	13451.536	ug/l	0.98	388,557.44	2.831E-01	Pulse	0.10	3
Ca			1	13501.056	ug/l	0.85	6,283,828.87	4.578E+00	Analog	0.10	3
Ti			1	2.543	ug/l	5.38	3,573.86	8.831E-03	Pulse	0.10	3
V			1	0.273	ug/l	5.52	4,649.00	1.149E-02	Pulse	0.30	3
Cr			1	-0.035	ug/l	-66.91	9,129.55	2.256E-02	Pulse	0.10	3
Cr			1	-14.758	ug/l	-0.30	8,442.47	2.086E-02	Pulse	0.10	3
Mn			1	491.006	ug/l	1.65	10,677,862.34	2.638E+01	Analog	0.10	3
Fe			1	8180.076	ug/l	1.01	147,504,077.80	3.645E+02	Analog	0.10	3
Fe			1	8228.229	ug/l	0.44	3,549,399.11	8.770E+00	Pulse	0.10	3
Co			1	0.559	ug/l	0.26	10,114.06	2.499E-02	Pulse	0.10	3
Ni			1	2.799	ug/l	3.93	10,883.97	2.689E-02	Pulse	0.10	3
Ni			1	2.552	ug/l	4.26	1,603.47	3.963E-03	Pulse	0.10	3
Cu			1	117.404	ug/l	0.34	1,085,186.99	2.681E+00	Pulse	0.10	3
Cu			1	117.522	ug/l	1.01	514,106.16	1.270E+00	Pulse	0.10	3
Zn			1	476.808	ug/l	0.29	1,090,718.13	2.695E+00	Pulse	0.10	3
Zn			1	457.664	ug/l	0.07	163,462.65	4.039E-01	Pulse	0.10	3
Zn			1	467.913	ug/l	0.39	777,849.39	1.922E+00	Pulse	0.10	3
As			1	0.715	ug/l	45.05	12,706.25	3.140E-02	Pulse	0.50	3
Se			1	-21.707	ug/l	-10.01	2,466.95	6.095E-03	Pulse	0.10	3
Se			1	-0.571	ug/l	-17.92	11,876.68	2.935E-02	Pulse	1.00	3
Se			1	-0.399	ug/l	-27.56	11,911.67	2.943E-02	Pulse	1.00	3
Kr			1	70.555	ug/l	71.90	70.00	1.735E-04	Pulse	0.10	3
Sr			1	36.571	ug/l	0.40	950,735.35	4.801E-01	Pulse	0.10	3
Mo			1	0.174	ug/l	12.13	906.73	4.579E-04	Pulse	0.10	3
Mo			1	0.316	ug/l	13.17	2,086.88	1.054E-03	Pulse	0.10	3
Mo			1	0.178	ug/l	13.29	596.70	3.014E-04	Pulse	0.10	3
Mo			1	0.176	ug/l	8.74	1,500.54	7.578E-04	Pulse	0.10	3
Mo			1	56.035	ug/l	193.51	20.00	1.010E-05	Pulse	0.10	3
Cd			1	0.212	ug/l	107.10	103.34	4.895E-05	Pulse	0.10	3
Ag			1	0.005	ug/l	52.65	76.67	3.640E-05	Pulse	0.10	3
Cd			1	0.100	ug/l	116.07	43.33	2.063E-05	Pulse	0.10	3

Quantitation Report

Element	Mass	ISTD	Tune	Conc	Units	RSD(%)	CPS	Ratio	Det	Time(sec)	Rep
Ag			1	0.011	ug/l	68.38	143.34	6.780E-05	Pulse	0.10	3
Cd			1	0.051	ug/l	34.78	170.01	8.050E-05	Pulse	0.10	3
Cd			1	1.538	ug/l	5.44	9,660.05	4.584E-03	Pulse	0.10	3
Sn			1	42.789	ug/l	1.28	353,556.02	1.677E-01	Pulse	0.10	3
Sb			1	0.237	ug/l	7.96	2,553.63	1.211E-03	Pulse	0.10	3
Sb			1	0.215	ug/l	6.06	1,966.88	9.331E-04	Pulse	0.10	3
Ba			1	21.176	ug/l	1.53	50,733.51	2.407E-02	Pulse	0.10	3
Ba			1	21.945	ug/l	2.14	89,249.52	4.235E-02	Pulse	0.10	3
Tl			1	0.004	ug/l	132.66	176.68	9.665E-05	Pulse	0.10	3
Tl			1	0.009	ug/l	20.51	426.69	2.331E-04	Pulse	0.10	3
Pb			1	3.156	ug/l	2.76	27,332.72	1.493E-02	Pulse	0.10	3
Pb			1	3.013	ug/l	1.50	23,102.17	1.262E-02	Pulse	0.10	3
Pb			1	3.055	ug/l	1.31	106,766.76	5.831E-02	Pulse	0.10	3

ISTD Table

Tune	Element	Mass	CPS	RSD(%)	ISTD Recovery%	Det	Time(sec)	Rep
1	Li		970,916.81	1.05	90.2	Pulse	0.10	3
1	Sc		1,372,573.00	0.51	90.2	Pulse	0.10	3
1	Ge		290,775.87	1.23	89.7	Pulse	0.10	3
1	Ge		404,701.01	0.62	89.7	Pulse	0.10	3
1	Rh		1,980,086.69	0.06	88.9	Pulse	0.10	3
1	In		2,107,852.50	1.10	92.6	Pulse	0.10	3
1	Tb		3,083,753.50	0.56	96.3	Pulse	0.10	3
1	Ho		309,339.23	1.12	98.3	Pulse	0.10	3
1	Bi		1,831,116.80	0.96	95.4	Pulse	0.10	3

Quantitation Report

File Name 034SMPL.d
File Path C:\Agilent\ICPMH\1\DATA\xa091919w1.b
Method File
Method Path
Acq Time 9/19/2019 10:15
Sample Name CCVA
Sample Type Sample
Comment
Prep Dilution 1.000
Auto Dilution N/A
Total Dilution 1.000
Operator Name admin
Acq Mode Spectrum
Cal Title
Cal Type External Calibration
Last Calib 9/19/2019 9:23
Bkg File
Bkg Mode Count Subtraction except for ISTD
Interference File
FQ Blank File
VIS Fit Point to Point

Tune Step	Tune File
1	

FullQuant Table

Element	Mass	ISTD	Tune	Conc	Units	RSD(%)	CPS	Ratio	Det	Time(sec)	Rep
Be			1	52.313	ug/l	0.33	197,658.02	1.954E-01	Pulse	0.10	3
B			1	103.863	ug/l	1.08	217,429.74	2.150E-01	Pulse	0.15	3
Na			1	5147.618	ug/l	1.24	95,703,081.91	6.732E+01	Analog	0.10	3
Mg			1	5170.233	ug/l	1.48	60,436,720.76	4.250E+01	Analog	0.10	3
Al			1	5079.255	ug/l	0.84	70,972,485.61	4.991E+01	Analog	0.10	3
K			1	5185.028	ug/l	0.78	82,496,508.77	5.802E+01	Analog	0.10	3
Ca			1	5130.627	ug/l	0.21	153,581.36	1.080E-01	Pulse	0.10	3
Ca			1	5187.869	ug/l	0.63	2,507,136.37	1.763E+00	Pulse	0.10	3
Ti			1	52.017	ug/l	3.21	75,452.10	1.774E-01	Pulse	0.10	3
V			1	52.035	ug/l	0.61	1,021,719.49	2.403E+00	Pulse	0.30	3
Cr			1	51.463	ug/l	0.74	901,744.78	2.121E+00	Pulse	0.10	3
Cr			1	46.004	ug/l	2.67	125,990.71	2.962E-01	Pulse	0.10	3
Mn			1	52.094	ug/l	0.60	1,193,266.93	2.806E+00	Pulse	0.10	3
Fe			1	5150.028	ug/l	0.46	98,007,185.20	2.304E+02	Analog	0.10	3
Fe			1	5181.617	ug/l	0.18	2,357,445.28	5.543E+00	Pulse	0.10	3
Co			1	51.849	ug/l	0.47	964,271.78	2.267E+00	Pulse	0.10	3
Ni			1	51.575	ug/l	0.81	207,054.76	4.868E-01	Pulse	0.10	3
Ni			1	51.811	ug/l	0.63	30,939.88	7.276E-02	Pulse	0.10	3
Cu			1	51.977	ug/l	0.63	505,934.58	1.190E+00	Pulse	0.10	3
Cu			1	51.090	ug/l	0.88	235,354.77	5.534E-01	Pulse	0.10	3
Zn			1	53.521	ug/l	1.02	129,667.71	3.050E-01	Pulse	0.10	3
Zn			1	53.807	ug/l	1.42	20,383.30	4.792E-02	Pulse	0.10	3
Zn			1	52.496	ug/l	1.30	92,522.21	2.176E-01	Pulse	0.10	3
As			1	52.779	ug/l	1.19	127,587.32	3.001E-01	Pulse	0.50	3
Se			1	208.291	ug/l	2.61	27,898.29	6.560E-02	Pulse	0.10	3
Se			1	197.804	ug/l	1.18	92,165.38	2.167E-01	Pulse	1.00	3
Se			1	204.316	ug/l	1.25	125,058.80	2.941E-01	Pulse	1.00	3
Kr			1	139.958	ug/l	25.85	146.68	3.441E-04	Pulse	0.10	3
Sr			1	52.588	ug/l	0.37	1,436,668.52	6.904E-01	Pulse	0.10	3
Mo			1	52.145	ug/l	0.51	274,954.24	1.321E-01	Pulse	0.10	3
Mo			1	52.086	ug/l	0.39	353,934.02	1.701E-01	Pulse	0.10	3
Mo			1	51.773	ug/l	0.50	173,486.53	8.337E-02	Pulse	0.10	3
Mo			1	52.145	ug/l	0.44	446,850.07	2.147E-01	Pulse	0.10	3
Mo			1	284.540	ug/l	52.95	43.33	2.075E-05	Pulse	0.10	3

Quantitation Report

Element	Mass	ISTD	Tune	Conc	Units	RSD(%)	CPS	Ratio	Det	Time(sec)	Rep
Cd			1	52.192	ug/l	1.19	14,663.95	6.654E-03	Pulse	0.10	3
Ag			1	51.618	ug/l	0.80	663,887.14	3.013E-01	Pulse	0.10	3
Cd			1	50.139	ug/l	7.64	9,576.61	4.350E-03	Pulse	0.10	3
Ag			1	51.462	ug/l	0.19	636,142.75	2.887E-01	Pulse	0.10	3
Cd			1	52.031	ug/l	2.12	134,813.90	6.118E-02	Pulse	0.10	3
Cd			1	51.694	ug/l	0.42	322,856.70	1.465E-01	Pulse	0.10	3
Sn			1	51.851	ug/l	0.38	447,360.56	2.030E-01	Pulse	0.10	3
Sb			1	54.211	ug/l	0.79	567,981.91	2.578E-01	Pulse	0.10	3
Sb			1	53.767	ug/l	1.32	440,746.11	2.000E-01	Pulse	0.10	3
Ba			1	51.877	ug/l	2.04	129,872.21	5.893E-02	Pulse	0.10	3
Ba			1	53.444	ug/l	1.12	227,225.38	1.031E-01	Pulse	0.10	3
Tl			1	52.140	ug/l	1.62	557,309.30	2.947E-01	Pulse	0.10	3
Tl			1	52.661	ug/l	1.49	1,343,755.08	7.106E-01	Pulse	0.10	3
Pb			1	52.699	ug/l	1.31	469,368.63	2.482E-01	Pulse	0.10	3
Pb			1	52.526	ug/l	0.83	413,685.45	2.187E-01	Pulse	0.10	3
Pb			1	52.430	ug/l	0.58	1,882,354.63	9.952E-01	Pulse	0.10	3

ISTD Table

Tune	Element	Mass	CPS	RSD(%)	ISTD Recovery%	Det	Time(sec)	Rep
1	Li		1,011,407.34	2.12	94.0	Pulse	0.10	3
1	Sc		1,422,020.29	2.70	93.5	Pulse	0.10	3
1	Ge		303,806.95	2.91	93.7	Pulse	0.10	3
1	Ge		425,277.69	2.42	94.3	Pulse	0.10	3
1	Rh		2,080,965.44	1.64	93.5	Pulse	0.10	3
1	In		2,203,614.82	1.78	96.8	Pulse	0.10	3
1	Tb		3,196,177.04	2.38	99.8	Pulse	0.10	3
1	Ho		314,793.78	2.60	100.0	Pulse	0.10	3
1	Bi		1,891,565.23	2.55	98.6	Pulse	0.10	3

Quantitation Report

File Name 035SMPL.d
File Path C:\Agilent\ICPMH\1\DATA\xa091919w1.b
Method File
Method Path
Acq Time 9/19/2019 10:18
Sample Name CCB
Sample Type Sample
Comment
Prep Dilution 1.000
Auto Dilution N/A
Total Dilution 1.000
Operator Name admin
Acq Mode Spectrum
Cal Title
Cal Type External Calibration
Last Calib 9/19/2019 9:23
Bkg File
Bkg Mode Count Subtraction except for ISTD
Interference File
FQ Blank File
VIS Fit Point to Point

Tune Step	Tune File
1	

FullQuant Table

Element	Mass	ISTD	Tune	Conc	Units	RSD(%)	CPS	Ratio	Det	Time(sec)	Rep
Be			1	0.020	ug/l	34.04	73.34	7.579E-05	Pulse	0.10	3
B			1	3.709	ug/l	6.72	11,019.37	1.142E-02	Pulse	0.15	3
Na			1	2.041	ug/l	23.29	283,362.88	2.107E-01	Pulse	0.10	3
Mg			1	0.838	ug/l	22.43	14,413.35	1.072E-02	Pulse	0.10	3
Al			1	-0.152	ug/l	-84.13	34,252.46	2.547E-02	Pulse	0.10	3
K			1	3.936	ug/l	39.68	1,573,342.17	1.170E+00	Pulse	0.10	3
Ca			1	6.176	ug/l	41.78	243.34	1.814E-04	Pulse	0.10	3
Ca			1	1.334	ug/l	36.06	9,576.41	7.118E-03	Pulse	0.10	3
Ti			1	0.009	ug/l	283.46	76.67	1.915E-04	Pulse	0.10	3
V			1	0.024	ug/l	327.94	27.64	1.484E-05	Pulse	0.30	3
Cr			1	-0.117	ug/l	-10.97	7,738.76	1.923E-02	Pulse	0.10	3
Cr			1	-6.717	ug/l	-8.15	23,040.16	5.730E-02	Pulse	0.10	3
Mn			1	-0.001	ug/l	-703.89	3,027.07	7.520E-03	Pulse	0.10	3
Fe			1	-5.557	ug/l	-14.40	956,108.76	2.377E+00	Pulse	0.10	3
Fe			1	-1.919	ug/l	-41.62	21,334.61	5.304E-02	Pulse	0.10	3
Co			1	0.004	ug/l	137.21	286.68	7.156E-04	Pulse	0.10	3
Ni			1	0.002	ug/l	667.05	206.68	5.159E-04	Pulse	0.10	3
Ni			1	0.192	ug/l	64.67	266.68	6.652E-04	Pulse	0.10	3
Cu			1	0.126	ug/l	26.31	2,973.73	7.402E-03	Pulse	0.10	3
Cu			1	0.099	ug/l	52.59	1,266.76	3.157E-03	Pulse	0.10	3
Zn			1	0.177	ug/l	35.66	1,503.47	3.737E-03	Pulse	0.10	3
Zn			1	0.302	ug/l	54.71	306.68	7.607E-04	Pulse	0.10	3
Zn			1	0.277	ug/l	27.64	1,346.78	3.351E-03	Pulse	0.10	3
As			1	0.588	ug/l	74.11	12,356.72	3.074E-02	Pulse	0.50	3
Se			1	-13.546	ug/l	-12.43	3,303.80	8.206E-03	Pulse	0.10	3
Se			1	0.855	ug/l	51.88	12,346.36	3.069E-02	Pulse	1.00	3
Se			1	0.640	ug/l	46.31	12,380.02	3.078E-02	Pulse	1.00	3
Kr			1	91.248	ug/l	21.41	90.00	2.243E-04	Pulse	0.10	3
Sr			1	0.009	ug/l	24.82	436.69	2.159E-04	Pulse	0.10	3
Mo			1	0.059	ug/l	9.53	336.69	1.666E-04	Pulse	0.10	3
Mo			1	0.068	ug/l	24.20	493.36	2.439E-04	Pulse	0.10	3
Mo			1	0.060	ug/l	34.12	223.34	1.107E-04	Pulse	0.10	3

Quantitation Report

Element	Mass	ISTD	Tune	Conc	Units	RSD(%)	CPS	Ratio	Det	Time(sec)	Rep
Mo			1	0.046	ug/l	47.48	456.62	2.259E-04	Pulse	0.10	3
Mo			1	87.995	ug/l	188.34	23.33	1.159E-05	Pulse	0.10	3
Cd			1	-0.036	ug/l	-223.59	36.67	1.744E-05	Pulse	0.10	3
Ag			1	0.012	ug/l	22.51	160.01	7.605E-05	Pulse	0.10	3
Cd			1	0.118	ug/l	98.11	46.67	2.214E-05	Pulse	0.10	3
Ag			1	0.012	ug/l	22.62	163.34	7.750E-05	Pulse	0.10	3
Cd			1	-0.009	ug/l	-77.22	20.00	9.583E-06	Pulse	0.10	3
Cd			1	-0.054	ug/l	-17.10	170.01	8.052E-05	Pulse	0.10	3
Sn			1	0.099	ug/l	17.51	3,157.16	1.496E-03	Pulse	0.10	3
Sb			1	0.065	ug/l	15.03	826.72	3.926E-04	Pulse	0.10	3
Sb			1	0.050	ug/l	21.77	670.04	3.181E-04	Pulse	0.10	3
Ba			1	0.004	ug/l	58.31	63.33	3.005E-05	Pulse	0.10	3
Ba			1	0.028	ug/l	68.41	153.34	7.316E-05	Pulse	0.10	3
Tl			1	0.011	ug/l	50.64	256.68	1.386E-04	Pulse	0.10	3
Tl			1	0.018	ug/l	10.85	673.37	3.631E-04	Pulse	0.10	3
Pb			1	0.243	ug/l	7.54	2,250.26	1.213E-03	Pulse	0.10	3
Pb			1	0.207	ug/l	3.30	1,733.50	9.341E-04	Pulse	0.10	3
Pb			1	0.221	ug/l	1.84	8,367.90	4.510E-03	Pulse	0.10	3

ISTD Table

Tune	Element	Mass	CPS	RSD(%)	ISTD Recovery%	Det	Time(sec)	Rep
1	Li		964,745.09	1.42	89.6	Pulse	0.10	3
1	Sc		1,345,014.30	1.56	88.4	Pulse	0.10	3
1	Ge		290,007.10	1.41	89.5	Pulse	0.10	3
1	Ge		402,327.36	2.23	89.2	Pulse	0.10	3
1	Rh		2,021,402.83	1.35	90.8	Pulse	0.10	3
1	In		2,109,070.06	1.85	92.6	Pulse	0.10	3
1	Tb		3,030,673.39	2.06	94.6	Pulse	0.10	3
1	Ho		301,276.95	2.14	95.7	Pulse	0.10	3
1	Bi		1,855,607.74	1.74	96.7	Pulse	0.10	3

Quantitation Report

File Name 036SMPL.d
File Path C:\Agilent\ICPMH\1\DATA\xa091919w1.b
Method File
Method Path
Acq Time 9/19/2019 10:22
Sample Name sampleconf
Sample Type Sample
Comment
Prep Dilution 1.000
Auto Dilution N/A
Total Dilution 1.000
Operator Name admin
Acq Mode Spectrum
Cal Title
Cal Type External Calibration
Last Calib 9/19/2019 9:23
Bkg File
Bkg Mode Count Subtraction except for ISTD
Interference File
FQ Blank File
VIS Fit Point to Point

Tune Step	Tune File
1	

FullQuant Table

Element	Mass	ISTD	Tune	Conc	Units	RSD(%)	CPS	Ratio	Det	Time(sec)	Rep
Be			1	0.012	ug/l	25.75	46.67	4.738E-05	Pulse	0.10	3
B			1	19.486	ug/l	1.96	42,811.84	4.349E-02	Pulse	0.15	3
Na			1	25321.898	ug/l	1.10	451,797,459.93	3.304E+02	Analog	0.10	3
Mg			1	3388.999	ug/l	1.42	38,089,881.93	2.786E+01	Analog	0.10	3
Al			1	49.330	ug/l	1.17	699,281.58	5.114E-01	Pulse	0.10	3
K			1	694.881	ug/l	0.36	11,966,056.49	8.751E+00	Analog	0.10	3
Ca			1	12397.074	ug/l	1.63	356,701.84	2.609E-01	Pulse	0.10	3
Ca			1	12441.924	ug/l	1.01	5,769,853.67	4.219E+00	Analog	0.10	3
Ti			1	1.018	ug/l	9.72	1,473.45	3.631E-03	Pulse	0.10	3
V			1	0.173	ug/l	14.51	2,778.74	6.857E-03	Pulse	0.30	3
Cr			1	0.367	ug/l	4.52	15,788.07	3.893E-02	Pulse	0.10	3
Cr			1	-13.286	ug/l	-0.26	11,167.48	2.753E-02	Pulse	0.10	3
Mn			1	693.932	ug/l	1.17	15,124,111.02	3.729E+01	Analog	0.10	3
Fe			1	3367.466	ug/l	1.07	61,488,742.41	1.516E+02	Analog	0.10	3
Fe			1	3333.805	ug/l	1.15	1,454,671.39	3.586E+00	Pulse	0.10	3
Co			1	0.531	ug/l	5.19	9,639.87	2.376E-02	Pulse	0.10	3
Ni			1	62.174	ug/l	1.20	238,000.53	5.867E-01	Pulse	0.10	3
Ni			1	62.295	ug/l	3.36	35,452.60	8.740E-02	Pulse	0.10	3
Cu			1	157.421	ug/l	0.99	1,457,757.32	3.594E+00	Pulse	0.10	3
Cu			1	156.445	ug/l	2.06	685,671.08	1.690E+00	Pulse	0.10	3
Zn			1	2018.580	ug/l	0.73	4,624,450.97	1.140E+01	Pulse	0.10	3
Zn			1	1936.379	ug/l	1.01	692,545.15	1.707E+00	Pulse	0.10	3
Zn			1	1973.627	ug/l	1.08	3,285,459.33	8.100E+00	Pulse	0.10	3
As			1	0.814	ug/l	2.94	12,943.43	3.191E-02	Pulse	0.50	3
Se			1	-19.591	ug/l	-5.40	2,693.67	6.642E-03	Pulse	0.10	3
Se			1	-0.032	ug/l	-1256.91	12,109.50	2.986E-02	Pulse	1.00	3
Se			1	-0.042	ug/l	-835.06	12,125.16	2.989E-02	Pulse	1.00	3
Kr			1	93.349	ug/l	49.05	93.34	2.295E-04	Pulse	0.10	3
Sr			1	45.311	ug/l	0.76	1,195,040.45	5.949E-01	Pulse	0.10	3
Mo			1	1.123	ug/l	4.51	5,747.94	2.861E-03	Pulse	0.10	3
Mo			1	1.042	ug/l	5.01	6,881.77	3.425E-03	Pulse	0.10	3
Mo			1	1.049	ug/l	11.20	3,420.51	1.703E-03	Pulse	0.10	3
Mo			1	1.078	ug/l	2.79	8,986.14	4.474E-03	Pulse	0.10	3
Mo			1	88.660	ug/l	70.90	23.33	1.162E-05	Pulse	0.10	3
Cd			1	0.319	ug/l	127.90	133.34	6.253E-05	Pulse	0.10	3
Ag			1	0.042	ug/l	19.35	540.04	2.523E-04	Pulse	0.10	3
Cd			1	0.509	ug/l	64.22	120.01	5.597E-05	Pulse	0.10	3

NOTE: The remaining raw data for this batch is not relevant to this job. As such it has been omitted.

Current Signal

[1]

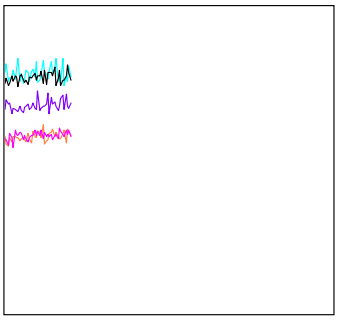

Mass	Range	Count	Avg. Count	RSD [%]
7	5000	3851	3909.7	3.14
59	5000	3422	3384.8	2.67
89	10000	5784	5754.7	2.68
140	10000	5746	5794.5	2.31
205	5000	3797	3837.8	2.22
156/140	2	0.574 %	0.654 %	19.55
70/140	20	7.902 %	9.972 %	15.08
9	20	3	2.3	69.27
11	2000	1427	1462.3	4.59
88	200	62	82.3	15.63
95	20	4	6.9	42.54
107	20	2	3.1	69.18
121	100	41	48.8	18.10
137	50	21	20.5	26.49
208	100	50	35.0	20.11
Integration Time [sec]		0.10		

Plasma Parameters

RF Power	1500	W	Nebulizer Pump	0.10	rps
RF Matching	1.80	V	S/C Temp	2	℃
Smpl Depth	7.8	mm	Gas Switch	Dilution Gas	
Carrier Gas	0.55	L/min	Makeup/Dilution Gas	0.55	L/min
Option Gas	0.0	%			

Lenses Parameters

Extract 1	0.0	V	Cell Entrance	-24	V
Extract 2	-120.0	V	Cell Exit	-60	V
Omega Bias	-55	V	Deflect	14.0	V
Omega Lens	7.2	V	Plate Bias	-45	V

Cell Parameters

Use Gas	false		OctP Bias	-8.0	V
He Flow	0.0	mL/min	OctP RF	190	V
H2 Flow	0.0	mL/min	Energy Discrimination	5.0	V
3rd Gas Flow	0	%			

Meters

Water RF/WC/IF	1.26	L/min	S/C Temp (L)	2.3	℃
Internal Temp	25.1	℃	Carrier Gas(BP)	1.60E+2	kPa
Reflected Power	1	W			

US EPA Tune Check Sample Report

Batch Folder C:\Agilent\ICPMH\1\DATA\xa091919m1.b
Report Comment
Instrument Name G3281A JP10340551

[1]

Mass	Count (Mean)	RSD% (Actual)	RSD% (Required)	RSD% (Flag)
9	108835	0.54	5.00	
24	377140	0.84	5.00	
25	49639	1.13	5.00	
26	56549	0.94	5.00	
59	398672	0.55	5.00	
115	578929	0.39	5.00	
206	142604	0.17	5.00	
207	131053	0.38	5.00	
208	312726	0.38	5.00	

Mass	Replicate 1 Count	Replicate 2 Count	Replicate 3 Count	Replicate 4 Count	Replicate 5 Count
9	108158	108319	108894	109279	109525
24	374211	374817	375914	381770	378990
25	48909	49614	49329	50345	49996
26	55837	56148	56747	56915	57098
59	398904	395780	397351	401353	399973
115	576040	578728	577834	580008	582033
206	142332	142408	142652	142929	142696
207	130888	130427	131640	130843	131467
208	311776	311805	312669	314708	312670

Integration Time [sec] = 0.1

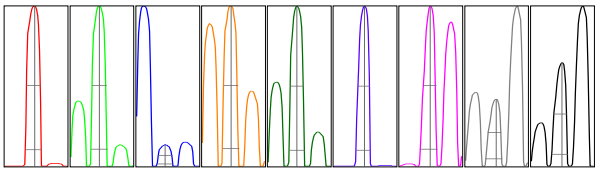

Mass	Peak Height	Axis (Actual)	Axis (Required)	Axis (Flag)	Width-X% (Actual)	Width-X% (Required)	Width-X% (Flag)
9	17363	8.95	8.9 - 9.1		0.767	0.900	
24	60895	23.90	23.9 - 24.1		0.766	0.900	
25	8108	24.90	24.9 - 25.1		0.756	0.900	
26	9126	25.90	25.9 - 26.1		0.764	0.900	
59	67065	58.90	58.9 - 59.1		0.726	0.900	
115	104356	115.00	114.9 - 115.1		0.679	0.900	
206	24920	206.00	205.9 - 206.1		0.777	0.900	
207	22483	207.00	206.9 - 207.1		0.756	0.900	
208	53813	208.00	207.9 - 208.1		0.758	0.900	

X% = 10 **Integration Time [sec] =** 0.1 **Acquisition Time [sec] =** 235 **Y Axis =** Linear

Tune Parameters

Plasma Paramters

ParameterName	Value	Unit	ParameterName	Value	Unit	ParameterName	Value	Unit
RF Power	1500	W	Carrier Gas	0.55	L/min			
RF Matching	1.80	V	Option Gas	0.0	%			
Smpl Depth	7.8	mm	Nebulizer Pump	0.10	rps			
S/C Temp	2	℃						

Lenses Parameters

ParameterName	Value	Unit	ParameterName	Value	Unit	ParameterName	Value	Unit
Extract 1	0.0	V	Omega Lens	7.2	V			
Extract 2	-120.0	V	Cell Entrance	-24	V			
Omega Bias	-55	V	Cell Exit	-60	V			
Deflect	14.0	V						

Cell Parameters

ParameterName	Value	Unit	ParameterName	Value	Unit	ParameterName	Value	Unit
Use Gas	false		3rd Gas Flow	0	%			
He Flow	0.0	mL/min	OctP Bias	-8.0	V			
H2 Flow	0.0	mL/min	OctP RF	190	V			
Energy Discrimination	5.0	V						

Calibration for C:\Agilent\ICPMH\1\DATA\xa091919w1.b\034SMPL.d

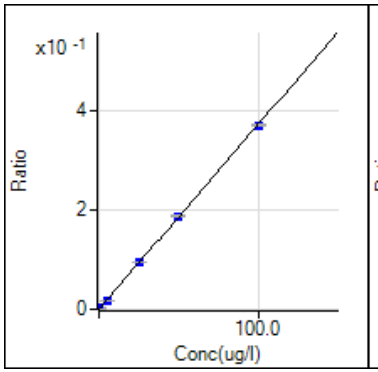

9 Be [1] / ISTD: 6 Li
y = 3.736E-3 x + 2.511E-6
R 1.0000
DL 0.004295
BEC 0.0006721

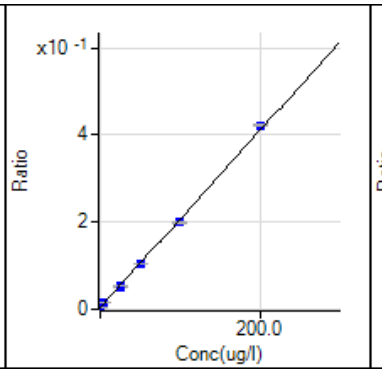

11 B [1] / ISTD: 6 Li
y = 2.032E-3 x + 3.885E-3
R 0.9995
DL 0.4256
BEC 1.912

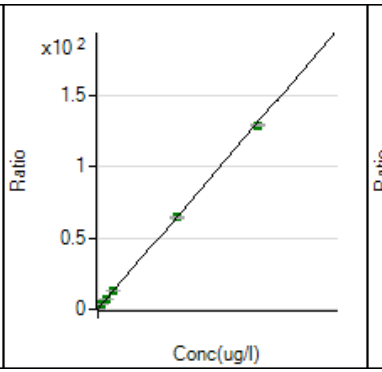

23 Na [1] / ISTD: 45 Sc
y = 1.304E-2 x + 1.841E-1
R 1.0000
DL 7.379
BEC 14.12

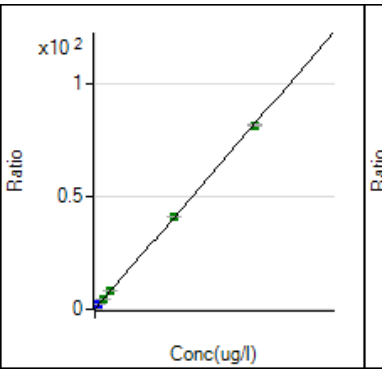

24 Mg [1] / ISTD: 45 Sc
y = 8.219E-3 x + 3.828E-3
R 1.0000
DL 0.06927
BEC 0.4657

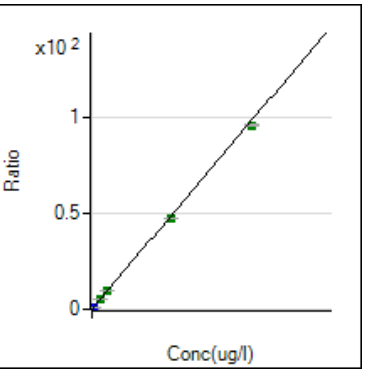

27 Al [1] / ISTD: 45 Sc
y = 9.821E-3 x + 2.696E-2
R 1.0000
DL 0.6263
BEC 2.745

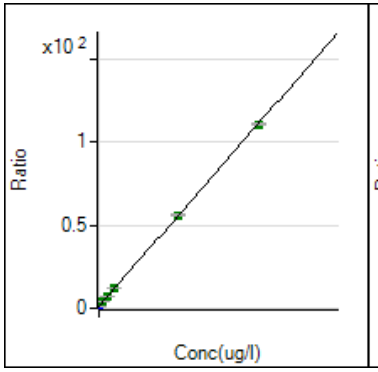

39 K [1] / ISTD: 45 Sc
y = 1.097E-2 x + 1.127E0
R 1.0000
DL 1.592
BEC 102.7

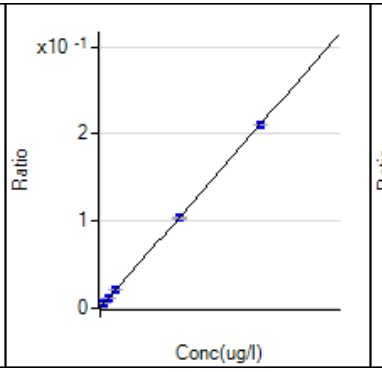

43 Ca [1] / ISTD: 45 Sc
y = 2.104E-5 x + 5.146E-5
R 1.0000
DL 1.888
BEC 2.446

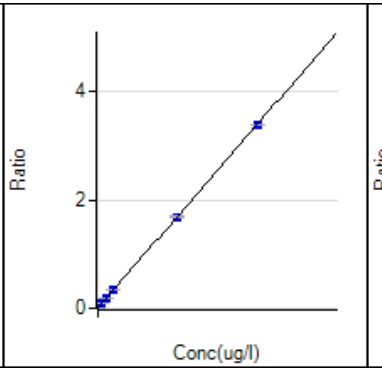

44 Ca [1] / ISTD: 45 Sc
y = 3.386E-4 x + 6.667E-3
R 1.0000
DL 2.601
BEC 19.69

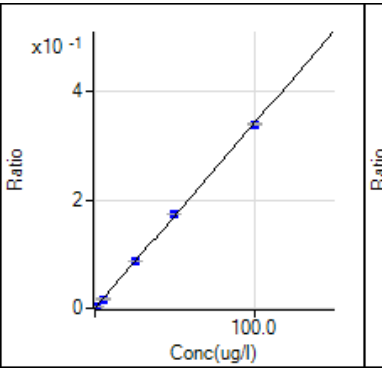

47 Ti [1] / ISTD: 74 Ge
y = 3.408E-3 x + 1.625E-4
R 0.9999
DL 0.01123
BEC 0.04769

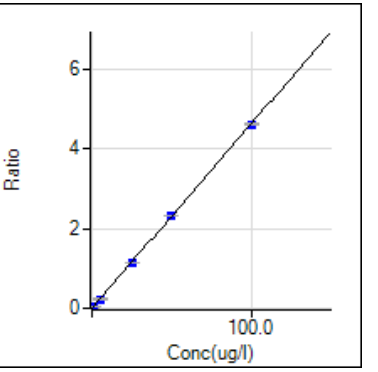

51 V [1] / ISTD: 74 Ge
y = 4.619E-2 x - 1.117E-3
R 1.0000
DL 0.3439
BEC -0.02417

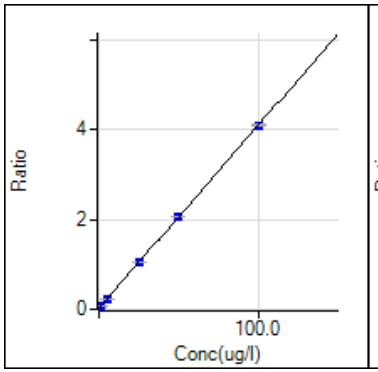

52 Cr [1] / ISTD: 74 Ge
y = 4.074E-2 x + 2.399E-2
R 1.0000
DL 0.1012
BEC 0.5888

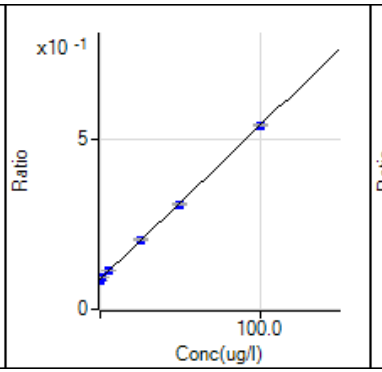

53 Cr [1] / ISTD: 74 Ge
y = 4.532E-3 x + 8.774E-2
R 0.9998
DL 0.806
BEC 19.36

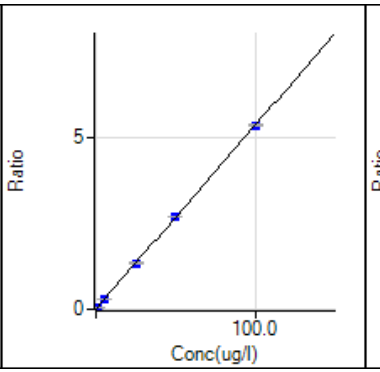

55 Mn [1] / ISTD: 74 Ge
y = 5.372E-2 x + 7.577E-3
R 1.0000
DL 0.03584
BEC 0.1411

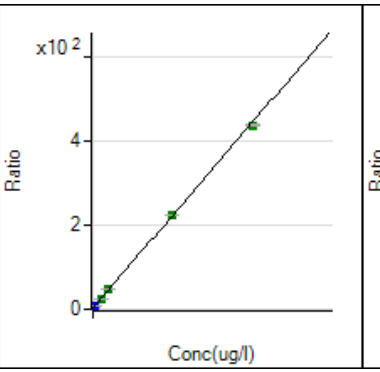

56 Fe [1] / ISTD: 74 Ge
y = 4.424E-2 x + 2.623E0
R 1.0000
DL 1.137
BEC 59.29

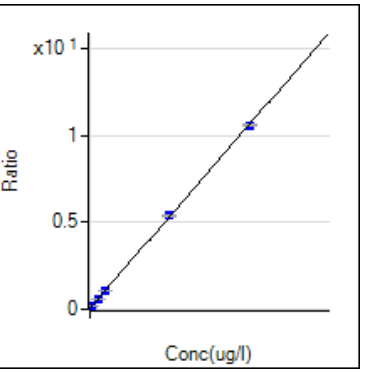

57 Fe [1] / ISTD: 74 Ge
y = 1.059E-3 x + 5.507E-2
R 1.0000
DL 1.533
BEC 51.99

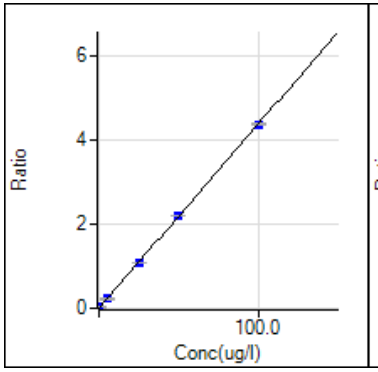

59 Co [1] / ISTD: 74 Ge
y = 4.372E-2 x + 5.412E-4
R 1.0000
DL 0.003899
BEC 0.01238

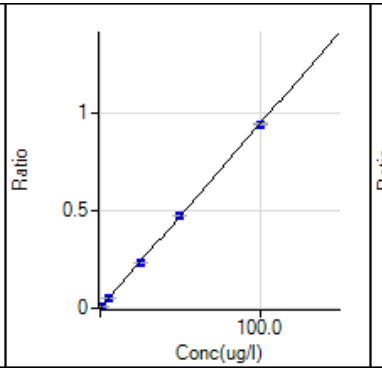

60 Ni [1] / ISTD: 74 Ge
y = 9.429E-3 x + 4.937E-4
R 1.0000
DL 0.01815
BEC 0.05236

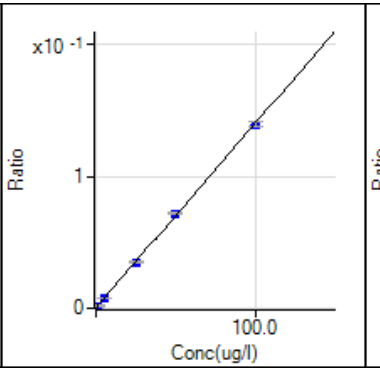

62 Ni [1] / ISTD: 74 Ge
y = 1.397E-3 x + 3.977E-4
R 0.9999
DL 0.1448
BEC 0.2847

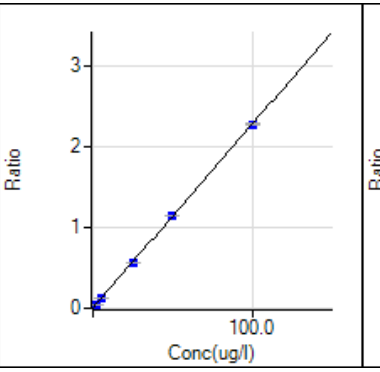

63 Cu [1] / ISTD: 74 Ge
y = 2.280E-2 x + 4.540E-3
R 1.0000
DL 0.01238
BEC 0.1991

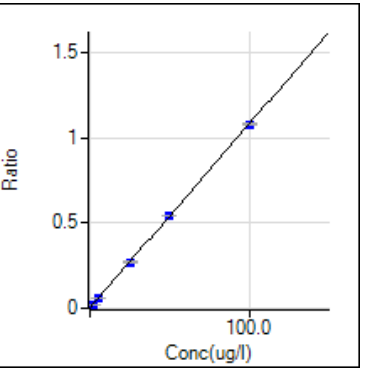

65 Cu [1] / ISTD: 74 Ge
y = 1.079E-2 x + 2.091E-3
R 1.0000
DL 0.04438
BEC 0.1937

Calibration for C:\Agilent\ICPMH\1\DATA\xa091919w1.b\034SMPL.d

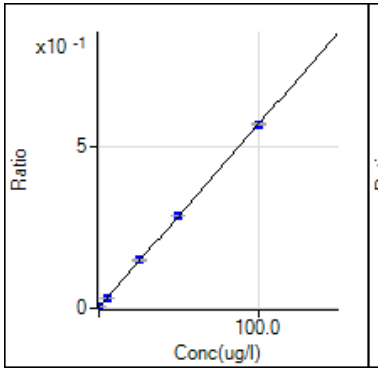

66 Zn [1] / ISTD: 74 Ge
y = 5.647E-3 x + 2.737E-3
R 0.9999
DL 0.097
BEC 0.4847

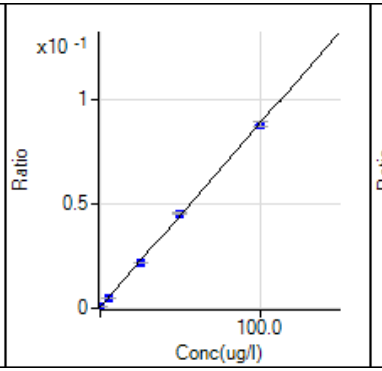

67 Zn [1] / ISTD: 74 Ge
y = 8.815E-4 x + 4.948E-4
R 0.9999
DL 0.2805
BEC 0.5613

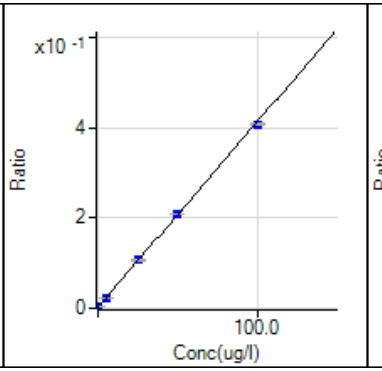

68 Zn [1] / ISTD: 74 Ge
y = 4.103E-3 x + 2.216E-3
R 1.0000
DL 0.1763
BEC 0.54

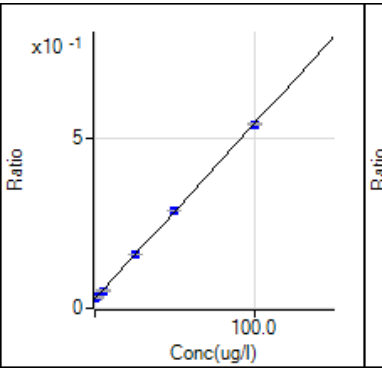

75 As [1] / ISTD: 74 Ge
y = 5.160E-3 x + 2.771E-2
R 1.0000
DL 0.9417
BEC 5.37

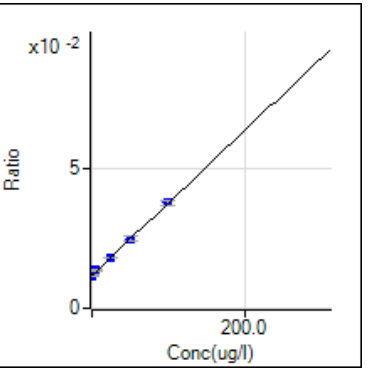

77 Se [1] / ISTD: 74 Ge
y = 2.587E-4 x + 1.171E-2
R 0.9993
DL 1.907
BEC 45.27

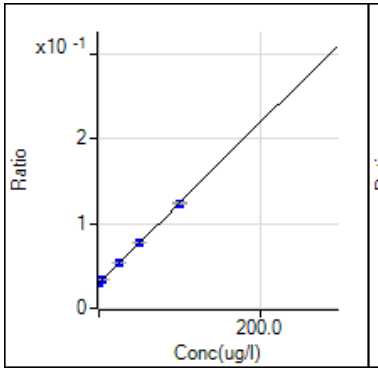

78 Se [1] / ISTD: 74 Ge
y = 9.447E-4 x + 2.989E-2
R 0.9999
DL 1.345
BEC 31.64

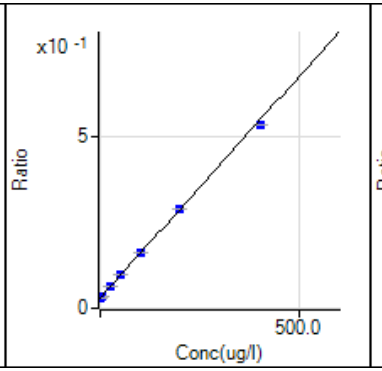

82 Se [1] / ISTD: 74 Ge
y = 1.293E-3 x + 2.995E-2
R 0.9999
DL 0.8694
BEC 23.16

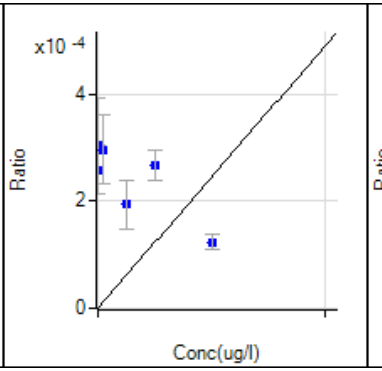

83 Kr [1] / ISTD: 74 Ge
y = 2.459E-6 x
R -0.8239
DL 110
BEC 0

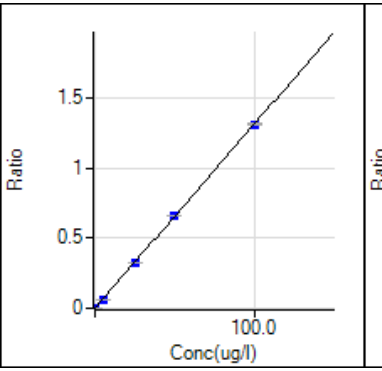

88 Sr [1] / ISTD: 103 Rh
y = 1.313E-2 x + 1.002E-4
R 1.0000
DL 0.002486
BEC 0.007632

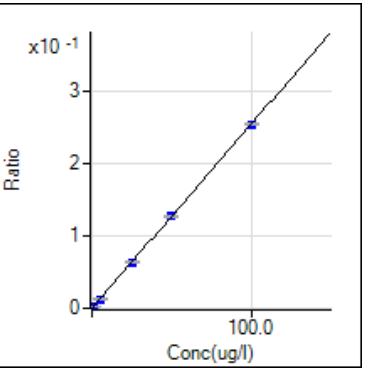

95 Mo [1] / ISTD: 103 Rh
y = 2.533E-3 x + 1.653E-5
R 1.0000
DL 0.01355
BEC 0.006526

Calibration for C:\Agilent\ICPMH\1\DATA\xa091919w1.b\034SMPL.d

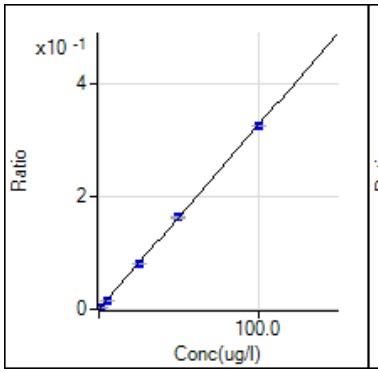

96 Mo [1] / ISTD: 103 Rh
y = 3.265E-3 x + 2.252E-5
R 1.0000
DL 0.01113
BEC 0.006897

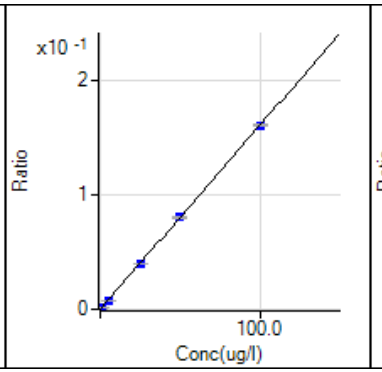

97 Mo [1] / ISTD: 103 Rh
y = 1.610E-3 x + 1.489E-5
R 1.0000
DL 0.03351
BEC 0.009249

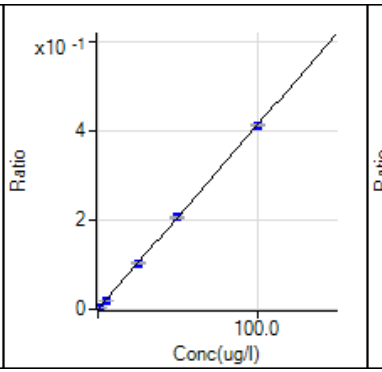

98 Mo [1] / ISTD: 103 Rh
y = 4.117E-3 x + 3.489E-5
R 1.0000
DL 0.007988
BEC 0.008473

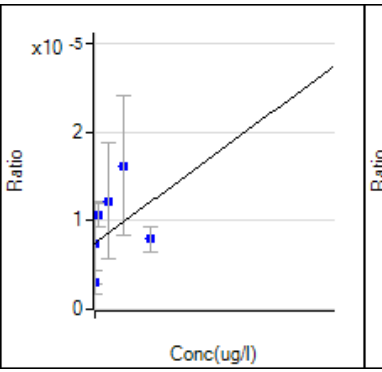

99 Mo [1] / ISTD: 103 Rh
y = 4.662E-8 x + 7.490E-6
R 0.2673
DL 600.2
BEC 160.7

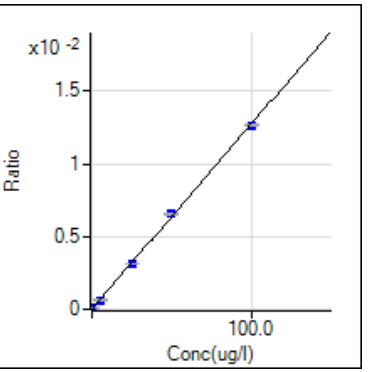

106 Cd [1] / ISTD: 115 In
y = 1.271E-4 x + 2.197E-5
R 0.9998
DL 0.1051
BEC 0.1729

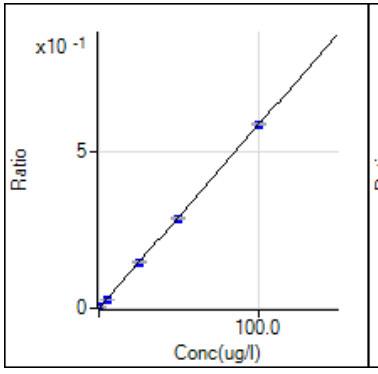

107 Ag [1] / ISTD: 115 In
y = 5.836E-3 x + 7.206E-6
R 0.9999
DL 0.00129
BEC 0.001235

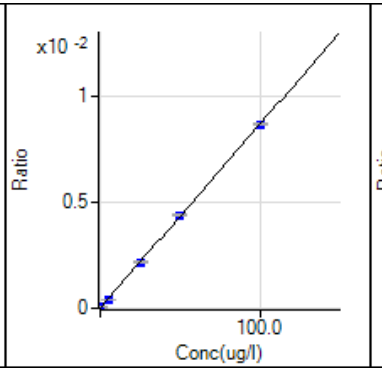

108 Cd [1] / ISTD: 115 In
y = 8.651E-5 x + 1.196E-5
R 1.0000
DL 0.2625
BEC 0.1382

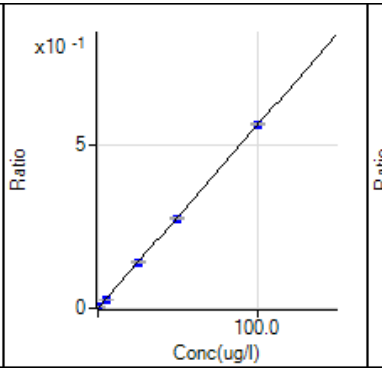

109 Ag [1] / ISTD: 115 In
y = 5.609E-3 x + 8.349E-6
R 0.9999
DL 0.004031
BEC 0.001488

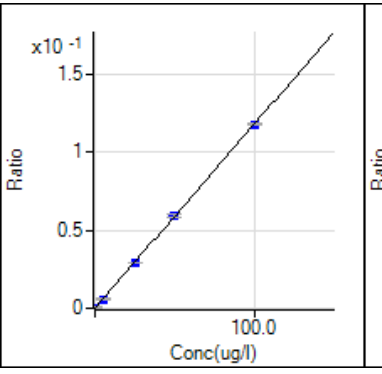

111 Cd [1] / ISTD: 115 In
y = 1.176E-3 x + 2.033E-5
R 1.0000
DL 0.03638
BEC 0.0173

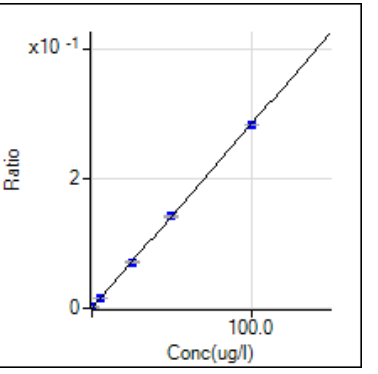

114 Cd [1] / ISTD: 115 In
y = 2.830E-3 x + 2.338E-4
R 1.0000
DL 0.02652
BEC 0.08263

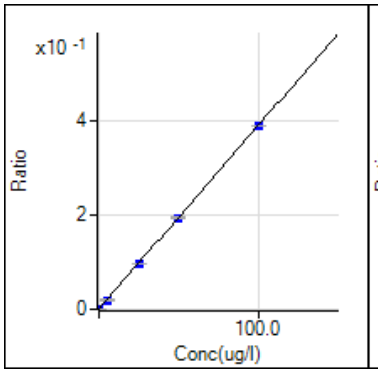

118 Sn [1] / ISTD: 115 In
y = 3.894E-3 x + 1.111E-3
R 1.0000
DL 0.03789
BEC 0.2854

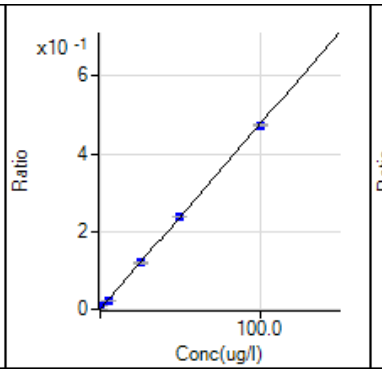

121 Sb [1] / ISTD: 115 In
y = 4.753E-3 x + 8.306E-5
R 0.9999
DL 0.007503
BEC 0.01748

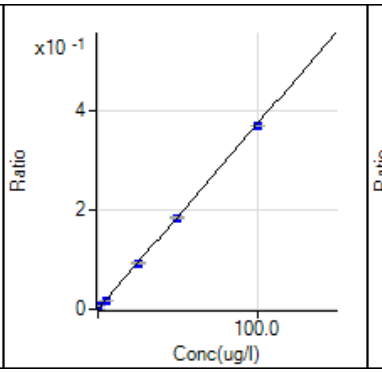

123 Sb [1] / ISTD: 115 In
y = 3.718E-3 x + 1.325E-4
R 0.9999
DL 0.0107
BEC 0.03564

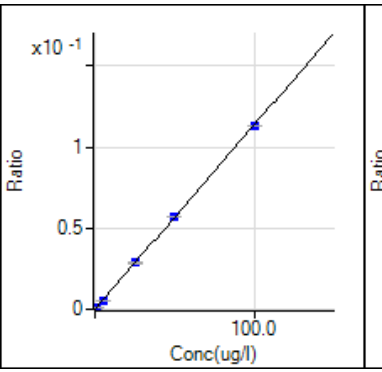

135 Ba [1] / ISTD: 115 In
y = 1.136E-3 x + 2.496E-5
R 1.0000
DL 0.04711
BEC 0.02198

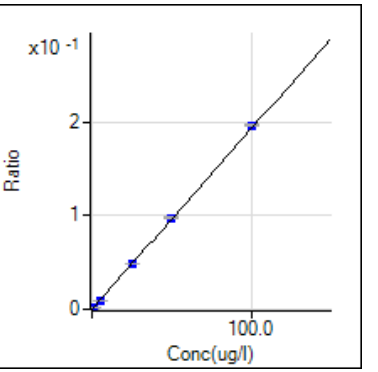

137 Ba [1] / ISTD: 115 In
y = 1.929E-3 x + 1.865E-5
R 1.0000
DL 0.003771
BEC 0.009669

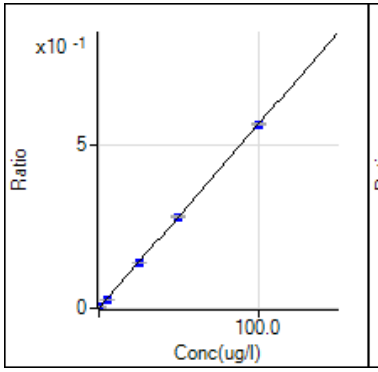

203 Tl [1] / ISTD: 209 Bi
y = 5.651E-3 x + 7.643E-5
R 1.0000
DL 0.01887
BEC 0.01353

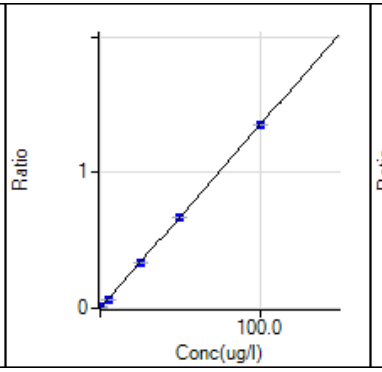

205 Tl [1] / ISTD: 209 Bi
y = 1.349E-2 x + 1.180E-4
R 1.0000
DL 0.01166
BEC 0.008746

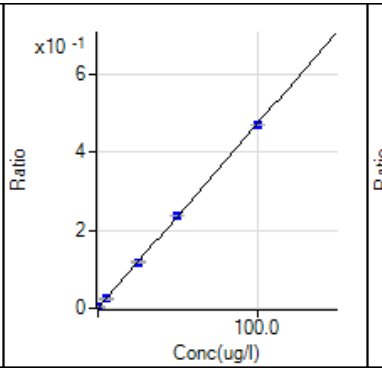

206 Pb [1] / ISTD: 209 Bi
y = 4.708E-3 x + 6.776E-5
R 1.0000
DL 0.01853
BEC 0.01439

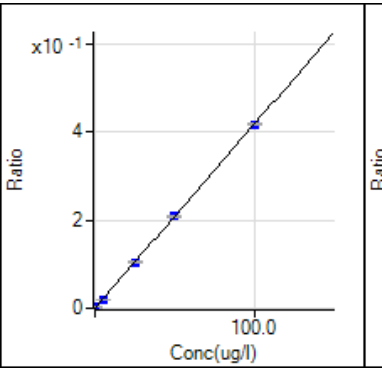

207 Pb [1] / ISTD: 209 Bi
y = 4.163E-3 x + 7.299E-5
R 1.0000
DL 0.01655
BEC 0.01753

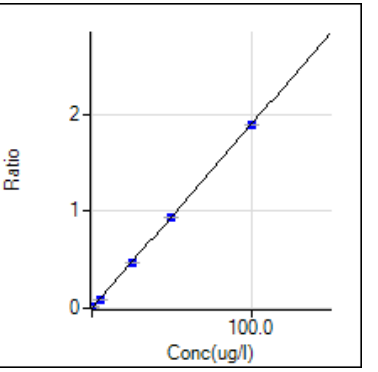

208 Pb [1] / ISTD: 209 Bi
y = 1.898E-2 x + 3.260E-4
R 1.0000
DL 0.005022
BEC 0.01718

Quantitation Report

File Name 001CALB.d
File Path C:\Agilent\ICPMH\1\DATA\xa091919w2.b
Method File
Method Path
Acq Time 9/19/2019 11:08
Sample Name STDA 1
Sample Type CalBlk
Comment
Prep Dilution 1.000
Auto Dilution N/A
Total Dilution 1.000
Operator Name admin
Acq Mode Spectrum
Cal Title
Cal Type External Calibration
Last Calib 9/20/2019 7:25
Bkg File
Bkg Mode Count Subtraction except for ISTD
Interference File
FQ Blank File
VIS Fit Point to Point

Tune Step	Tune File
1	

FullQuant Table

Element	Mass	ISTD	Tune	Conc	Units	RSD(%)	CPS	Ratio	Det	Time(sec)	Rep
Be			1	-0.004	ug/l	-287.57	43.34	4.256E-05	Pulse	0.10	3
B			1	4.208	ug/l	13.53	28,878.33	2.818E-02	Pulse	0.15	3
Na			1	0.070	ug/l	236.71	238,619.57	1.660E-01	Pulse	0.10	3
Mg			1	-0.030	ug/l	-80.00	8,155.56	5.673E-03	Pulse	0.10	3
Al			1	-0.011	ug/l	-400.50	29,857.36	2.077E-02	Pulse	0.10	3
K			1	-6.771	ug/l	-9.26	1,654,612.32	1.151E+00	Pulse	0.10	3
Ca			1	-33.013	ug/l	-5.23	300.01	2.087E-04	Pulse	0.10	3
Ca			1	1.748	ug/l	18.58	13,279.15	9.237E-03	Pulse	0.10	3
Ti			1	-0.012	ug/l	-87.02	63.33	1.506E-04	Pulse	0.10	3
V			1	0.058	ug/l	99.38	553.17	1.310E-03	Pulse	0.30	3
Cr			1	-0.021	ug/l	-84.62	7,001.78	1.665E-02	Pulse	0.10	3
Cr			1	-0.493	ug/l	-50.30	14,970.60	3.560E-02	Pulse	0.10	3
Mn			1	0.014	ug/l	157.33	2,957.06	7.034E-03	Pulse	0.10	3
Fe			1	0.803	ug/l	8.97	980,321.34	2.331E+00	Pulse	0.10	3
Fe			1	-1.208	ug/l	-130.49	22,709.71	5.400E-02	Pulse	0.10	3
Co			1	-0.001	ug/l	-40.35	156.68	3.725E-04	Pulse	0.10	3
Ni			1	-0.010	ug/l	-277.06	230.01	5.473E-04	Pulse	0.10	3
Ni			1	0.035	ug/l	315.40	196.67	4.674E-04	Pulse	0.10	3
Cu			1	0.356	ug/l	15.53	7,338.57	1.745E-02	Pulse	0.10	3
Cu			1	0.366	ug/l	3.50	3,373.80	8.023E-03	Pulse	0.10	3
Zn			1	0.037	ug/l	215.12	1,656.82	3.940E-03	Pulse	0.10	3
Zn			1	0.079	ug/l	272.40	336.69	8.002E-04	Pulse	0.10	3
Zn			1	0.018	ug/l	383.38	1,263.43	3.004E-03	Pulse	0.10	3
As			1	0.156	ug/l	156.58	12,827.35	3.050E-02	Pulse	0.50	3
Se			1	-1.616	ug/l	-63.59	2,727.00	6.485E-03	Pulse	0.10	3
Se			1	-0.017	ug/l	-2517.74	12,776.02	3.038E-02	Pulse	1.00	3
Se			1	-0.126	ug/l	-289.93	12,785.01	3.040E-02	Pulse	1.00	3
Kr			1	75.208	ug/l	51.10	90.00	2.142E-04	Pulse	0.10	3
Sr			1	0.001	ug/l	166.67	300.01	1.428E-04	Pulse	0.10	3
Mo			1	0.020	ug/l	45.50	226.68	1.078E-04	Pulse	0.10	3
Mo			1	0.019	ug/l	37.91	380.02	1.808E-04	Pulse	0.10	3
Mo			1	-0.005	ug/l	-306.67	103.34	4.911E-05	Pulse	0.10	3

Quantitation Report

Element	Mass	ISTD	Tune	Conc	Units	RSD(%)	CPS	Ratio	Det	Time(sec)	Rep
Mo			1	0.011	ug/l	127.37	400.92	1.906E-04	Pulse	0.10	3
Mo			1	-60.504	ug/l	-89.21	16.67	7.939E-06	Pulse	0.10	3
Cd			1	-0.070	ug/l	-175.82	20.00	9.249E-06	Pulse	0.10	3
Ag			1	0.006	ug/l	60.09	133.34	6.115E-05	Pulse	0.10	3
Cd			1	0.071	ug/l	115.87	33.33	1.531E-05	Pulse	0.10	3
Ag			1	0.001	ug/l	276.53	60.00	2.744E-05	Pulse	0.10	3
Cd			1	-0.010	ug/l	-0.81	20.00	9.176E-06	Pulse	0.10	3
Cd			1	0.017	ug/l	17.19	120.00	5.507E-05	Pulse	0.10	3
Sn			1	0.146	ug/l	28.22	3,600.63	1.651E-03	Pulse	0.10	3
Sb			1	0.027	ug/l	86.98	1,453.45	6.662E-04	Pulse	0.10	3
Sb			1	0.023	ug/l	158.56	1,183.42	5.420E-04	Pulse	0.10	3
Ba			1	-0.001	ug/l	-440.90	56.67	2.596E-05	Pulse	0.10	3
Ba			1	0.004	ug/l	106.71	80.00	3.672E-05	Pulse	0.10	3
Tl			1	0.003	ug/l	64.70	160.01	8.516E-05	Pulse	0.10	3
Tl			1	0.003	ug/l	96.24	353.36	1.879E-04	Pulse	0.10	3
Pb			1	0.022	ug/l	49.44	836.72	4.452E-04	Pulse	0.10	3
Pb			1	0.013	ug/l	93.92	720.05	3.830E-04	Pulse	0.10	3
Pb			1	0.015	ug/l	52.71	3,296.94	1.754E-03	Pulse	0.10	3

ISTD Table

Tune	Element	Mass	CPS	RSD(%)	ISTD Recovery%	Det	Time(sec)	Rep
1	Li		1,024,868.10	0.99	100.0	Pulse	0.10	3
1	Sc		1,437,483.99	0.58	100.0	Pulse	0.10	3
1	Ge		301,910.29	0.41	100.0	Pulse	0.10	3
1	Ge		420,539.94	0.36	100.0	Pulse	0.10	3
1	Rh		2,101,628.25	0.46	100.0	Pulse	0.10	3
1	In		2,179,830.12	1.00	100.0	Pulse	0.10	3
1	Tb		3,093,822.45	0.99	100.0	Pulse	0.10	3
1	Ho		304,852.54	1.48	100.0	Pulse	0.10	3
1	Bi		1,880,241.17	0.88	100.0	Pulse	0.10	3

Quantitation Report

File Name 002CALB.d
File Path C:\Agilent\ICPMH\1\DATA\xa091919w2.b
Method File
Method Path
Acq Time 9/19/2019 11:14
Sample Name STDA
Sample Type CalBlk
Comment
Prep Dilution 1.000
Auto Dilution N/A
Total Dilution 1.000
Operator Name admin
Acq Mode Spectrum
Cal Title
Cal Type External Calibration
Last Calib 9/20/2019 7:25
Bkg File
Bkg Mode Count Subtraction except for ISTD
Interference File
FQ Blank File
VIS Fit Point to Point

Tune Step	Tune File
1	

FullQuant Table

Element	Mass	ISTD	Tune	Conc	Units	RSD(%)	CPS	Ratio	Det	Time(sec)	Rep
Be			1	0.000	ug/l	-6355.01	56.67	5.575E-05	Pulse	0.10	3
B			1	1.910	ug/l	17.46	24,146.33	2.364E-02	Pulse	0.15	3
Na			1	-0.155	ug/l	-184.81	233,565.85	1.631E-01	Pulse	0.10	3
Mg			1	-0.077	ug/l	-51.93	7,568.65	5.285E-03	Pulse	0.10	3
Al			1	-0.039	ug/l	-132.11	29,346.47	2.049E-02	Pulse	0.10	3
K			1	-4.792	ug/l	-26.46	1,679,324.14	1.173E+00	Pulse	0.10	3
Ca			1	-33.076	ug/l	-8.07	296.68	2.075E-04	Pulse	0.10	3
Ca			1	0.000	ug/l	---	12,405.03	8.662E-03	Pulse	0.10	3
Ti			1	0.000	ug/l	---	83.34	1.925E-04	Pulse	0.10	3
V			1	0.094	ug/l	38.64	1,293.32	2.984E-03	Pulse	0.30	3
Cr			1	0.000	ug/l	---	7,588.69	1.752E-02	Pulse	0.10	3
Cr			1	-0.227	ug/l	-67.28	15,971.58	3.687E-02	Pulse	0.10	3
Mn			1	0.002	ug/l	334.45	2,750.35	6.349E-03	Pulse	0.10	3
Fe			1	-0.237	ug/l	-189.88	989,368.79	2.284E+00	Pulse	0.10	3
Fe			1	-0.653	ug/l	-256.31	23,644.21	5.459E-02	Pulse	0.10	3
Co			1	0.001	ug/l	329.61	200.01	4.620E-04	Pulse	0.10	3
Ni			1	0.006	ug/l	111.44	300.02	6.926E-04	Pulse	0.10	3
Ni			1	0.036	ug/l	149.03	203.34	4.696E-04	Pulse	0.10	3
Cu			1	0.128	ug/l	6.87	5,311.06	1.226E-02	Pulse	0.10	3
Cu			1	0.161	ug/l	31.51	2,516.96	5.812E-03	Pulse	0.10	3
Zn			1	0.000	ug/l	13543.56	1,616.80	3.733E-03	Pulse	0.10	3
Zn			1	0.000	ug/l	---	316.68	7.312E-04	Pulse	0.10	3
Zn			1	0.066	ug/l	151.28	1,386.78	3.200E-03	Pulse	0.10	3
As			1	-0.217	ug/l	-243.14	12,384.05	2.858E-02	Pulse	0.50	3
Se			1	0.791	ug/l	395.88	3,110.43	7.184E-03	Pulse	0.10	3
Se			1	-0.148	ug/l	-374.50	13,105.60	3.026E-02	Pulse	1.00	3
Se			1	-0.265	ug/l	-122.91	13,090.27	3.022E-02	Pulse	1.00	3
Kr			1	94.658	ug/l	30.47	116.67	2.696E-04	Pulse	0.10	3
Sr			1	0.003	ug/l	67.10	356.69	1.690E-04	Pulse	0.10	3
Mo			1	0.000	ug/l	---	120.00	5.686E-05	Pulse	0.10	3
Mo			1	0.000	ug/l	---	253.34	1.200E-04	Pulse	0.10	3
Mo			1	0.000	ug/l	---	120.01	5.685E-05	Pulse	0.10	3

Quantitation Report

Element	Mass	ISTD	Tune	Conc	Units	RSD(%)	CPS	Ratio	Det	Time(sec)	Rep
Mo			1	0.000	ug/l	---	306.61	1.453E-04	Pulse	0.10	3
Mo			1	0.000	ug/l	---	23.33	1.105E-05	Pulse	0.10	3
Cd			1	0.000	ug/l	---	40.00	1.836E-05	Pulse	0.10	3
Ag			1	0.000	ug/l	551.45	60.00	2.748E-05	Pulse	0.10	3
Cd			1	0.000	ug/l	-5897.69	20.00	9.172E-06	Pulse	0.10	3
Ag			1	0.000	ug/l	546.45	46.67	2.142E-05	Pulse	0.10	3
Cd			1	0.001	ug/l	1633.08	46.67	2.133E-05	Pulse	0.10	3
Cd			1	0.020	ug/l	32.15	143.34	6.564E-05	Pulse	0.10	3
Sn			1	0.089	ug/l	34.97	3,113.84	1.429E-03	Pulse	0.10	3
Sb			1	-0.041	ug/l	-35.32	743.38	3.403E-04	Pulse	0.10	3
Sb			1	-0.046	ug/l	-7.68	623.37	2.858E-04	Pulse	0.10	3
Ba			1	0.000	ug/l	---	60.00	2.749E-05	Pulse	0.10	3
Ba			1	0.001	ug/l	880.67	63.33	2.909E-05	Pulse	0.10	3
Tl			1	0.000	ug/l	---	126.67	6.766E-05	Pulse	0.10	3
Tl			1	0.001	ug/l	358.77	293.35	1.566E-04	Pulse	0.10	3
Pb			1	0.000	ug/l	---	640.04	3.420E-04	Pulse	0.10	3
Pb			1	0.000	ug/l	---	616.70	3.294E-04	Pulse	0.10	3
Pb			1	0.000	ug/l	814.27	2,766.88	1.478E-03	Pulse	0.10	3

ISTD Table

Tune	Element	Mass	CPS	RSD(%)	ISTD Recovery%	Det	Time(sec)	Rep
1	Li		1,021,449.05	0.57	100.0	Pulse	0.10	3
1	Sc		1,432,293.99	0.90	100.0	Pulse	0.10	3
1	Ge		310,749.33	0.42	100.0	Pulse	0.10	3
1	Ge		433,157.34	0.50	100.0	Pulse	0.10	3
1	Rh		2,110,819.03	0.15	100.0	Pulse	0.10	3
1	In		2,180,824.71	1.30	100.0	Pulse	0.10	3
1	Tb		3,088,572.25	0.95	100.0	Pulse	0.10	3
1	Ho		305,264.77	1.42	100.0	Pulse	0.10	3
1	Bi		1,871,538.98	0.78	100.0	Pulse	0.10	3

Quantitation Report

File Name 003CALS.d
File Path C:\Agilent\ICPMH\1\DATA\xa091919w2.b
Method File
Method Path
Acq Time 9/19/2019 11:18
Sample Name emptycupconf
Sample Type CalStd
Comment be .3 ppb
Prep Dilution 1.000
Auto Dilution N/A
Total Dilution 1.000
Operator Name admin
Acq Mode Spectrum
Cal Title
Cal Type External Calibration
Last Calib 9/20/2019 7:25
Bkg File
Bkg Mode Count Subtraction except for ISTD
Interference File
FQ Blank File
VIS Fit Point to Point

Tune Step	Tune File
1	

FullQuant Table

Element	Mass	ISTD	Tune	Conc	Units	RSD(%)	CPS	Ratio	Det	Time(sec)	Rep
Be			1	-0.015	ug/l	-2.58	10.00	2.749E-06	Pulse	0.10	3
B			1	-8.272	ug/l	-6.08	13,608.08	3.498E-03	Pulse	0.15	3
Na			1	-9.306	ug/l	-20.49	191,231.49	4.350E-02	Pulse	0.10	3
Mg			1	-0.275	ug/l	-18.02	18,614.44	3.676E-03	Pulse	0.10	3
Al			1	0.414	ug/l	93.12	129,231.46	2.504E-02	Pulse	0.10	3
K			1	-102.830	ug/l	-4.71	492,957.57	1.086E-01	Pulse	0.10	3
Ca			1	-40.381	ug/l	-3.39	266.68	5.897E-05	Pulse	0.10	3
Ca			1	-19.177	ug/l	-16.33	10,753.98	2.347E-03	Pulse	0.10	3
Ti			1	0.061	ug/l	261.47	350.44	4.029E-04	Pulse	0.10	3
V			1	0.050	ug/l	35.05	1,041.44	9.323E-04	Pulse	0.30	3
Cr			1	-0.351	ug/l	-6.03	4,157.38	3.165E-03	Pulse	0.10	3
Cr			1	-7.414	ug/l	-2.16	3,210.47	2.500E-03	Pulse	0.10	3
Mn			1	0.016	ug/l	352.52	8,776.40	7.138E-03	Pulse	0.10	3
Fe			1	-45.523	ug/l	-3.98	305,675.40	2.411E-01	Pulse	0.10	3
Fe			1	-45.481	ug/l	-4.79	9,212.69	6.935E-03	Pulse	0.10	3
Co			1	-0.006	ug/l	-39.09	236.68	1.952E-04	Pulse	0.10	3
Ni			1	-0.026	ug/l	-18.36	556.70	3.950E-04	Pulse	0.10	3
Ni			1	-0.151	ug/l	-43.61	310.02	2.062E-04	Pulse	0.10	3
Cu			1	-0.201	ug/l	-22.15	6,366.69	4.763E-03	Pulse	0.10	3
Cu			1	-0.176	ug/l	-44.78	2,710.33	2.171E-03	Pulse	0.10	3
Zn			1	-0.210	ug/l	-26.92	3,443.89	2.542E-03	Pulse	0.10	3
Zn			1	-0.378	ug/l	-18.60	553.37	4.009E-04	Pulse	0.10	3
Zn			1	-0.305	ug/l	-14.36	2,313.61	1.682E-03	Pulse	0.10	3
As			1	-3.849	ug/l	-26.46	11,851.80	9.930E-03	Pulse	0.50	3
Se			1	-21.131	ug/l	-6.20	1,003.42	8.239E-04	Pulse	0.10	3
Se			1	-21.862	ug/l	-26.01	12,070.81	1.010E-02	Pulse	1.00	3
Se			1	-15.828	ug/l	-25.87	12,153.12	1.017E-02	Pulse	1.00	3
Kr			1	195.246	ug/l	43.21	743.39	5.561E-04	Pulse	0.10	3
Sr			1	-0.003	ug/l	-73.09	593.38	8.693E-05	Pulse	0.10	3
Mo			1	-0.006	ug/l	-215.04	236.71	4.067E-05	Pulse	0.10	3
Mo			1	-0.024	ug/l	-33.61	280.01	4.284E-05	Pulse	0.10	3
Mo			1	-0.028	ug/l	-20.20	76.67	1.247E-05	Pulse	0.10	3

Quantitation Report

Element	Mass	ISTD	Tune	Conc	Units	RSD(%)	CPS	Ratio	Det	Time(sec)	Rep
Mo			1	-0.027	ug/l	-18.66	208.48	3.365E-05	Pulse	0.10	3
Mo			1	-117.342	ug/l	-36.70	33.33	5.015E-06	Pulse	0.10	3
Cd			1	0.004	ug/l	3751.27	106.67	1.890E-05	Pulse	0.10	3
Ag			1	-0.003	ug/l	-47.35	83.34	1.160E-05	Pulse	0.10	3
Cd			1	0.121	ug/l	146.44	126.67	1.968E-05	Pulse	0.10	3
Ag			1	0.000	ug/l	785.10	150.01	2.301E-05	Pulse	0.10	3
Cd			1	-0.011	ug/l	-74.11	43.33	7.870E-06	Pulse	0.10	3
Cd			1	0.009	ug/l	100.60	213.34	3.349E-05	Pulse	0.10	3
Sn			1	0.021	ug/l	940.46	7,705.76	1.167E-03	Pulse	0.10	3
Sb			1	-0.087	ug/l	-17.96	813.38	1.212E-04	Pulse	0.10	3
Sb			1	-0.096	ug/l	-10.58	723.38	9.894E-05	Pulse	0.10	3
Ba			1	-0.009	ug/l	-174.71	103.34	1.758E-05	Pulse	0.10	3
Ba			1	-0.004	ug/l	-62.45	153.35	2.009E-05	Pulse	0.10	3
Tl			1	-0.008	ug/l	-62.95	116.67	2.380E-05	Pulse	0.10	3
Tl			1	-0.008	ug/l	-43.15	230.01	4.467E-05	Pulse	0.10	3
Pb			1	-0.032	ug/l	-114.17	1,036.75	1.921E-04	Pulse	0.10	3
Pb			1	-0.034	ug/l	-120.40	1,006.85	1.886E-04	Pulse	0.10	3
Pb			1	-0.034	ug/l	-117.35	4,420.62	8.275E-04	Pulse	0.10	3

ISTD Table

Tune	Element	Mass	CPS	RSD(%)	ISTD Recovery%	Det	Time(sec)	Rep
1	Li		4,221,477.86	41.41	413.3	Mix	0.10	3
1	Sc		5,224,669.71	42.99	364.8	Mix	0.10	3
1	Ge		998,667.33	43.65	321.4	Pulse	0.10	3
1	Ge		1,406,105.35	43.94	324.6	Pulse	0.10	3
1	Rh		7,541,593.64	43.34	357.3	Analog	0.10	3
1	In		8,152,599.23	43.03	373.8	Analog	0.10	3
1	Tb		11,816,856.49	43.11	382.6	Analog	0.10	3
1	Ho		1,170,831.83	43.39	383.5	Pulse	0.10	3
1	Bi		7,063,726.98	42.20	377.4	Analog	0.10	3

Quantitation Report

File Name 004CALS.d
File Path C:\Agilent\ICPMH\1\DATA\xa091919w2.b
Method File
Method Path
Acq Time 9/19/2019 11:21
Sample Name STDB
Sample Type CalStd
Comment
Prep Dilution 1.000
Auto Dilution N/A
Total Dilution 1.000
Operator Name admin
Acq Mode Spectrum
Cal Title
Cal Type External Calibration
Last Calib 9/20/2019 7:25
Bkg File
Bkg Mode Count Subtraction except for ISTD
Interference File
FQ Blank File
VIS Fit Point to Point

Tune Step	Tune File
1	

FullQuant Table

Element	Mass	ISTD	Tune	Conc	Units	RSD(%)	CPS	Ratio	Det	Time(sec)	Rep
Be			1	1.512	ug/l	4.38	5,957.91	5.658E-03	Pulse	0.10	3
B			1	4.042	ug/l	5.45	29,321.16	2.786E-02	Pulse	0.15	3
Na			1	1101.458	ug/l	1.06	21,309,503.85	1.456E+01	Analog	0.10	3
Mg			1	185.616	ug/l	0.49	2,222,178.15	1.518E+00	Pulse	0.10	3
Al			1	46.519	ug/l	1.37	714,928.56	4.883E-01	Pulse	0.10	3
K			1	70.861	ug/l	2.21	2,918,746.94	1.994E+00	Pulse	0.10	3
Ca			1	745.596	ug/l	1.71	23,477.15	1.604E-02	Pulse	0.10	3
Ca			1	770.403	ug/l	0.14	384,109.07	2.623E-01	Pulse	0.10	3
Ti			1	1.525	ug/l	5.89	2,370.26	5.415E-03	Pulse	0.10	3
V			1	1.635	ug/l	7.56	32,627.26	7.462E-02	Pulse	0.30	3
Cr			1	1.468	ug/l	3.34	33,952.28	7.762E-02	Pulse	0.10	3
Cr			1	1.525	ug/l	10.55	19,802.52	4.525E-02	Pulse	0.10	3
Mn			1	2.627	ug/l	1.96	65,172.73	1.490E-01	Pulse	0.10	3
Fe			1	84.082	ug/l	2.33	2,663,491.63	6.088E+00	Pulse	0.10	3
Fe			1	88.337	ug/l	2.39	65,269.79	1.492E-01	Pulse	0.10	3
Co			1	1.459	ug/l	0.59	28,278.37	6.463E-02	Pulse	0.10	3
Ni			1	1.427	ug/l	2.71	6,241.42	1.426E-02	Pulse	0.10	3
Ni			1	1.645	ug/l	18.64	1,193.43	2.731E-03	Pulse	0.10	3
Cu			1	2.768	ug/l	1.62	31,658.12	7.236E-02	Pulse	0.10	3
Cu			1	2.776	ug/l	2.57	14,900.68	3.406E-02	Pulse	0.10	3
Zn			1	10.114	ug/l	4.27	26,696.12	6.099E-02	Pulse	0.10	3
Zn			1	10.193	ug/l	2.69	4,220.72	9.648E-03	Pulse	0.10	3
Zn			1	10.300	ug/l	1.28	19,732.67	4.510E-02	Pulse	0.10	3
As			1	1.416	ug/l	17.21	16,172.64	3.697E-02	Pulse	0.50	3
Se			1	3.921	ug/l	26.19	3,540.55	8.092E-03	Pulse	0.10	3
Se			1	3.599	ug/l	24.07	14,757.67	3.374E-02	Pulse	1.00	3
Se			1	3.580	ug/l	18.18	15,388.36	3.518E-02	Pulse	1.00	3
Kr			1	75.146	ug/l	48.91	93.34	2.140E-04	Pulse	0.10	3
Sr			1	4.436	ug/l	1.11	121,355.75	5.628E-02	Pulse	0.10	3
Mo			1	1.409	ug/l	5.05	7,842.21	3.637E-03	Pulse	0.10	3
Mo			1	1.360	ug/l	4.63	9,803.35	4.547E-03	Pulse	0.10	3
Mo			1	1.441	ug/l	1.41	5,124.37	2.376E-03	Pulse	0.10	3
Mo			1	1.462	ug/l	3.84	13,340.29	6.186E-03	Pulse	0.10	3
Mo			1	-64.957	ug/l	-211.46	16.67	7.710E-06	Pulse	0.10	3

Quantitation Report

Element	Mass	ISTD	Tune	Conc	Units	RSD(%)	CPS	Ratio	Det	Time(sec)	Rep
Cd			1	1.341	ug/l	16.46	430.03	1.922E-04	Pulse	0.10	3
Ag			1	1.496	ug/l	2.56	19,832.85	8.861E-03	Pulse	0.10	3
Cd			1	1.511	ug/l	27.33	313.35	1.399E-04	Pulse	0.10	3
Ag			1	1.473	ug/l	0.96	18,661.57	8.338E-03	Pulse	0.10	3
Cd			1	1.334	ug/l	4.88	3,597.22	1.607E-03	Pulse	0.10	3
Cd			1	1.504	ug/l	2.50	9,626.58	4.301E-03	Pulse	0.10	3
Sn			1	1.635	ug/l	5.89	16,622.74	7.426E-03	Pulse	0.10	3
Sb			1	1.519	ug/l	4.95	17,470.30	7.805E-03	Pulse	0.10	3
Sb			1	1.530	ug/l	4.99	13,813.24	6.171E-03	Pulse	0.10	3
Ba			1	3.083	ug/l	3.87	7,985.68	3.568E-03	Pulse	0.10	3
Ba			1	3.055	ug/l	1.64	13,596.43	6.075E-03	Pulse	0.10	3
Tl			1	1.449	ug/l	1.02	15,989.15	8.273E-03	Pulse	0.10	3
Tl			1	1.440	ug/l	1.92	37,775.91	1.955E-02	Pulse	0.10	3
Pb			1	59.802	ug/l	0.39	543,351.15	2.811E-01	Pulse	0.10	3
Pb			1	52.377	ug/l	0.45	420,932.30	2.178E-01	Pulse	0.10	3
Pb			1	55.208	ug/l	0.44	2,024,625.67	1.048E+00	Pulse	0.10	3

ISTD Table

Tune	Element	Mass	CPS	RSD(%)	ISTD Recovery%	Det	Time(sec)	Rep
1	Li		1,052,708.74	1.09	103.1	Pulse	0.10	3
1	Sc		1,464,142.53	0.83	102.2	Pulse	0.10	3
1	Ge		311,688.95	0.48	100.3	Pulse	0.10	3
1	Ge		437,540.37	1.44	101.0	Pulse	0.10	3
1	Rh		2,156,335.33	0.43	102.2	Pulse	0.10	3
1	In		2,238,192.29	0.35	102.6	Pulse	0.10	3
1	Tb		3,174,611.21	0.30	102.8	Pulse	0.10	3
1	Ho		316,624.03	1.03	103.7	Pulse	0.10	3
1	Bi		1,932,767.99	1.13	103.3	Pulse	0.10	3

Quantitation Report

File Name 005CALS.d
File Path C:\Agilent\ICPMH\1\DATA\xa091919w2.b
Method File
Method Path
Acq Time 9/19/2019 11:26
Sample Name STDB1
Sample Type CalStd
Comment be .3 ppb
Prep Dilution 1.000
Auto Dilution N/A
Total Dilution 1.000
Operator Name admin
Acq Mode Spectrum
Cal Title
Cal Type External Calibration
Last Calib 9/20/2019 7:25
Bkg File
Bkg Mode Count Subtraction except for ISTD
Interference File
FQ Blank File
VIS Fit Point to Point

Tune Step	Tune File
1	

FullQuant Table

Element	Mass	ISTD	Tune	Conc	Units	RSD(%)	CPS	Ratio	Det	Time(sec)	Rep
Be			1	0.297	ug/l	11.07	1,190.09	1.155E-03	Pulse	0.10	3
B			1	-0.078	ug/l	-337.13	20,288.03	1.971E-02	Pulse	0.15	3
Na			1	-0.422	ug/l	-28.99	230,365.57	1.596E-01	Pulse	0.10	3
Mg			1	0.030	ug/l	126.53	8,889.34	6.158E-03	Pulse	0.10	3
Al			1	0.092	ug/l	52.59	31,473.55	2.180E-02	Pulse	0.10	3
K			1	-6.040	ug/l	-11.69	1,673,065.08	1.159E+00	Pulse	0.10	3
Ca			1	-28.274	ug/l	-15.65	440.02	3.051E-04	Pulse	0.10	3
Ca			1	0.736	ug/l	131.05	12,855.50	8.904E-03	Pulse	0.10	3
Ti			1	0.007	ug/l	55.39	93.33	2.166E-04	Pulse	0.10	3
V			1	0.022	ug/l	175.64	-147.09	-3.430E-04	Pulse	0.30	3
Cr			1	0.896	ug/l	1.75	23,357.21	5.420E-02	Pulse	0.10	3
Cr			1	1.332	ug/l	6.81	19,105.08	4.433E-02	Pulse	0.10	3
Mn			1	0.006	ug/l	77.44	2,847.03	6.606E-03	Pulse	0.10	3
Fe			1	0.777	ug/l	75.18	1,004,159.23	2.330E+00	Pulse	0.10	3
Fe			1	-0.128	ug/l	-845.37	23,767.82	5.515E-02	Pulse	0.10	3
Co			1	-0.001	ug/l	-727.47	173.34	4.028E-04	Pulse	0.10	3
Ni			1	0.515	ug/l	4.49	2,396.94	5.561E-03	Pulse	0.10	3
Ni			1	0.494	ug/l	51.66	480.03	1.113E-03	Pulse	0.10	3
Cu			1	0.046	ug/l	26.83	4,474.12	1.038E-02	Pulse	0.10	3
Cu			1	0.072	ug/l	60.08	2,090.21	4.848E-03	Pulse	0.10	3
Zn			1	0.404	ug/l	14.57	2,593.62	6.017E-03	Pulse	0.10	3
Zn			1	0.129	ug/l	189.49	363.35	8.437E-04	Pulse	0.10	3
Zn			1	0.352	ug/l	31.20	1,883.52	4.369E-03	Pulse	0.10	3
As			1	1.052	ug/l	19.38	15,130.16	3.510E-02	Pulse	0.50	3
Se			1	1.814	ug/l	56.17	3,223.79	7.480E-03	Pulse	0.10	3
Se			1	1.212	ug/l	11.61	13,585.00	3.152E-02	Pulse	1.00	3
Se			1	1.003	ug/l	5.34	13,729.67	3.186E-02	Pulse	1.00	3
Kr			1	92.325	ug/l	20.34	113.34	2.630E-04	Pulse	0.10	3
Sr			1	0.006	ug/l	36.51	416.69	1.971E-04	Pulse	0.10	3
Mo			1	0.033	ug/l	0.73	300.01	1.420E-04	Pulse	0.10	3
Mo			1	0.036	ug/l	18.09	503.36	2.381E-04	Pulse	0.10	3
Mo			1	0.018	ug/l	66.89	180.01	8.518E-05	Pulse	0.10	3

Quantitation Report

Element	Mass	ISTD	Tune	Conc	Units	RSD(%)	CPS	Ratio	Det	Time(sec)	Rep
Mo			1	0.028	ug/l	25.43	555.73	2.629E-04	Pulse	0.10	3
Mo			1	-153.411	ug/l	-34.67	6.67	3.160E-06	Pulse	0.10	3
Cd			1	-0.036	ug/l	-193.49	30.00	1.368E-05	Pulse	0.10	3
Ag			1	0.004	ug/l	119.49	110.00	5.037E-05	Pulse	0.10	3
Cd			1	0.017	ug/l	169.98	23.33	1.069E-05	Pulse	0.10	3
Ag			1	0.009	ug/l	40.21	160.01	7.340E-05	Pulse	0.10	3
Cd			1	0.000	ug/l	-2484.94	43.33	1.996E-05	Pulse	0.10	3
Cd			1	0.017	ug/l	53.48	120.01	5.499E-05	Pulse	0.10	3
Sn			1	0.068	ug/l	46.98	2,940.40	1.349E-03	Pulse	0.10	3
Sb			1	0.343	ug/l	4.36	4,750.91	2.178E-03	Pulse	0.10	3
Sb			1	0.288	ug/l	12.16	3,347.15	1.534E-03	Pulse	0.10	3
Ba			1	-0.004	ug/l	-316.02	50.00	2.304E-05	Pulse	0.10	3
Ba			1	0.002	ug/l	336.36	70.00	3.220E-05	Pulse	0.10	3
Tl			1	0.286	ug/l	3.30	3,160.47	1.686E-03	Pulse	0.10	3
Tl			1	0.300	ug/l	4.63	7,859.01	4.192E-03	Pulse	0.10	3
Pb			1	0.009	ug/l	243.54	716.72	3.821E-04	Pulse	0.10	3
Pb			1	0.002	ug/l	618.61	636.71	3.396E-04	Pulse	0.10	3
Pb			1	0.005	ug/l	120.09	2,940.25	1.568E-03	Pulse	0.10	3

ISTD Table

Tune	Element	Mass	CPS	RSD(%)	ISTD Recovery%	Det	Time(sec)	Rep
1	Li		1,029,589.12	0.60	100.8	Pulse	0.10	3
1	Sc		1,443,570.81	0.51	100.8	Pulse	0.10	3
1	Ge		307,593.69	0.73	99.0	Pulse	0.10	3
1	Ge		430,999.46	0.46	99.5	Pulse	0.10	3
1	Rh		2,113,523.30	0.44	100.1	Pulse	0.10	3
1	In		2,181,387.45	1.37	100.0	Pulse	0.10	3
1	Tb		3,119,618.60	0.56	101.0	Pulse	0.10	3
1	Ho		306,133.23	0.29	100.3	Pulse	0.10	3
1	Bi		1,874,828.09	0.71	100.2	Pulse	0.10	3

Quantitation Report

File Name 006CALS.d
File Path C:\Agilent\ICPMH\1\DATA\xa091919w2.b
Method File
Method Path
Acq Time 9/19/2019 11:29
Sample Name STDB
Sample Type CalStd
Comment
Prep Dilution 1.000
Auto Dilution N/A
Total Dilution 1.000
Operator Name admin
Acq Mode Spectrum
Cal Title
Cal Type External Calibration
Last Calib 9/20/2019 7:25
Bkg File
Bkg Mode Count Subtraction except for ISTD
Interference File
FQ Blank File
VIS Fit Point to Point

Tune Step	Tune File
1	

FullQuant Table

Element	Mass	ISTD	Tune	Conc	Units	RSD(%)	CPS	Ratio	Det	Time(sec)	Rep
Be			1	0.503	ug/l	6.27	2,023.54	1.919E-03	Pulse	0.10	3
B			1	22.729	ug/l	2.28	68,314.21	6.482E-02	Pulse	0.15	3
Na			1	252.658	ug/l	1.62	5,094,115.34	3.466E+00	Analog	0.10	3
Mg			1	259.060	ug/l	1.03	3,109,663.18	2.116E+00	Pulse	0.10	3
Al			1	25.177	ug/l	1.09	402,481.54	2.739E-01	Pulse	0.10	3
K			1	252.001	ug/l	1.08	5,818,743.66	3.959E+00	Analog	0.10	3
Ca			1	227.657	ug/l	5.88	8,095.62	5.508E-03	Pulse	0.10	3
Ca			1	260.921	ug/l	2.33	138,978.52	9.458E-02	Pulse	0.10	3
Ti			1	1.051	ug/l	8.26	1,673.49	3.793E-03	Pulse	0.10	3
V			1	1.100	ug/l	1.93	21,953.25	4.973E-02	Pulse	0.30	3
Cr			1	0.952	ug/l	2.87	24,939.53	5.650E-02	Pulse	0.10	3
Cr			1	0.962	ug/l	20.64	18,784.64	4.256E-02	Pulse	0.10	3
Mn			1	0.995	ug/l	2.33	26,635.62	6.034E-02	Pulse	0.10	3
Fe			1	24.562	ug/l	3.21	1,502,055.45	3.403E+00	Pulse	0.10	3
Fe			1	24.357	ug/l	4.16	35,833.33	8.118E-02	Pulse	0.10	3
Co			1	0.488	ug/l	2.95	9,669.92	2.191E-02	Pulse	0.10	3
Ni			1	0.909	ug/l	2.82	4,114.01	9.320E-03	Pulse	0.10	3
Ni			1	0.798	ug/l	17.16	680.04	1.540E-03	Pulse	0.10	3
Cu			1	1.952	ug/l	4.34	23,741.17	5.378E-02	Pulse	0.10	3
Cu			1	1.935	ug/l	1.35	11,024.06	2.497E-02	Pulse	0.10	3
Zn			1	4.999	ug/l	0.27	14,139.99	3.203E-02	Pulse	0.10	3
Zn			1	4.277	ug/l	11.21	1,973.53	4.473E-03	Pulse	0.10	3
Zn			1	4.702	ug/l	4.24	9,793.30	2.218E-02	Pulse	0.10	3
As			1	0.432	ug/l	66.20	14,085.21	3.191E-02	Pulse	0.50	3
Se			1	1.305	ug/l	99.70	3,237.12	7.333E-03	Pulse	0.10	3
Se			1	0.553	ug/l	88.06	13,642.37	3.091E-02	Pulse	1.00	3
Se			1	0.357	ug/l	82.37	13,693.03	3.102E-02	Pulse	1.00	3
Kr			1	106.117	ug/l	16.07	133.34	3.022E-04	Pulse	0.10	3
Sr			1	4.937	ug/l	0.19	134,451.46	6.262E-02	Pulse	0.10	3
Mo			1	1.004	ug/l	3.97	5,601.19	2.609E-03	Pulse	0.10	3
Mo			1	1.145	ug/l	2.76	8,259.10	3.846E-03	Pulse	0.10	3
Mo			1	0.999	ug/l	8.19	3,573.86	1.665E-03	Pulse	0.10	3

Quantitation Report

Element	Mass	ISTD	Tune	Conc	Units	RSD(%)	CPS	Ratio	Det	Time(sec)	Rep
Mo			1	0.938	ug/l	6.57	8,633.08	4.021E-03	Pulse	0.10	3
Mo			1	-34.033	ug/l	-263.68	20.00	9.301E-06	Pulse	0.10	3
Cd			1	0.745	ug/l	15.49	256.68	1.149E-04	Pulse	0.10	3
Ag			1	0.493	ug/l	3.64	6,554.92	2.936E-03	Pulse	0.10	3
Cd			1	0.671	ug/l	21.08	150.01	6.724E-05	Pulse	0.10	3
Ag			1	0.481	ug/l	2.44	6,114.75	2.739E-03	Pulse	0.10	3
Cd			1	0.475	ug/l	24.94	1,306.78	5.852E-04	Pulse	0.10	3
Cd			1	0.645	ug/l	7.05	4,130.72	1.850E-03	Pulse	0.10	3
Sn			1	4.879	ug/l	0.69	44,667.33	2.001E-02	Pulse	0.10	3
Sb			1	1.981	ug/l	1.57	22,356.62	1.001E-02	Pulse	0.10	3
Sb			1	1.909	ug/l	1.01	16,943.04	7.589E-03	Pulse	0.10	3
Ba			1	0.991	ug/l	4.71	2,603.64	1.166E-03	Pulse	0.10	3
Ba			1	0.965	ug/l	4.16	4,327.45	1.939E-03	Pulse	0.10	3
Tl			1	0.512	ug/l	8.93	5,587.92	2.966E-03	Pulse	0.10	3
Tl			1	0.473	ug/l	2.20	12,282.18	6.516E-03	Pulse	0.10	3
Pb			1	0.500	ug/l	7.72	5,067.75	2.689E-03	Pulse	0.10	3
Pb			1	0.487	ug/l	8.95	4,434.17	2.353E-03	Pulse	0.10	3
Pb			1	0.491	ug/l	1.16	20,306.22	1.078E-02	Pulse	0.10	3

ISTD Table

Tune	Element	Mass	CPS	RSD(%)	ISTD Recovery%	Det	Time(sec)	Rep
1	Li		1,053,969.82	0.68	103.2	Pulse	0.10	3
1	Sc		1,469,694.82	1.27	102.6	Pulse	0.10	3
1	Ge		315,259.22	0.42	101.5	Pulse	0.10	3
1	Ge		441,409.76	0.69	101.9	Pulse	0.10	3
1	Rh		2,147,177.36	0.45	101.7	Pulse	0.10	3
1	In		2,232,574.63	0.69	102.4	Pulse	0.10	3
1	Tb		3,154,406.41	0.57	102.1	Pulse	0.10	3
1	Ho		313,865.26	1.94	102.8	Pulse	0.10	3
1	Bi		1,884,638.56	0.71	100.7	Pulse	0.10	3

Quantitation Report

File Name 007CALS.d
File Path C:\Agilent\ICPMH\1\DATA\xa091919w2.b
Method File
Method Path
Acq Time 9/19/2019 11:32
Sample Name STDC
Sample Type CalStd
Comment
Prep Dilution 1.000
Auto Dilution N/A
Total Dilution 1.000
Operator Name admin
Acq Mode Spectrum
Cal Title
Cal Type External Calibration
Last Calib 9/20/2019 7:25
Bkg File
Bkg Mode Count Subtraction except for ISTD
Interference File
FQ Blank File
VIS Fit Point to Point

Tune Step	Tune File
1	

FullQuant Table

Element	Mass	ISTD	Tune	Conc	Units	RSD(%)	CPS	Ratio	Det	Time(sec)	Rep
Be			1	5.133	ug/l	1.33	19,938.99	1.907E-02	Pulse	0.10	3
B			1	4.600	ug/l	5.74	30,271.87	2.896E-02	Pulse	0.15	3
Na			1	4.842	ug/l	24.96	334,487.45	2.283E-01	Pulse	0.10	3
Mg			1	4.989	ug/l	0.94	68,208.29	4.655E-02	Pulse	0.10	3
Al			1	4.952	ug/l	1.51	103,510.66	7.065E-02	Pulse	0.10	3
K			1	-1.166	ug/l	-84.47	1,775,633.57	1.212E+00	Pulse	0.10	3
Ca			1	-26.265	ug/l	-15.06	506.69	3.459E-04	Pulse	0.10	3
Ca			1	5.141	ug/l	20.48	15,170.69	1.035E-02	Pulse	0.10	3
Ti			1	4.986	ug/l	4.96	7,521.98	1.727E-02	Pulse	0.10	3
V			1	5.100	ug/l	1.84	102,635.02	2.356E-01	Pulse	0.30	3
Cr			1	5.081	ug/l	1.72	98,244.49	2.255E-01	Pulse	0.10	3
Cr			1	5.366	ug/l	4.03	27,710.78	6.362E-02	Pulse	0.10	3
Mn			1	4.960	ug/l	1.43	120,114.74	2.757E-01	Pulse	0.10	3
Fe			1	5.945	ug/l	7.51	1,116,386.83	2.563E+00	Pulse	0.10	3
Fe			1	4.673	ug/l	34.62	26,245.01	6.025E-02	Pulse	0.10	3
Co			1	5.029	ug/l	1.39	96,528.91	2.216E-01	Pulse	0.10	3
Ni			1	4.957	ug/l	3.01	20,897.22	4.797E-02	Pulse	0.10	3
Ni			1	5.134	ug/l	8.65	3,323.79	7.634E-03	Pulse	0.10	3
Cu			1	4.944	ug/l	2.40	53,096.70	1.219E-01	Pulse	0.10	3
Cu			1	5.050	ug/l	0.75	25,527.35	5.860E-02	Pulse	0.10	3
Zn			1	4.945	ug/l	1.67	13,819.60	3.173E-02	Pulse	0.10	3
Zn			1	5.165	ug/l	3.10	2,286.93	5.250E-03	Pulse	0.10	3
Zn			1	5.156	ug/l	2.77	10,470.45	2.404E-02	Pulse	0.10	3
As			1	5.508	ug/l	4.76	25,255.39	5.799E-02	Pulse	0.50	3
Se			1	4.069	ug/l	20.59	3,543.83	8.135E-03	Pulse	0.10	3
Se			1	5.533	ug/l	13.34	15,475.02	3.553E-02	Pulse	1.00	3
Se			1	5.331	ug/l	11.70	16,303.05	3.743E-02	Pulse	1.00	3
Kr			1	69.981	ug/l	37.62	86.67	1.993E-04	Pulse	0.10	3
Sr			1	5.143	ug/l	1.34	139,568.98	6.524E-02	Pulse	0.10	3
Mo			1	4.990	ug/l	3.49	27,257.60	1.274E-02	Pulse	0.10	3
Mo			1	4.878	ug/l	2.95	34,217.50	1.599E-02	Pulse	0.10	3
Mo			1	5.024	ug/l	5.01	17,426.79	8.143E-03	Pulse	0.10	3

Quantitation Report

Element	Mass	ISTD	Tune	Conc	Units	RSD(%)	CPS	Ratio	Det	Time(sec)	Rep
Mo			1	4.962	ug/l	1.73	44,174.53	2.065E-02	Pulse	0.10	3
Mo			1	57.973	ug/l	315.75	30.00	1.403E-05	Pulse	0.10	3
Cd			1	4.659	ug/l	12.40	1,370.11	6.222E-04	Pulse	0.10	3
Ag			1	4.936	ug/l	2.12	64,284.25	2.918E-02	Pulse	0.10	3
Cd			1	5.312	ug/l	5.54	1,033.41	4.690E-04	Pulse	0.10	3
Ag			1	5.078	ug/l	1.75	63,220.12	2.870E-02	Pulse	0.10	3
Cd			1	5.102	ug/l	2.70	13,416.14	6.089E-03	Pulse	0.10	3
Cd			1	4.986	ug/l	0.60	31,382.07	1.424E-02	Pulse	0.10	3
Sn			1	5.067	ug/l	3.09	45,690.51	2.074E-02	Pulse	0.10	3
Sb			1	5.036	ug/l	1.04	54,254.30	2.463E-02	Pulse	0.10	3
Sb			1	4.909	ug/l	2.20	41,412.34	1.880E-02	Pulse	0.10	3
Ba			1	5.095	ug/l	4.14	12,952.50	5.878E-03	Pulse	0.10	3
Ba			1	5.093	ug/l	4.95	22,273.28	1.011E-02	Pulse	0.10	3
Tl			1	5.057	ug/l	0.75	53,875.68	2.871E-02	Pulse	0.10	3
Tl			1	4.985	ug/l	1.99	126,342.98	6.733E-02	Pulse	0.10	3
Pb			1	5.015	ug/l	1.01	44,825.49	2.389E-02	Pulse	0.10	3
Pb			1	5.028	ug/l	2.09	39,787.93	2.120E-02	Pulse	0.10	3
Pb			1	5.065	ug/l	0.44	182,842.39	9.744E-02	Pulse	0.10	3

ISTD Table

Tune	Element	Mass	CPS	RSD(%)	ISTD Recovery%	Det	Time(sec)	Rep
1	Li		1,045,461.43	0.84	102.4	Pulse	0.10	3
1	Sc		1,465,209.77	0.56	102.3	Pulse	0.10	3
1	Ge		313,812.58	1.08	101.0	Pulse	0.10	3
1	Ge		435,578.45	0.82	100.6	Pulse	0.10	3
1	Rh		2,139,563.56	0.80	101.4	Pulse	0.10	3
1	In		2,203,087.87	0.61	101.0	Pulse	0.10	3
1	Tb		3,122,996.20	1.32	101.1	Pulse	0.10	3
1	Ho		309,988.46	0.41	101.5	Pulse	0.10	3
1	Bi		1,876,478.41	0.37	100.3	Pulse	0.10	3

Quantitation Report

File Name 008CALS.d
File Path C:\Agilent\ICPMH\1\DATA\xa091919w2.b
Method File
Method Path
Acq Time 9/19/2019 11:36
Sample Name STDD
Sample Type CalStd
Comment
Prep Dilution 1.000
Auto Dilution N/A
Total Dilution 1.000
Operator Name admin
Acq Mode Spectrum
Cal Title
Cal Type External Calibration
Last Calib 9/20/2019 7:25
Bkg File
Bkg Mode Count Subtraction except for ISTD
Interference File
FQ Blank File
VIS Fit Point to Point

Tune Step	Tune File
1	

FullQuant Table

Element	Mass	ISTD	Tune	Conc	Units	RSD(%)	CPS	Ratio	Det	Time(sec)	Rep
Be			1	25.069	ug/l	1.21	97,983.34	9.291E-02	Pulse	0.10	3
B			1	23.621	ug/l	3.98	70,222.15	6.659E-02	Pulse	0.15	3
Na			1	25.090	ug/l	1.56	724,882.83	4.929E-01	Pulse	0.10	3
Mg			1	26.081	ug/l	0.85	321,126.84	2.183E-01	Pulse	0.10	3
Al			1	25.212	ug/l	1.19	403,322.77	2.742E-01	Pulse	0.10	3
K			1	19.477	ug/l	5.04	2,111,873.56	1.436E+00	Pulse	0.10	3
Ca			1	5.334	ug/l	2.19	1,453.45	9.882E-04	Pulse	0.10	3
Ca			1	35.137	ug/l	3.77	29,754.17	2.023E-02	Pulse	0.10	3
Ti			1	24.636	ug/l	2.16	37,189.33	8.456E-02	Pulse	0.10	3
V			1	24.529	ug/l	1.06	500,801.98	1.139E+00	Pulse	0.30	3
Cr			1	24.858	ug/l	0.47	455,344.10	1.035E+00	Pulse	0.10	3
Cr			1	25.844	ug/l	1.76	71,056.72	1.616E-01	Pulse	0.10	3
Mn			1	24.795	ug/l	1.33	595,238.23	1.353E+00	Pulse	0.10	3
Fe			1	25.172	ug/l	1.71	1,508,817.69	3.430E+00	Pulse	0.10	3
Fe			1	25.792	ug/l	4.56	36,378.09	8.271E-02	Pulse	0.10	3
Co			1	24.946	ug/l	0.08	482,772.00	1.098E+00	Pulse	0.10	3
Ni			1	24.725	ug/l	1.53	104,118.91	2.367E-01	Pulse	0.10	3
Ni			1	24.552	ug/l	1.31	15,361.07	3.493E-02	Pulse	0.10	3
Cu			1	24.683	ug/l	1.14	251,277.10	5.713E-01	Pulse	0.10	3
Cu			1	24.750	ug/l	0.86	119,342.49	2.713E-01	Pulse	0.10	3
Zn			1	25.090	ug/l	2.88	64,113.05	1.458E-01	Pulse	0.10	3
Zn			1	24.791	ug/l	4.52	9,859.99	2.242E-02	Pulse	0.10	3
Zn			1	25.101	ug/l	2.10	46,490.45	1.057E-01	Pulse	0.10	3
As			1	24.838	ug/l	0.15	69,169.86	1.573E-01	Pulse	0.50	3
Se			1	23.980	ug/l	7.87	6,118.07	1.391E-02	Pulse	0.10	3
Se			1	24.624	ug/l	2.96	23,419.76	5.325E-02	Pulse	1.00	3
Se			1	24.829	ug/l	2.91	27,513.98	6.256E-02	Pulse	1.00	3
Kr			1	85.166	ug/l	5.86	106.67	2.426E-04	Pulse	0.10	3
Sr			1	26.065	ug/l	0.97	708,894.94	3.301E-01	Pulse	0.10	3
Mo			1	24.844	ug/l	0.37	135,741.40	6.320E-02	Pulse	0.10	3
Mo			1	25.123	ug/l	0.64	175,829.95	8.187E-02	Pulse	0.10	3
Mo			1	24.872	ug/l	0.65	86,105.55	4.009E-02	Pulse	0.10	3

Quantitation Report

Element	Mass	ISTD	Tune	Conc	Units	RSD(%)	CPS	Ratio	Det	Time(sec)	Rep
Mo			1	24.754	ug/l	1.16	219,935.04	1.024E-01	Pulse	0.10	3
Mo			1	-63.870	ug/l	-82.38	16.67	7.766E-06	Pulse	0.10	3
Cd			1	24.535	ug/l	5.36	7,135.21	3.198E-03	Pulse	0.10	3
Ag			1	25.234	ug/l	1.24	332,534.96	1.491E-01	Pulse	0.10	3
Cd			1	26.068	ug/l	4.72	5,054.35	2.266E-03	Pulse	0.10	3
Ag			1	25.312	ug/l	1.45	318,969.29	1.430E-01	Pulse	0.10	3
Cd			1	24.909	ug/l	0.66	66,152.28	2.965E-02	Pulse	0.10	3
Cd			1	25.002	ug/l	0.57	159,276.02	7.139E-02	Pulse	0.10	3
Sn			1	25.001	ug/l	0.04	218,747.75	9.805E-02	Pulse	0.10	3
Sb			1	24.964	ug/l	0.82	267,614.18	1.200E-01	Pulse	0.10	3
Sb			1	24.912	ug/l	0.14	208,634.27	9.352E-02	Pulse	0.10	3
Ba			1	24.643	ug/l	1.91	63,199.33	2.833E-02	Pulse	0.10	3
Ba			1	24.999	ug/l	0.05	110,451.31	4.951E-02	Pulse	0.10	3
Tl			1	24.746	ug/l	0.92	267,340.53	1.402E-01	Pulse	0.10	3
Tl			1	24.948	ug/l	0.16	641,184.16	3.363E-01	Pulse	0.10	3
Pb			1	24.871	ug/l	0.45	223,269.65	1.171E-01	Pulse	0.10	3
Pb			1	25.150	ug/l	0.78	199,677.57	1.047E-01	Pulse	0.10	3
Pb			1	24.946	ug/l	0.28	903,865.34	4.741E-01	Pulse	0.10	3

ISTD Table

Tune	Element	Mass	CPS	RSD(%)	ISTD Recovery%	Det	Time(sec)	Rep
1	Li		1,054,624.42	0.06	103.2	Pulse	0.10	3
1	Sc		1,470,758.62	0.54	102.7	Pulse	0.10	3
1	Ge		310,503.30	0.69	99.9	Pulse	0.10	3
1	Ge		439,833.84	0.53	101.5	Pulse	0.10	3
1	Rh		2,147,653.72	0.30	101.7	Pulse	0.10	3
1	In		2,231,005.83	0.23	102.3	Pulse	0.10	3
1	Tb		3,153,511.31	0.45	102.1	Pulse	0.10	3
1	Ho		311,392.05	0.44	102.0	Pulse	0.10	3
1	Bi		1,906,318.57	0.57	101.9	Pulse	0.10	3

Quantitation Report

File Name 009CALS.d
File Path C:\Agilent\ICPMH\1\DATA\xa091919w2.b
Method File
Method Path
Acq Time 9/19/2019 11:39
Sample Name STDE
Sample Type CalStd
Comment
Prep Dilution 1.000
Auto Dilution N/A
Total Dilution 1.000
Operator Name admin
Acq Mode Spectrum
Cal Title
Cal Type External Calibration
Last Calib 9/20/2019 7:25
Bkg File
Bkg Mode Count Subtraction except for ISTD
Interference File
FQ Blank File
VIS Fit Point to Point

Tune Step	Tune File
1	

FullQuant Table

Element	Mass	ISTD	Tune	Conc	Units	RSD(%)	CPS	Ratio	Det	Time(sec)	Rep
Be			1	49.919	ug/l	0.28	195,360.46	1.850E-01	Pulse	0.10	3
B			1	48.186	ug/l	1.18	121,661.21	1.152E-01	Pulse	0.15	3
Na			1	49.996	ug/l	0.64	1,202,671.15	8.183E-01	Pulse	0.10	3
Mg			1	51.587	ug/l	0.35	626,272.27	4.261E-01	Pulse	0.10	3
Al			1	50.033	ug/l	0.10	769,634.36	5.236E-01	Pulse	0.10	3
K			1	45.088	ug/l	1.73	2,519,030.27	1.714E+00	Pulse	0.10	3
Ca			1	34.927	ug/l	14.42	2,336.93	1.590E-03	Pulse	0.10	3
Ca			1	61.338	ug/l	2.98	42,418.45	2.886E-02	Pulse	0.10	3
Ti			1	50.475	ug/l	2.62	75,245.07	1.730E-01	Pulse	0.10	3
V			1	50.131	ug/l	0.71	1,012,578.93	2.329E+00	Pulse	0.30	3
Cr			1	49.983	ug/l	0.70	897,534.39	2.064E+00	Pulse	0.10	3
Cr			1	50.489	ug/l	2.15	121,500.58	2.794E-01	Pulse	0.10	3
Mn			1	50.433	ug/l	0.67	1,194,231.08	2.746E+00	Pulse	0.10	3
Fe			1	51.094	ug/l	1.45	2,000,300.54	4.600E+00	Pulse	0.10	3
Fe			1	50.750	ug/l	6.59	47,499.45	1.092E-01	Pulse	0.10	3
Co			1	50.469	ug/l	0.68	965,463.74	2.220E+00	Pulse	0.10	3
Ni			1	50.427	ug/l	0.49	209,673.62	4.822E-01	Pulse	0.10	3
Ni			1	51.299	ug/l	1.72	31,534.40	7.252E-02	Pulse	0.10	3
Cu			1	50.421	ug/l	0.86	503,265.53	1.157E+00	Pulse	0.10	3
Cu			1	50.502	ug/l	1.04	238,916.46	5.494E-01	Pulse	0.10	3
Zn			1	50.440	ug/l	1.89	125,800.95	2.893E-01	Pulse	0.10	3
Zn			1	50.456	ug/l	1.27	19,512.25	4.487E-02	Pulse	0.10	3
Zn			1	50.337	ug/l	1.71	90,895.70	2.090E-01	Pulse	0.10	3
As			1	49.950	ug/l	0.59	124,472.94	2.862E-01	Pulse	0.50	3
Se			1	50.115	ug/l	0.74	9,346.37	2.149E-02	Pulse	0.10	3
Se			1	49.741	ug/l	1.30	33,291.81	7.656E-02	Pulse	1.00	3
Se			1	50.766	ug/l	1.44	41,736.08	9.598E-02	Pulse	1.00	3
Kr			1	94.157	ug/l	25.92	116.67	2.682E-04	Pulse	0.10	3
Sr			1	51.871	ug/l	0.79	1,415,083.26	6.568E-01	Pulse	0.10	3
Mo			1	50.201	ug/l	1.42	275,044.40	1.277E-01	Pulse	0.10	3
Mo			1	49.849	ug/l	0.78	349,752.40	1.623E-01	Pulse	0.10	3
Mo			1	49.453	ug/l	1.72	171,633.71	7.966E-02	Pulse	0.10	3

Quantitation Report

Element	Mass	ISTD	Tune	Conc	Units	RSD(%)	CPS	Ratio	Det	Time(sec)	Rep
Mo			1	49.655	ug/l	1.40	442,311.04	2.053E-01	Pulse	0.10	3
Mo			1	55.612	ug/l	428.46	30.00	1.391E-05	Pulse	0.10	3
Cd			1	47.768	ug/l	0.34	13,886.54	6.209E-03	Pulse	0.10	3
Ag			1	49.186	ug/l	0.63	649,704.81	2.905E-01	Pulse	0.10	3
Cd			1	48.583	ug/l	3.78	9,426.51	4.215E-03	Pulse	0.10	3
Ag			1	49.078	ug/l	0.63	619,931.86	2.772E-01	Pulse	0.10	3
Cd			1	49.780	ug/l	1.17	132,480.84	5.924E-02	Pulse	0.10	3
Cd			1	49.693	ug/l	0.19	317,322.59	1.419E-01	Pulse	0.10	3
Sn			1	50.151	ug/l	0.85	437,447.06	1.956E-01	Pulse	0.10	3
Sb			1	49.836	ug/l	0.74	534,348.92	2.389E-01	Pulse	0.10	3
Sb			1	49.641	ug/l	1.00	415,743.94	1.859E-01	Pulse	0.10	3
Ba			1	49.350	ug/l	2.20	126,800.78	5.670E-02	Pulse	0.10	3
Ba			1	50.156	ug/l	1.38	222,070.11	9.930E-02	Pulse	0.10	3
Tl			1	49.522	ug/l	0.61	537,907.35	2.806E-01	Pulse	0.10	3
Tl			1	49.748	ug/l	0.74	1,285,563.55	6.706E-01	Pulse	0.10	3
Pb			1	50.096	ug/l	0.68	451,618.65	2.356E-01	Pulse	0.10	3
Pb			1	49.784	ug/l	0.62	396,911.71	2.070E-01	Pulse	0.10	3
Pb			1	49.764	ug/l	0.35	1,810,606.55	9.444E-01	Pulse	0.10	3

ISTD Table

Tune	Element	Mass	CPS	RSD(%)	ISTD Recovery%	Det	Time(sec)	Rep
1	Li		1,056,274.05	0.36	103.4	Pulse	0.10	3
1	Sc		1,469,803.41	0.23	102.6	Pulse	0.10	3
1	Ge		314,202.62	1.38	101.1	Pulse	0.10	3
1	Ge		434,853.78	0.33	100.4	Pulse	0.10	3
1	Rh		2,154,653.88	0.19	102.1	Pulse	0.10	3
1	In		2,236,505.39	0.51	102.6	Pulse	0.10	3
1	Tb		3,160,635.47	0.45	102.3	Pulse	0.10	3
1	Ho		314,949.45	0.59	103.2	Pulse	0.10	3
1	Bi		1,917,238.25	0.69	102.4	Pulse	0.10	3

Quantitation Report

File Name 010CALS.d
File Path C:\Agilent\ICPMH\1\DATA\xa091919w2.b
Method File
Method Path
Acq Time 9/19/2019 11:42
Sample Name STDF
Sample Type CalStd
Comment
Prep Dilution 1.000
Auto Dilution N/A
Total Dilution 1.000
Operator Name admin
Acq Mode Spectrum
Cal Title
Cal Type External Calibration
Last Calib 9/20/2019 7:25
Bkg File
Bkg Mode Count Subtraction except for ISTD
Interference File
FQ Blank File
VIS Fit Point to Point

Tune Step	Tune File
1	

FullQuant Table

Element	Mass	ISTD	Tune	Conc	Units	RSD(%)	CPS	Ratio	Det	Time(sec)	Rep
Be			1	99.883	ug/l	1.62	388,266.27	3.700E-01	Pulse	0.10	3
B			1	97.136	ug/l	2.14	222,462.17	2.120E-01	Pulse	0.15	3
Na			1	100.841	ug/l	1.51	2,154,622.42	1.483E+00	Pulse	0.10	3
Mg			1	104.090	ug/l	1.19	1,240,790.53	8.537E-01	Pulse	0.10	3
Al			1	99.716	ug/l	1.32	1,486,628.99	1.023E+00	Pulse	0.10	3
K			1	96.472	ug/l	0.98	3,301,458.39	2.272E+00	Pulse	0.10	3
Ca			1	118.791	ug/l	5.53	4,787.56	3.295E-03	Pulse	0.10	3
Ca			1	127.574	ug/l	1.79	73,639.89	5.067E-02	Pulse	0.10	3
Ti			1	99.854	ug/l	0.42	149,020.69	3.421E-01	Pulse	0.10	3
V			1	100.046	ug/l	0.44	2,024,607.63	4.648E+00	Pulse	0.30	3
Cr			1	100.040	ug/l	0.36	1,791,642.21	4.113E+00	Pulse	0.10	3
Cr			1	99.744	ug/l	0.40	224,293.89	5.150E-01	Pulse	0.10	3
Mn			1	99.821	ug/l	0.48	2,364,834.08	5.430E+00	Pulse	0.10	3
Fe			1	99.988	ug/l	0.38	2,964,298.08	6.806E+00	Pulse	0.10	3
Fe			1	100.569	ug/l	2.18	70,644.86	1.622E-01	Pulse	0.10	3
Co			1	100.922	ug/l	0.16	1,933,538.35	4.439E+00	Pulse	0.10	3
Ni			1	99.977	ug/l	1.59	416,090.37	9.553E-01	Pulse	0.10	3
Ni			1	100.295	ug/l	0.95	61,579.13	1.414E-01	Pulse	0.10	3
Cu			1	99.873	ug/l	0.26	994,476.76	2.283E+00	Pulse	0.10	3
Cu			1	100.023	ug/l	0.19	472,214.95	1.084E+00	Pulse	0.10	3
Zn			1	100.011	ug/l	1.40	248,235.18	5.699E-01	Pulse	0.10	3
Zn			1	99.860	ug/l	2.17	38,365.91	8.809E-02	Pulse	0.10	3
Zn			1	100.015	ug/l	0.51	179,640.09	4.124E-01	Pulse	0.10	3
As			1	99.807	ug/l	1.13	236,201.14	5.423E-01	Pulse	0.50	3
Se			1	100.240	ug/l	2.11	15,694.76	3.603E-02	Pulse	0.10	3
Se			1	100.196	ug/l	1.45	53,740.84	1.234E-01	Pulse	1.00	3
Se			1	101.938	ug/l	1.15	70,523.91	1.619E-01	Pulse	1.00	3
Kr			1	59.103	ug/l	15.55	73.33	1.683E-04	Pulse	0.10	3
Sr			1	104.453	ug/l	0.39	2,841,346.10	1.322E+00	Pulse	0.10	3
Mo			1	99.939	ug/l	0.46	545,916.40	2.541E-01	Pulse	0.10	3
Mo			1	100.049	ug/l	0.40	699,768.40	3.257E-01	Pulse	0.10	3
Mo			1	100.304	ug/l	1.10	347,023.68	1.615E-01	Pulse	0.10	3

Quantitation Report

Element	Mass	ISTD	Tune	Conc	Units	RSD(%)	CPS	Ratio	Det	Time(sec)	Rep
Mo			1	100.237	ug/l	0.28	890,072.89	4.143E-01	Pulse	0.10	3
Mo			1	116.936	ug/l	89.52	36.67	1.707E-05	Pulse	0.10	3
Cd			1	101.248	ug/l	3.17	29,301.27	1.314E-02	Pulse	0.10	3
Ag			1	100.673	ug/l	0.20	1,325,959.62	5.946E-01	Pulse	0.10	3
Cd			1	99.836	ug/l	0.93	19,292.38	8.651E-03	Pulse	0.10	3
Ag			1	100.578	ug/l	0.43	1,266,797.38	5.680E-01	Pulse	0.10	3
Cd			1	100.239	ug/l	1.07	265,972.42	1.193E-01	Pulse	0.10	3
Cd			1	100.153	ug/l	0.49	637,695.21	2.860E-01	Pulse	0.10	3
Sn			1	102.114	ug/l	1.07	885,601.71	3.971E-01	Pulse	0.10	3
Sb			1	99.862	ug/l	1.26	1,066,449.25	4.782E-01	Pulse	0.10	3
Sb			1	99.088	ug/l	1.54	826,463.09	3.706E-01	Pulse	0.10	3
Ba			1	100.410	ug/l	0.78	257,209.44	1.153E-01	Pulse	0.10	3
Ba			1	101.056	ug/l	0.98	446,108.18	2.000E-01	Pulse	0.10	3
Tl			1	100.299	ug/l	0.59	1,104,625.71	5.682E-01	Pulse	0.10	3
Tl			1	100.349	ug/l	0.65	2,629,337.88	1.352E+00	Pulse	0.10	3
Pb			1	99.984	ug/l	0.37	913,371.29	4.698E-01	Pulse	0.10	3
Pb			1	100.069	ug/l	0.46	808,398.63	4.158E-01	Pulse	0.10	3
Pb			1	99.999	ug/l	0.44	3,686,626.35	1.896E+00	Pulse	0.10	3

ISTD Table

Tune	Element	Mass	CPS	RSD(%)	ISTD Recovery%	Det	Time(sec)	Rep
1	Li		1,049,453.67	1.17	102.7	Pulse	0.10	3
1	Sc		1,453,444.72	0.80	101.5	Pulse	0.10	3
1	Ge		312,222.65	0.84	100.5	Pulse	0.10	3
1	Ge		435,551.37	0.23	100.6	Pulse	0.10	3
1	Rh		2,148,642.99	0.30	101.8	Pulse	0.10	3
1	In		2,230,093.82	0.36	102.3	Pulse	0.10	3
1	Tb		3,203,294.64	0.18	103.7	Pulse	0.10	3
1	Ho		317,099.98	0.91	103.9	Pulse	0.10	3
1	Bi		1,944,177.11	0.55	103.9	Pulse	0.10	3

Quantitation Report

File Name 011CALS.d
File Path C:\Agilent\ICPMH\1\DATA\xa091919w2.b
Method File
Method Path
Acq Time 9/19/2019 11:46
Sample Name STDG
Sample Type CalStd
Comment
Prep Dilution 1.000
Auto Dilution N/A
Total Dilution 1.000
Operator Name admin
Acq Mode Spectrum
Cal Title
Cal Type External Calibration
Last Calib 9/20/2019 7:25
Bkg File
Bkg Mode Count Subtraction except for ISTD
Interference File
FQ Blank File
VIS Fit Point to Point

Tune Step	Tune File
1	

FullQuant Table

Element	Mass	ISTD	Tune	Conc	Units	RSD(%)	CPS	Ratio	Det	Time(sec)	Rep
Be			1	-0.001	ug/l	-226.08	56.67	5.441E-05	Pulse	0.10	3
B			1	207.757	ug/l	1.80	448,723.06	4.308E-01	Pulse	0.15	3
Na			1	506.754	ug/l	0.38	9,868,781.31	6.786E+00	Analog	0.10	3
Mg			1	522.869	ug/l	0.67	6,202,192.41	4.265E+00	Analog	0.10	3
Al			1	496.318	ug/l	0.84	7,283,233.02	5.008E+00	Analog	0.10	3
K			1	512.004	ug/l	0.54	9,861,819.23	6.781E+00	Analog	0.10	3
Ca			1	494.375	ug/l	3.98	15,898.17	1.093E-02	Pulse	0.10	3
Ca			1	515.728	ug/l	0.61	259,566.57	1.785E-01	Pulse	0.10	3
Ti			1	0.004	ug/l	534.54	90.00	2.072E-04	Pulse	0.10	3
V			1	0.051	ug/l	60.93	432.97	9.897E-04	Pulse	0.30	3
Cr			1	-0.027	ug/l	-60.58	7,111.76	1.641E-02	Pulse	0.10	3
Cr			1	-0.628	ug/l	-9.75	15,150.84	3.495E-02	Pulse	0.10	3
Mn			1	0.021	ug/l	63.46	3,217.12	7.425E-03	Pulse	0.10	3
Fe			1	501.012	ug/l	1.06	10,793,044.42	2.490E+01	Analog	0.10	3
Fe			1	502.479	ug/l	1.25	255,514.23	5.895E-01	Pulse	0.10	3
Co			1	0.038	ug/l	17.61	913.39	2.109E-03	Pulse	0.10	3
Ni			1	0.080	ug/l	45.68	606.70	1.398E-03	Pulse	0.10	3
Ni			1	0.151	ug/l	25.70	273.35	6.304E-04	Pulse	0.10	3
Cu			1	0.097	ug/l	21.51	5,007.63	1.155E-02	Pulse	0.10	3
Cu			1	0.135	ug/l	22.76	2,400.26	5.536E-03	Pulse	0.10	3
Zn			1	1.148	ug/l	8.03	4,434.13	1.023E-02	Pulse	0.10	3
Zn			1	0.879	ug/l	15.94	650.04	1.500E-03	Pulse	0.10	3
Zn			1	1.083	ug/l	8.47	3,190.43	7.362E-03	Pulse	0.10	3
As			1	0.366	ug/l	81.95	13,683.24	3.157E-02	Pulse	0.50	3
Se			1	197.323	ug/l	0.60	27,831.33	6.420E-02	Pulse	0.10	3
Se			1	197.288	ug/l	0.30	92,550.39	2.135E-01	Pulse	1.00	3
Se			1	200.749	ug/l	0.57	125,384.62	2.892E-01	Pulse	1.00	3
Kr			1	89.049	ug/l	17.80	110.00	2.536E-04	Pulse	0.10	3
Sr			1	0.020	ug/l	29.78	803.38	3.785E-04	Pulse	0.10	3
Mo			1	0.101	ug/l	41.86	666.71	3.145E-04	Pulse	0.10	3
Mo			1	0.119	ug/l	21.01	1,073.41	5.061E-04	Pulse	0.10	3
Mo			1	0.106	ug/l	37.10	483.36	2.278E-04	Pulse	0.10	3
Mo			1	0.090	ug/l	31.37	1,095.29	5.164E-04	Pulse	0.10	3
Mo			1	-122.527	ug/l	-130.48	10.00	4.748E-06	Pulse	0.10	3

Quantitation Report

Element	Mass	ISTD	Tune	Conc	Units	RSD(%)	CPS	Ratio	Det	Time(sec)	Rep
Cd			1	-0.004	ug/l	-1351.40	40.00	1.779E-05	Pulse	0.10	3
Ag			1	0.020	ug/l	28.11	330.02	1.470E-04	Pulse	0.10	3
Cd			1	0.048	ug/l	184.19	30.00	1.334E-05	Pulse	0.10	3
Ag			1	0.014	ug/l	34.45	230.01	1.027E-04	Pulse	0.10	3
Cd			1	0.005	ug/l	145.09	60.00	2.674E-05	Pulse	0.10	3
Cd			1	0.019	ug/l	27.95	140.01	6.226E-05	Pulse	0.10	3
Sn			1	0.074	ug/l	61.10	3,083.77	1.372E-03	Pulse	0.10	3
Sb			1	0.564	ug/l	14.20	7,271.99	3.237E-03	Pulse	0.10	3
Sb			1	0.484	ug/l	14.68	5,091.02	2.267E-03	Pulse	0.10	3
Ba			1	0.014	ug/l	72.41	96.67	4.307E-05	Pulse	0.10	3
Ba			1	0.018	ug/l	49.44	143.34	6.372E-05	Pulse	0.10	3
Tl			1	0.020	ug/l	18.69	353.35	1.836E-04	Pulse	0.10	3
Tl			1	0.019	ug/l	7.02	783.38	4.069E-04	Pulse	0.10	3
Pb			1	0.021	ug/l	25.09	850.05	4.416E-04	Pulse	0.10	3
Pb			1	0.014	ug/l	71.76	746.71	3.878E-04	Pulse	0.10	3
Pb			1	0.012	ug/l	9.04	3,283.60	1.706E-03	Pulse	0.10	3

ISTD Table

Tune	Element	Mass	CPS	RSD(%)	ISTD Recovery%	Det	Time(sec)	Rep
1	Li		1,041,592.95	0.54	102.0	Pulse	0.10	3
1	Sc		1,454,352.32	0.94	101.5	Pulse	0.10	3
1	Ge		307,753.62	0.65	99.0	Pulse	0.10	3
1	Ge		433,496.06	0.98	100.1	Pulse	0.10	3
1	Rh		2,121,036.84	0.62	100.5	Pulse	0.10	3
1	In		2,244,559.18	1.26	102.9	Pulse	0.10	3
1	Tb		3,183,946.00	1.17	103.1	Pulse	0.10	3
1	Ho		317,043.27	0.87	103.9	Pulse	0.10	3
1	Bi		1,925,238.41	0.42	102.9	Pulse	0.10	3

Quantitation Report

File Name 012CALS.d
File Path C:\Agilent\ICPMH\1\DATA\xa091919w2.b
Method File
Method Path
Acq Time 9/19/2019 11:49
Sample Name STDH
Sample Type CalStd
Comment
Prep Dilution 1.000
Auto Dilution N/A
Total Dilution 1.000
Operator Name admin
Acq Mode Spectrum
Cal Title
Cal Type External Calibration
Last Calib 9/20/2019 7:25
Bkg File
Bkg Mode Count Subtraction except for ISTD
Interference File
FQ Blank File
VIS Fit Point to Point

Tune Step	Tune File
1	

FullQuant Table

Element	Mass	ISTD	Tune	Conc	Units	RSD(%)	CPS	Ratio	Det	Time(sec)	Rep
Be			1	0.000	ug/l	-10998.89	60.00	5.675E-05	Pulse	0.10	3
B			1	3.366	ug/l	13.91	28,025.67	2.652E-02	Pulse	0.15	3
Na			1	1007.607	ug/l	0.99	19,629,965.13	1.333E+01	Analog	0.10	3
Mg			1	1039.663	ug/l	0.79	12,480,288.56	8.474E+00	Analog	0.10	3
Al			1	981.344	ug/l	1.61	14,552,850.20	9.882E+00	Analog	0.10	3
K			1	1021.963	ug/l	1.05	18,137,606.40	1.232E+01	Analog	0.10	3
Ca			1	1041.211	ug/l	1.68	32,465.75	2.205E-02	Pulse	0.10	3
Ca			1	1048.283	ug/l	1.12	521,127.96	3.538E-01	Pulse	0.10	3
Ti			1	0.017	ug/l	161.19	110.01	2.495E-04	Pulse	0.10	3
V			1	0.025	ug/l	548.81	-83.14	-2.032E-04	Pulse	0.30	3
Cr			1	-0.049	ug/l	-57.99	6,855.00	1.553E-02	Pulse	0.10	3
Cr			1	-0.227	ug/l	-131.51	16,275.22	3.687E-02	Pulse	0.10	3
Mn			1	0.021	ug/l	39.94	3,270.48	7.407E-03	Pulse	0.10	3
Fe			1	988.752	ug/l	1.14	20,705,768.86	4.690E+01	Analog	0.10	3
Fe			1	999.222	ug/l	0.56	493,338.13	1.118E+00	Pulse	0.10	3
Co			1	0.046	ug/l	19.68	1,086.75	2.463E-03	Pulse	0.10	3
Ni			1	0.024	ug/l	46.90	383.35	8.685E-04	Pulse	0.10	3
Ni			1	0.083	ug/l	90.18	236.68	5.360E-04	Pulse	0.10	3
Cu			1	-0.081	ug/l	-19.08	3,310.45	7.499E-03	Pulse	0.10	3
Cu			1	-0.073	ug/l	-41.65	1,450.12	3.286E-03	Pulse	0.10	3
Zn			1	0.261	ug/l	19.99	2,300.26	5.210E-03	Pulse	0.10	3
Zn			1	0.200	ug/l	135.86	400.02	9.058E-04	Pulse	0.10	3
Zn			1	0.238	ug/l	50.04	1,723.48	3.905E-03	Pulse	0.10	3
As			1	1.563	ug/l	32.13	16,648.99	3.772E-02	Pulse	0.50	3
Se			1	380.584	ug/l	0.65	51,810.79	1.174E-01	Pulse	0.10	3
Se			1	382.770	ug/l	0.90	170,236.35	3.856E-01	Pulse	1.00	3
Se			1	388.534	ug/l	0.97	234,502.71	5.312E-01	Pulse	1.00	3
Kr			1	66.345	ug/l	28.28	83.33	1.890E-04	Pulse	0.10	3
Sr			1	0.015	ug/l	29.07	680.05	3.193E-04	Pulse	0.10	3
Mo			1	0.034	ug/l	46.90	306.68	1.440E-04	Pulse	0.10	3
Mo			1	0.083	ug/l	5.75	833.40	3.916E-04	Pulse	0.10	3
Mo			1	0.022	ug/l	105.53	196.68	9.226E-05	Pulse	0.10	3
Mo			1	0.028	ug/l	37.65	558.58	2.623E-04	Pulse	0.10	3
Mo			1	-123.564	ug/l	-74.07	10.00	4.695E-06	Pulse	0.10	3

Quantitation Report

Element	Mass	ISTD	Tune	Conc	Units	RSD(%)	CPS	Ratio	Det	Time(sec)	Rep
Cd			1	0.031	ug/l	291.59	50.00	2.244E-05	Pulse	0.10	3
Ag			1	0.006	ug/l	50.58	143.34	6.441E-05	Pulse	0.10	3
Cd			1	-0.019	ug/l	-158.15	16.67	7.499E-06	Pulse	0.10	3
Ag			1	0.006	ug/l	106.72	120.00	5.367E-05	Pulse	0.10	3
Cd			1	-0.007	ug/l	-58.70	26.67	1.194E-05	Pulse	0.10	3
Cd			1	0.018	ug/l	41.32	130.01	5.848E-05	Pulse	0.10	3
Sn			1	-0.049	ug/l	-68.49	1,996.87	8.957E-04	Pulse	0.10	3
Sb			1	0.164	ug/l	23.06	2,943.72	1.321E-03	Pulse	0.10	3
Sb			1	0.118	ug/l	44.46	2,000.21	8.969E-04	Pulse	0.10	3
Ba			1	0.007	ug/l	373.33	80.00	3.596E-05	Pulse	0.10	3
Ba			1	0.012	ug/l	9.20	113.34	5.087E-05	Pulse	0.10	3
Tl			1	0.003	ug/l	176.69	160.01	8.360E-05	Pulse	0.10	3
Tl			1	0.003	ug/l	48.65	350.02	1.827E-04	Pulse	0.10	3
Pb			1	0.012	ug/l	49.49	760.05	3.965E-04	Pulse	0.10	3
Pb			1	-0.006	ug/l	-259.28	583.37	3.039E-04	Pulse	0.10	3
Pb			1	-0.001	ug/l	-277.96	2,770.22	1.445E-03	Pulse	0.10	3

ISTD Table

Tune	Element	Mass	CPS	RSD(%)	ISTD Recovery%	Det	Time(sec)	Rep
1	Li		1,056,749.03	0.35	103.5	Pulse	0.10	3
1	Sc		1,472,785.50	0.66	102.8	Pulse	0.10	3
1	Ge		316,552.79	1.19	101.9	Pulse	0.10	3
1	Ge		441,444.47	0.51	101.9	Pulse	0.10	3
1	Rh		2,128,718.25	0.54	100.8	Pulse	0.10	3
1	In		2,227,354.64	0.96	102.1	Pulse	0.10	3
1	Tb		3,177,426.93	0.25	102.9	Pulse	0.10	3
1	Ho		316,568.47	1.17	103.7	Pulse	0.10	3
1	Bi		1,916,921.53	1.18	102.4	Pulse	0.10	3

Quantitation Report

File Name	013CALS.d
File Path	C:\Agilent\ICPMH\1\DATA\xa091919w2.b
Method File	
Method Path	
Acq Time	9/19/2019 11:52
Sample Name	STDI
Sample Type	CalStd
Comment	
Prep Dilution	1.000
Auto Dilution	N/A
Total Dilution	1.000
Operator Name	admin
Acq Mode	Spectrum
Cal Title	
Cal Type	External Calibration
Last Calib	9/20/2019 7:25
Bkg File	
Bkg Mode	Count Subtraction except for ISTD
Interference File	
FQ Blank File	
VIS Fit	Point to Point

Tune Step	Tune File
1	

FullQuant Table

Element	Mass	ISTD	Tune	Conc	Units	RSD(%)	CPS	Ratio	Det	Time(sec)	Rep
Be			1	-0.007	ug/l	-74.26	33.33	3.086E-05	Pulse	0.10	3
B			1	1.707	ug/l	15.03	25,152.19	2.324E-02	Pulse	0.15	3
Na			1	4959.152	ug/l	0.28	98,253,468.54	6.495E+01	Analog	0.10	3
Mg			1	5093.449	ug/l	0.51	62,763,759.07	4.149E+01	Analog	0.10	3
Al			1	4831.808	ug/l	0.85	73,470,795.57	4.857E+01	Analog	0.10	3
K			1	5034.301	ug/l	0.17	84,496,268.74	5.586E+01	Analog	0.10	3
Ca			1	5046.227	ug/l	1.16	156,498.15	1.035E-01	Pulse	0.10	3
Ca			1	5126.977	ug/l	0.51	2,566,788.29	1.697E+00	Pulse	0.10	3
Ti			1	-0.023	ug/l	-48.74	50.00	1.125E-04	Pulse	0.10	3
V			1	0.065	ug/l	108.30	721.46	1.620E-03	Pulse	0.30	3
Cr			1	0.001	ug/l	1139.65	7,815.50	1.758E-02	Pulse	0.10	3
Cr			1	1.472	ug/l	32.39	20,006.07	4.500E-02	Pulse	0.10	3
Mn			1	0.068	ug/l	5.20	4,424.09	9.951E-03	Pulse	0.10	3
Fe			1	5005.448	ug/l	1.96	101,421,215.16	2.281E+02	Analog	0.10	3
Fe			1	5067.375	ug/l	1.41	2,419,709.91	5.442E+00	Pulse	0.10	3
Co			1	0.253	ug/l	5.59	5,147.69	1.158E-02	Pulse	0.10	3
Ni			1	0.234	ug/l	5.04	1,276.77	2.872E-03	Pulse	0.10	3
Ni			1	0.305	ug/l	81.54	376.69	8.475E-04	Pulse	0.10	3
Cu			1	-0.051	ug/l	-40.16	3,637.22	8.180E-03	Pulse	0.10	3
Cu			1	-0.066	ug/l	-52.95	1,496.80	3.366E-03	Pulse	0.10	3
Zn			1	0.113	ug/l	12.53	1,943.53	4.371E-03	Pulse	0.10	3
Zn			1	0.141	ug/l	149.95	380.02	8.549E-04	Pulse	0.10	3
Zn			1	0.103	ug/l	48.51	1,490.14	3.352E-03	Pulse	0.10	3
As			1	-0.228	ug/l	-169.49	12,680.58	2.852E-02	Pulse	0.50	3
Se			1	3.218	ug/l	73.31	3,507.20	7.888E-03	Pulse	0.10	3
Se			1	-0.915	ug/l	-10.09	13,136.30	2.955E-02	Pulse	1.00	3
Se			1	-0.740	ug/l	-7.27	13,164.63	2.961E-02	Pulse	1.00	3
Kr			1	71.090	ug/l	19.40	90.00	2.025E-04	Pulse	0.10	3
Sr			1	0.047	ug/l	9.75	1,540.14	7.156E-04	Pulse	0.10	3
Mo			1	0.010	ug/l	74.21	180.01	8.355E-05	Pulse	0.10	3
Mo			1	0.009	ug/l	78.92	320.02	1.486E-04	Pulse	0.10	3
Mo			1	0.011	ug/l	94.22	160.01	7.428E-05	Pulse	0.10	3
Mo			1	0.007	ug/l	74.40	370.92	1.723E-04	Pulse	0.10	3
Mo			1	-64.060	ug/l	-216.62	16.67	7.756E-06	Pulse	0.10	3

Quantitation Report

Element	Mass	ISTD	Tune	Conc	Units	RSD(%)	CPS	Ratio	Det	Time(sec)	Rep
Cd			1	-0.096	ug/l	-40.56	13.33	5.856E-06	Pulse	0.10	3
Ag			1	0.001	ug/l	161.63	73.33	3.242E-05	Pulse	0.10	3
Cd			1	-0.021	ug/l	-143.51	16.67	7.374E-06	Pulse	0.10	3
Ag			1	0.002	ug/l	87.64	76.67	3.394E-05	Pulse	0.10	3
Cd			1	0.005	ug/l	337.40	60.00	2.649E-05	Pulse	0.10	3
Cd			1	0.021	ug/l	44.25	153.34	6.778E-05	Pulse	0.10	3
Sn			1	-0.068	ug/l	-9.67	1,860.17	8.221E-04	Pulse	0.10	3
Sb			1	0.069	ug/l	31.48	1,966.86	8.687E-04	Pulse	0.10	3
Sb			1	0.059	ug/l	39.54	1,533.46	6.771E-04	Pulse	0.10	3
Ba			1	-0.003	ug/l	-331.93	53.33	2.348E-05	Pulse	0.10	3
Ba			1	0.001	ug/l	682.79	66.67	2.950E-05	Pulse	0.10	3
Tl			1	-0.001	ug/l	-359.12	120.01	6.242E-05	Pulse	0.10	3
Tl			1	0.000	ug/l	214.27	290.02	1.508E-04	Pulse	0.10	3
Pb			1	0.011	ug/l	35.80	760.05	3.953E-04	Pulse	0.10	3
Pb			1	-0.013	ug/l	-124.92	533.37	2.773E-04	Pulse	0.10	3
Pb			1	-0.009	ug/l	-47.72	2,486.85	1.293E-03	Pulse	0.10	3

ISTD Table

Tune	Element	Mass	CPS	RSD(%)	ISTD Recovery%	Det	Time(sec)	Rep
1	Li		1,082,470.48	0.49	106.0	Pulse	0.10	3
1	Sc		1,512,666.90	0.90	105.6	Pulse	0.10	3
1	Ge		319,282.01	1.27	102.7	Pulse	0.10	3
1	Ge		444,608.16	0.14	102.6	Pulse	0.10	3
1	Rh		2,152,475.59	0.81	102.0	Pulse	0.10	3
1	In		2,263,117.57	1.04	103.8	Pulse	0.10	3
1	Tb		3,251,776.83	0.60	105.3	Pulse	0.10	3
1	Ho		322,202.79	2.09	105.5	Pulse	0.10	3
1	Bi		1,922,848.93	0.30	102.7	Pulse	0.10	3

Quantitation Report

File Name 014CALS.d
File Path C:\Agilent\ICPMH\1\DATA\xa091919w2.b
Method File
Method Path
Acq Time 9/19/2019 11:56
Sample Name STDJ
Sample Type CalStd
Comment
Prep Dilution 1.000
Auto Dilution N/A
Total Dilution 1.000
Operator Name admin
Acq Mode Spectrum
Cal Title
Cal Type External Calibration
Last Calib 9/20/2019 7:25
Bkg File
Bkg Mode Count Subtraction except for ISTD
Interference File
FQ Blank File
VIS Fit Point to Point

Tune Step	Tune File
1	

FullQuant Table

Element	Mass	ISTD	Tune	Conc	Units	RSD(%)	CPS	Ratio	Det	Time(sec)	Rep
Be			1	-0.006	ug/l	-48.88	40.00	3.633E-05	Pulse	0.10	3
B			1	0.441	ug/l	134.19	22,886.86	2.073E-02	Pulse	0.15	3
Na			1	9579.045	ug/l	10.21	195,056,110.43	1.253E+02	Analog	0.10	3
Mg			1	9842.120	ug/l	10.65	124,752,271.47	8.017E+01	Analog	0.10	3
Al			1	9389.822	ug/l	10.87	146,833,781.14	9.437E+01	Analog	0.10	3
K			1	9936.037	ug/l	10.16	169,766,344.14	1.091E+02	Analog	0.10	3
Ca			1	9973.605	ug/l	10.57	316,875.26	2.036E-01	Pulse	0.10	3
Ca			1	9930.624	ug/l	9.64	5,105,357.42	3.279E+00	Analog	0.10	3
Ti			1	0.002	ug/l	1386.09	90.00	2.003E-04	Pulse	0.10	3
V			1	0.056	ug/l	145.13	565.10	1.211E-03	Pulse	0.30	3
Cr			1	0.032	ug/l	35.24	8,599.23	1.885E-02	Pulse	0.10	3
Cr			1	1.586	ug/l	48.69	20,743.76	4.554E-02	Pulse	0.10	3
Mn			1	0.121	ug/l	15.38	5,837.93	1.282E-02	Pulse	0.10	3
Fe			1	9677.830	ug/l	7.33	199,881,490.35	4.389E+02	Analog	0.10	3
Fe			1	9932.280	ug/l	7.38	4,833,639.61	1.061E+01	Pulse	0.10	3
Co			1	0.462	ug/l	4.14	9,469.72	2.077E-02	Pulse	0.10	3
Ni			1	0.421	ug/l	14.44	2,123.55	4.661E-03	Pulse	0.10	3
Ni			1	0.378	ug/l	51.80	430.02	9.502E-04	Pulse	0.10	3
Cu			1	-0.021	ug/l	-203.53	4,033.97	8.871E-03	Pulse	0.10	3
Cu			1	-0.039	ug/l	-80.51	1,666.83	3.654E-03	Pulse	0.10	3
Zn			1	0.453	ug/l	17.92	2,870.37	6.298E-03	Pulse	0.10	3
Zn			1	0.562	ug/l	28.93	560.03	1.223E-03	Pulse	0.10	3
Zn			1	0.429	ug/l	15.13	2,136.89	4.687E-03	Pulse	0.10	3
As			1	-0.529	ug/l	-98.43	12,275.03	2.698E-02	Pulse	0.50	3
Se			1	5.145	ug/l	27.74	3,853.93	8.447E-03	Pulse	0.10	3
Se			1	-1.974	ug/l	-84.96	13,017.20	2.856E-02	Pulse	1.00	3
Se			1	-1.552	ug/l	-78.85	13,016.86	2.856E-02	Pulse	1.00	3
Kr			1	76.559	ug/l	15.39	100.00	2.180E-04	Pulse	0.10	3
Sr			1	0.084	ug/l	10.06	2,646.98	1.189E-03	Pulse	0.10	3
Mo			1	0.022	ug/l	53.85	250.01	1.131E-04	Pulse	0.10	3
Mo			1	0.027	ug/l	41.58	460.03	2.077E-04	Pulse	0.10	3
Mo			1	0.005	ug/l	268.95	143.34	6.540E-05	Pulse	0.10	3
Mo			1	0.007	ug/l	156.21	382.87	1.730E-04	Pulse	0.10	3
Mo			1	-184.509	ug/l	-28.46	3.33	1.560E-06	Pulse	0.10	3

Quantitation Report

Element	Mass	ISTD	Tune	Conc	Units	RSD(%)	CPS	Ratio	Det	Time(sec)	Rep
Cd			1	0.308	ug/l	12.18	136.68	5.829E-05	Pulse	0.10	3
Ag			1	0.001	ug/l	457.54	73.33	3.092E-05	Pulse	0.10	3
Cd			1	0.654	ug/l	17.53	153.34	6.580E-05	Pulse	0.10	3
Ag			1	0.002	ug/l	70.79	70.00	3.021E-05	Pulse	0.10	3
Cd			1	-0.009	ug/l	-13.95	23.33	9.855E-06	Pulse	0.10	3
Cd			1	0.010	ug/l	37.51	86.67	3.746E-05	Pulse	0.10	3
Sn			1	-0.068	ug/l	-34.24	1,916.86	8.222E-04	Pulse	0.10	3
Sb			1	0.035	ug/l	113.70	1,636.81	7.060E-04	Pulse	0.10	3
Sb			1	0.037	ug/l	113.60	1,376.78	5.956E-04	Pulse	0.10	3
Ba			1	-0.011	ug/l	-83.21	36.67	1.500E-05	Pulse	0.10	3
Ba			1	0.014	ug/l	89.98	130.01	5.476E-05	Pulse	0.10	3
Tl			1	-0.003	ug/l	-138.34	103.34	5.311E-05	Pulse	0.10	3
Tl			1	-0.002	ug/l	-96.63	236.68	1.218E-04	Pulse	0.10	3
Pb			1	-0.005	ug/l	-277.58	630.04	3.201E-04	Pulse	0.10	3
Pb			1	-0.017	ug/l	-24.71	510.03	2.606E-04	Pulse	0.10	3
Pb			1	-0.014	ug/l	-11.76	2,346.84	1.197E-03	Pulse	0.10	3

ISTD Table

Tune	Element	Mass	CPS	RSD(%)	ISTD Recovery%	Det	Time(sec)	Rep
1	Li		1,106,076.86	5.81	108.3	Pulse	0.10	3
1	Sc		1,567,122.68	9.94	109.4	Pulse	0.10	3
1	Ge		328,248.76	5.48	105.6	Pulse	0.10	3
1	Ge		456,746.46	6.07	105.4	Pulse	0.10	3
1	Rh		2,238,380.90	9.21	106.0	Pulse	0.10	3
1	In		2,346,284.11	9.09	107.6	Pulse	0.10	3
1	Tb		3,390,585.47	9.84	109.8	Mix	0.10	3
1	Ho		332,834.62	7.89	109.0	Pulse	0.10	3
1	Bi		1,961,548.82	7.45	104.8	Pulse	0.10	3

Quantitation Report

File Name 015SMPL.d
File Path C:\Agilent\ICPMH\1\DATA\xa091919w2.b
Method File
Method Path
Acq Time 9/19/2019 11:59
Sample Name ICVA
Sample Type Sample
Comment
Prep Dilution 1.000
Auto Dilution N/A
Total Dilution 1.000
Operator Name admin
Acq Mode Spectrum
Cal Title
Cal Type External Calibration
Last Calib 9/20/2019 7:25
Bkg File
Bkg Mode Count Subtraction except for ISTD
Interference File
FQ Blank File
VIS Fit Point to Point

Tune Step	Tune File
1	

FullQuant Table

Element	Mass	ISTD	Tune	Conc	Units	RSD(%)	CPS	Ratio	Det	Time(sec)	Rep
Be			1	59.755	ug/l	1.01	234,135.07	2.214E-01	Pulse	0.10	3
B			1	122.096	ug/l	1.41	276,421.60	2.614E-01	Pulse	0.15	3
Na			1	5459.954	ug/l	1.27	105,355,155.10	7.150E+01	Analog	0.10	3
Mg			1	5621.186	ug/l	1.55	67,475,382.33	4.579E+01	Analog	0.10	3
Al			1	5343.592	ug/l	1.25	79,152,678.82	5.372E+01	Analog	0.10	3
K			1	5590.480	ug/l	1.68	91,204,261.97	6.190E+01	Analog	0.10	3
Ca			1	5643.547	ug/l	0.93	170,348.94	1.156E-01	Pulse	0.10	3
Ca			1	5676.051	ug/l	0.20	2,767,042.77	1.878E+00	Pulse	0.10	3
Ti			1	59.006	ug/l	1.95	89,252.91	2.023E-01	Pulse	0.10	3
V			1	60.841	ug/l	1.36	1,247,222.82	2.826E+00	Pulse	0.30	3
Cr			1	59.239	ug/l	1.16	1,078,086.28	2.443E+00	Pulse	0.10	3
Cr			1	61.050	ug/l	1.21	145,598.58	3.299E-01	Pulse	0.10	3
Mn			1	59.143	ug/l	0.63	1,420,824.87	3.219E+00	Pulse	0.10	3
Fe			1	5384.558	ug/l	1.75	108,214,238.38	2.452E+02	Analog	0.10	3
Fe			1	5441.778	ug/l	0.77	2,577,479.34	5.840E+00	Pulse	0.10	3
Co			1	59.627	ug/l	1.56	1,157,524.93	2.623E+00	Pulse	0.10	3
Ni			1	58.619	ug/l	1.73	247,295.93	5.604E-01	Pulse	0.10	3
Ni			1	58.908	ug/l	1.53	36,721.98	8.321E-02	Pulse	0.10	3
Cu			1	59.038	ug/l	1.22	597,311.82	1.354E+00	Pulse	0.10	3
Cu			1	58.912	ug/l	1.20	282,550.58	6.402E-01	Pulse	0.10	3
Zn			1	59.505	ug/l	1.14	150,312.54	3.406E-01	Pulse	0.10	3
Zn			1	60.639	ug/l	1.79	23,731.40	5.378E-02	Pulse	0.10	3
Zn			1	59.685	ug/l	0.65	109,143.19	2.473E-01	Pulse	0.10	3
As			1	63.465	ug/l	1.43	156,949.94	3.557E-01	Pulse	0.50	3
Se			1	260.341	ug/l	0.67	36,401.81	8.248E-02	Pulse	0.10	3
Se			1	263.099	ug/l	1.29	121,171.74	2.746E-01	Pulse	1.00	3
Se			1	267.229	ug/l	1.45	165,448.58	3.749E-01	Pulse	1.00	3
Kr			1	69.017	ug/l	40.59	86.67	1.966E-04	Pulse	0.10	3
Sr			1	62.369	ug/l	0.22	1,672,628.78	7.896E-01	Pulse	0.10	3
Mo			1	58.867	ug/l	0.50	317,051.26	1.497E-01	Pulse	0.10	3
Mo			1	50.649	ug/l	0.37	349,349.83	1.649E-01	Pulse	0.10	3
Mo			1	58.907	ug/l	0.70	200,963.73	9.488E-02	Pulse	0.10	3
Mo			1	59.605	ug/l	0.62	521,897.53	2.464E-01	Pulse	0.10	3
Mo			1	-31.300	ug/l	-507.71	20.00	9.441E-06	Pulse	0.10	3

Quantitation Report

Element	Mass	ISTD	Tune	Conc	Units	RSD(%)	CPS	Ratio	Det	Time(sec)	Rep
Cd			1	50.101	ug/l	1.14	14,443.75	6.511E-03	Pulse	0.10	3
Ag			1	59.438	ug/l	0.64	778,706.92	3.511E-01	Pulse	0.10	3
Cd			1	55.181	ug/l	5.55	10,614.01	4.786E-03	Pulse	0.10	3
Ag			1	59.304	ug/l	0.68	742,964.73	3.349E-01	Pulse	0.10	3
Cd			1	59.338	ug/l	1.33	156,617.52	7.061E-02	Pulse	0.10	3
Cd			1	60.161	ug/l	0.42	381,019.27	1.718E-01	Pulse	0.10	3
Sn			1	60.384	ug/l	0.79	521,903.22	2.353E-01	Pulse	0.10	3
Sb			1	64.286	ug/l	0.58	683,307.85	3.080E-01	Pulse	0.10	3
Sb			1	63.869	ug/l	1.09	530,239.43	2.390E-01	Pulse	0.10	3
Ba			1	62.442	ug/l	1.24	159,118.36	7.173E-02	Pulse	0.10	3
Ba			1	61.679	ug/l	0.99	270,852.88	1.221E-01	Pulse	0.10	3
Tl			1	63.267	ug/l	0.85	677,242.02	3.584E-01	Pulse	0.10	3
Tl			1	63.226	ug/l	0.32	1,610,238.98	8.522E-01	Pulse	0.10	3
Pb			1	62.303	ug/l	1.04	553,398.87	2.929E-01	Pulse	0.10	3
Pb			1	59.217	ug/l	0.52	465,180.45	2.462E-01	Pulse	0.10	3
Pb			1	60.508	ug/l	0.44	2,169,117.64	1.148E+00	Pulse	0.10	3

ISTD Table

Tune	Element	Mass	CPS	RSD(%)	ISTD Recovery%	Det	Time(sec)	Rep
1	Li		1,057,599.00	0.88	103.5	Pulse	0.10	3
1	Sc		1,473,642.63	0.72	102.9	Pulse	0.10	3
1	Ge		312,176.59	0.88	100.5	Pulse	0.10	3
1	Ge		441,337.13	1.00	101.9	Pulse	0.10	3
1	Rh		2,118,202.37	0.40	100.3	Pulse	0.10	3
1	In		2,218,200.85	0.39	101.7	Pulse	0.10	3
1	Tb		3,190,705.47	0.46	103.3	Pulse	0.10	3
1	Ho		317,482.36	1.12	104.0	Pulse	0.10	3
1	Bi		1,889,543.15	0.31	101.0	Pulse	0.10	3

Quantitation Report

File Name 016SMPL.d
File Path C:\Agilent\ICPMH\1\DATA\xa091919w2.b
Method File
Method Path
Acq Time 9/19/2019 12:02
Sample Name ICV
Sample Type Sample
Comment
Prep Dilution 1.000
Auto Dilution N/A
Total Dilution 1.000
Operator Name admin
Acq Mode Spectrum
Cal Title
Cal Type External Calibration
Last Calib 9/20/2019 7:25
Bkg File
Bkg Mode Count Subtraction except for ISTD
Interference File
FQ Blank File
VIS Fit Point to Point

Tune Step	Tune File
1	

FullQuant Table

Element	Mass	ISTD	Tune	Conc	Units	RSD(%)	CPS	Ratio	Det	Time(sec)	Rep
Be			1	0.010	ug/l	113.59	100.01	9.579E-05	Pulse	0.10	3
B			1	0.901	ug/l	17.01	22,608.64	2.164E-02	Pulse	0.15	3
Na			1	1.346	ug/l	27.55	267,422.36	1.827E-01	Pulse	0.10	3
Mg			1	1.452	ug/l	18.07	25,957.34	1.774E-02	Pulse	0.10	3
Al			1	62.551	ug/l	0.15	950,873.19	6.494E-01	Pulse	0.10	3
K			1	-8.357	ug/l	-8.69	1,660,137.89	1.134E+00	Pulse	0.10	3
Ca			1	-28.043	ug/l	-3.93	453.36	3.098E-04	Pulse	0.10	3
Ca			1	3.811	ug/l	28.75	14,516.85	9.917E-03	Pulse	0.10	3
Ti			1	0.006	ug/l	936.53	93.34	2.131E-04	Pulse	0.10	3
V			1	0.019	ug/l	112.88	-225.52	-5.147E-04	Pulse	0.30	3
Cr			1	0.062	ug/l	10.60	8,755.94	2.004E-02	Pulse	0.10	3
Cr			1	1.732	ug/l	1.07	20,203.01	4.624E-02	Pulse	0.10	3
Mn			1	0.041	ug/l	26.67	3,720.59	8.515E-03	Pulse	0.10	3
Fe			1	0.324	ug/l	142.43	1,009,061.91	2.309E+00	Pulse	0.10	3
Fe			1	-1.555	ug/l	-55.61	23,430.70	5.363E-02	Pulse	0.10	3
Co			1	0.007	ug/l	31.69	323.35	7.402E-04	Pulse	0.10	3
Ni			1	0.102	ug/l	18.32	706.71	1.617E-03	Pulse	0.10	3
Ni			1	0.136	ug/l	24.49	266.68	6.103E-04	Pulse	0.10	3
Cu			1	0.085	ug/l	14.15	4,930.96	1.129E-02	Pulse	0.10	3
Cu			1	0.081	ug/l	31.20	2,163.56	4.951E-03	Pulse	0.10	3
Zn			1	1.278	ug/l	2.00	4,790.86	1.097E-02	Pulse	0.10	3
Zn			1	1.032	ug/l	27.39	713.38	1.634E-03	Pulse	0.10	3
Zn			1	1.418	ug/l	2.25	3,817.27	8.737E-03	Pulse	0.10	3
As			1	0.168	ug/l	222.21	13,349.34	3.056E-02	Pulse	0.50	3
Se			1	0.830	ug/l	172.71	3,143.76	7.195E-03	Pulse	0.10	3
Se			1	-0.204	ug/l	-181.28	13,196.68	3.021E-02	Pulse	1.00	3
Se			1	-0.257	ug/l	-98.99	13,208.34	3.023E-02	Pulse	1.00	3
Kr			1	77.716	ug/l	16.09	96.67	2.213E-04	Pulse	0.10	3
Sr			1	0.016	ug/l	40.68	713.38	3.323E-04	Pulse	0.10	3
Mo			1	0.053	ug/l	15.98	413.35	1.923E-04	Pulse	0.10	3
Mo			1	0.037	ug/l	48.85	520.03	2.419E-04	Pulse	0.10	3
Mo			1	0.035	ug/l	66.74	243.35	1.130E-04	Pulse	0.10	3

Quantitation Report

Element	Mass	ISTD	Tune	Conc	Units	RSD(%)	CPS	Ratio	Det	Time(sec)	Rep
Mo			1	0.033	ug/l	72.37	609.55	2.831E-04	Pulse	0.10	3
Mo			1	-184.455	ug/l	-28.52	3.33	1.563E-06	Pulse	0.10	3
Cd			1	-0.060	ug/l	-34.22	23.33	1.058E-05	Pulse	0.10	3
Ag			1	0.060	ug/l	33.15	843.39	3.817E-04	Pulse	0.10	3
Cd			1	0.034	ug/l	88.90	26.67	1.208E-05	Pulse	0.10	3
Ag			1	0.069	ug/l	7.77	900.06	4.079E-04	Pulse	0.10	3
Cd			1	-0.006	ug/l	-343.72	30.00	1.365E-05	Pulse	0.10	3
Cd			1	0.022	ug/l	31.18	153.34	6.960E-05	Pulse	0.10	3
Sn			1	0.038	ug/l	42.91	2,717.01	1.232E-03	Pulse	0.10	3
Sb			1	0.057	ug/l	28.00	1,793.51	8.133E-04	Pulse	0.10	3
Sb			1	0.057	ug/l	48.75	1,483.47	6.718E-04	Pulse	0.10	3
Ba			1	0.105	ug/l	37.85	326.68	1.479E-04	Pulse	0.10	3
Ba			1	0.089	ug/l	35.03	450.02	2.043E-04	Pulse	0.10	3
Tl			1	0.023	ug/l	16.67	373.35	1.970E-04	Pulse	0.10	3
Tl			1	0.031	ug/l	6.10	1,073.41	5.663E-04	Pulse	0.10	3
Pb			1	0.021	ug/l	9.58	833.38	4.397E-04	Pulse	0.10	3
Pb			1	0.007	ug/l	337.53	676.71	3.572E-04	Pulse	0.10	3
Pb			1	0.009	ug/l	80.36	3,103.58	1.638E-03	Pulse	0.10	3

ISTD Table

Tune	Element	Mass	CPS	RSD(%)	ISTD Recovery%	Det	Time(sec)	Rep
1	Li		1,044,703.47	0.68	102.3	Pulse	0.10	3
1	Sc		1,464,183.52	0.94	102.2	Pulse	0.10	3
1	Ge		311,274.86	1.07	100.2	Pulse	0.10	3
1	Ge		436,907.66	0.54	100.9	Pulse	0.10	3
1	Rh		2,148,140.18	1.18	101.8	Pulse	0.10	3
1	In		2,206,000.89	1.23	101.2	Pulse	0.10	3
1	Tb		3,160,838.50	0.52	102.3	Pulse	0.10	3
1	Ho		310,525.35	0.74	101.7	Pulse	0.10	3
1	Bi		1,895,532.68	0.50	101.3	Pulse	0.10	3

Quantitation Report

File Name 017SMPL.d
File Path C:\Agilent\ICPMH\1\DATA\xa091919w2.b
Method File
Method Path
Acq Time 9/19/2019 12:06
Sample Name ICB
Sample Type Sample
Comment
Prep Dilution 1.000
Auto Dilution N/A
Total Dilution 1.000
Operator Name admin
Acq Mode Spectrum
Cal Title
Cal Type External Calibration
Last Calib 9/20/2019 7:25
Bkg File
Bkg Mode Count Subtraction except for ISTD
Interference File
FQ Blank File
VIS Fit Point to Point

Tune Step	Tune File
1	

FullQuant Table

Element	Mass	ISTD	Tune	Conc	Units	RSD(%)	CPS	Ratio	Det	Time(sec)	Rep
Be			1	-0.007	ug/l	-19.78	33.33	3.123E-05	Pulse	0.10	3
B			1	-0.714	ug/l	-20.84	19,669.53	1.845E-02	Pulse	0.15	3
Na			1	-0.761	ug/l	-7.77	230,955.66	1.551E-01	Pulse	0.10	3
Mg			1	0.136	ug/l	3.00	10,456.99	7.024E-03	Pulse	0.10	3
Al			1	0.177	ug/l	11.77	33,738.11	2.266E-02	Pulse	0.10	3
K			1	-7.619	ug/l	-2.38	1,699,853.93	1.142E+00	Pulse	0.10	3
Ca			1	-30.399	ug/l	-8.76	390.02	2.619E-04	Pulse	0.10	3
Ca			1	-2.072	ug/l	-23.63	11,878.09	7.980E-03	Pulse	0.10	3
Ti			1	-0.006	ug/l	-235.59	76.67	1.730E-04	Pulse	0.10	3
V			1	0.005	ug/l	194.32	-517.67	-1.168E-03	Pulse	0.30	3
Cr			1	0.034	ug/l	11.14	8,365.77	1.890E-02	Pulse	0.10	3
Cr			1	2.060	ug/l	6.20	21,157.71	4.781E-02	Pulse	0.10	3
Mn			1	0.003	ug/l	416.67	2,843.72	6.427E-03	Pulse	0.10	3
Fe			1	-0.530	ug/l	-99.24	1,005,043.50	2.271E+00	Pulse	0.10	3
Fe			1	-1.346	ug/l	-72.73	23,831.35	5.385E-02	Pulse	0.10	3
Co			1	-0.002	ug/l	-184.30	150.01	3.382E-04	Pulse	0.10	3
Ni			1	-0.005	ug/l	-346.39	260.01	5.882E-04	Pulse	0.10	3
Ni			1	0.035	ug/l	237.54	206.68	4.673E-04	Pulse	0.10	3
Cu			1	-0.160	ug/l	-9.09	2,516.96	5.688E-03	Pulse	0.10	3
Cu			1	-0.147	ug/l	-5.73	1,100.07	2.486E-03	Pulse	0.10	3
Zn			1	0.154	ug/l	51.06	2,036.88	4.602E-03	Pulse	0.10	3
Zn			1	-0.164	ug/l	-62.30	260.01	5.874E-04	Pulse	0.10	3
Zn			1	0.044	ug/l	44.77	1,376.77	3.111E-03	Pulse	0.10	3
As			1	0.168	ug/l	38.93	13,524.41	3.056E-02	Pulse	0.50	3
Se			1	2.337	ug/l	31.91	3,377.15	7.632E-03	Pulse	0.10	3
Se			1	0.062	ug/l	506.71	13,476.58	3.045E-02	Pulse	1.00	3
Se			1	-0.060	ug/l	-407.32	13,491.24	3.049E-02	Pulse	1.00	3
Kr			1	68.702	ug/l	23.41	86.67	1.957E-04	Pulse	0.10	3
Sr			1	0.004	ug/l	62.49	390.02	1.823E-04	Pulse	0.10	3
Mo			1	0.004	ug/l	218.20	146.67	6.828E-05	Pulse	0.10	3
Mo			1	-0.015	ug/l	-62.49	153.34	7.138E-05	Pulse	0.10	3
Mo			1	-0.024	ug/l	-24.61	40.00	1.867E-05	Pulse	0.10	3

Quantitation Report

Element	Mass	ISTD	Tune	Conc	Units	RSD(%)	CPS	Ratio	Det	Time(sec)	Rep
Mo			1	-0.005	ug/l	-143.99	268.55	1.251E-04	Pulse	0.10	3
Mo			1	-124.095	ug/l	-0.92	10.00	4.668E-06	Pulse	0.10	3
Cd			1	-0.003	ug/l	-3981.69	40.00	1.797E-05	Pulse	0.10	3
Ag			1	0.003	ug/l	152.27	103.34	4.641E-05	Pulse	0.10	3
Cd			1	-0.054	ug/l	-95.56	10.00	4.486E-06	Pulse	0.10	3
Ag			1	0.004	ug/l	81.00	93.34	4.188E-05	Pulse	0.10	3
Cd			1	0.000	ug/l	637.18	46.67	2.093E-05	Pulse	0.10	3
Cd			1	0.020	ug/l	16.05	146.68	6.581E-05	Pulse	0.10	3
Sn			1	0.093	ug/l	32.53	3,217.25	1.443E-03	Pulse	0.10	3
Sb			1	-0.056	ug/l	-8.62	603.37	2.707E-04	Pulse	0.10	3
Sb			1	-0.072	ug/l	-19.82	423.36	1.899E-04	Pulse	0.10	3
Ba			1	-0.003	ug/l	-319.31	53.33	2.394E-05	Pulse	0.10	3
Ba			1	0.005	ug/l	168.01	83.34	3.741E-05	Pulse	0.10	3
Tl			1	0.005	ug/l	59.32	186.68	9.825E-05	Pulse	0.10	3
Tl			1	0.002	ug/l	72.60	340.02	1.790E-04	Pulse	0.10	3
Pb			1	-0.017	ug/l	-67.20	496.70	2.617E-04	Pulse	0.10	3
Pb			1	-0.024	ug/l	-23.24	440.02	2.317E-04	Pulse	0.10	3
Pb			1	-0.021	ug/l	-27.33	2,046.80	1.078E-03	Pulse	0.10	3

ISTD Table

Tune	Element	Mass	CPS	RSD(%)	ISTD Recovery%	Det	Time(sec)	Rep
1	Li		1,066,227.28	1.24	104.4	Pulse	0.10	3
1	Sc		1,488,671.80	0.65	103.9	Pulse	0.10	3
1	Ge		316,536.39	0.79	101.9	Pulse	0.10	3
1	Ge		442,550.14	0.65	102.2	Pulse	0.10	3
1	Rh		2,142,647.31	1.27	101.5	Pulse	0.10	3
1	In		2,228,811.19	0.21	102.2	Pulse	0.10	3
1	Tb		3,148,031.21	1.13	101.9	Pulse	0.10	3
1	Ho		310,985.50	0.61	101.9	Pulse	0.10	3
1	Bi		1,899,074.45	0.48	101.5	Pulse	0.10	3

Quantitation Report

File Name 018SMPL.d
File Path C:\Agilent\ICPMH\1\DATA\xa091919w2.b
Method File
Method Path
Acq Time 9/19/2019 12:09
Sample Name CCVA
Sample Type Sample
Comment
Prep Dilution 1.000
Auto Dilution N/A
Total Dilution 1.000
Operator Name admin
Acq Mode Spectrum
Cal Title
Cal Type External Calibration
Last Calib 9/20/2019 7:25
Bkg File
Bkg Mode Count Subtraction except for ISTD
Interference File
FQ Blank File
VIS Fit Point to Point

Tune Step	Tune File
1	

FullQuant Table

Element	Mass	ISTD	Tune	Conc	Units	RSD(%)	CPS	Ratio	Det	Time(sec)	Rep
Be			1	52.132	ug/l	0.76	204,915.43	1.931E-01	Pulse	0.10	3
B			1	103.227	ug/l	0.58	237,698.85	2.241E-01	Pulse	0.15	3
Na			1	5105.923	ug/l	0.47	98,750,885.19	6.687E+01	Analog	0.10	3
Mg			1	5239.579	ug/l	0.52	63,030,914.06	4.268E+01	Analog	0.10	3
Al			1	4932.061	ug/l	0.34	73,216,673.91	4.958E+01	Analog	0.10	3
K			1	5193.638	ug/l	0.44	85,042,565.40	5.759E+01	Analog	0.10	3
Ca			1	5261.761	ug/l	1.06	159,250.97	1.078E-01	Pulse	0.10	3
Ca			1	5299.926	ug/l	0.46	2,589,947.41	1.754E+00	Pulse	0.10	3
Ti			1	51.579	ug/l	1.05	77,967.01	1.768E-01	Pulse	0.10	3
V			1	51.997	ug/l	1.82	1,064,806.97	2.415E+00	Pulse	0.30	3
Cr			1	51.595	ug/l	1.77	939,058.82	2.130E+00	Pulse	0.10	3
Cr			1	53.141	ug/l	1.20	128,788.19	2.921E-01	Pulse	0.10	3
Mn			1	51.278	ug/l	1.32	1,231,052.93	2.792E+00	Pulse	0.10	3
Fe			1	5028.477	ug/l	1.09	101,038,205.16	2.292E+02	Analog	0.10	3
Fe			1	5150.431	ug/l	1.37	2,438,424.49	5.531E+00	Pulse	0.10	3
Co			1	51.171	ug/l	1.27	992,495.77	2.251E+00	Pulse	0.10	3
Ni			1	50.987	ug/l	1.84	214,937.18	4.875E-01	Pulse	0.10	3
Ni			1	50.427	ug/l	3.03	31,430.84	7.129E-02	Pulse	0.10	3
Cu			1	51.374	ug/l	1.06	519,839.26	1.179E+00	Pulse	0.10	3
Cu			1	50.673	ug/l	1.33	243,052.89	5.513E-01	Pulse	0.10	3
Zn			1	50.902	ug/l	2.27	128,689.31	2.919E-01	Pulse	0.10	3
Zn			1	50.991	ug/l	4.00	19,986.15	4.534E-02	Pulse	0.10	3
Zn			1	51.411	ug/l	0.61	94,111.63	2.134E-01	Pulse	0.10	3
As			1	51.479	ug/l	2.25	129,667.55	2.941E-01	Pulse	0.50	3
Se			1	201.318	ug/l	2.95	28,816.41	6.536E-02	Pulse	0.10	3
Se			1	199.698	ug/l	1.33	95,117.19	2.157E-01	Pulse	1.00	3
Se			1	202.977	ug/l	1.37	128,793.80	2.921E-01	Pulse	1.00	3
Kr			1	90.208	ug/l	28.16	113.34	2.569E-04	Pulse	0.10	3
Sr			1	54.448	ug/l	0.70	1,465,425.19	6.894E-01	Pulse	0.10	3
Mo			1	52.219	ug/l	1.34	282,256.81	1.328E-01	Pulse	0.10	3
Mo			1	51.725	ug/l	1.23	358,038.90	1.684E-01	Pulse	0.10	3
Mo			1	51.528	ug/l	2.11	176,437.16	8.300E-02	Pulse	0.10	3
Mo			1	51.773	ug/l	0.22	454,981.16	2.140E-01	Pulse	0.10	3
Mo			1	59.293	ug/l	463.56	30.00	1.410E-05	Pulse	0.10	3

Quantitation Report

Element	Mass	ISTD	Tune	Conc	Units	RSD(%)	CPS	Ratio	Det	Time(sec)	Rep
Cd			1	50.421	ug/l	3.57	14,590.56	6.553E-03	Pulse	0.10	3
Ag			1	51.311	ug/l	0.74	674,887.46	3.031E-01	Pulse	0.10	3
Cd			1	51.804	ug/l	2.39	10,006.83	4.493E-03	Pulse	0.10	3
Ag			1	51.346	ug/l	1.10	645,788.91	2.900E-01	Pulse	0.10	3
Cd			1	51.214	ug/l	1.83	135,705.34	6.094E-02	Pulse	0.10	3
Cd			1	51.338	ug/l	0.58	326,421.27	1.466E-01	Pulse	0.10	3
Sn			1	51.513	ug/l	0.49	447,317.49	2.009E-01	Pulse	0.10	3
Sb			1	53.653	ug/l	0.96	572,704.93	2.572E-01	Pulse	0.10	3
Sb			1	53.099	ug/l	0.97	442,718.32	1.988E-01	Pulse	0.10	3
Ba			1	52.159	ug/l	1.62	133,450.13	5.993E-02	Pulse	0.10	3
Ba			1	52.321	ug/l	2.03	230,651.79	1.036E-01	Pulse	0.10	3
Tl			1	52.256	ug/l	0.59	558,360.75	2.961E-01	Pulse	0.10	3
Tl			1	52.149	ug/l	0.34	1,325,632.27	7.029E-01	Pulse	0.10	3
Pb			1	52.221	ug/l	0.69	463,077.17	2.455E-01	Pulse	0.10	3
Pb			1	52.000	ug/l	0.31	407,797.21	2.162E-01	Pulse	0.10	3
Pb			1	51.976	ug/l	0.71	1,860,121.24	9.863E-01	Pulse	0.10	3

ISTD Table

Tune	Element	Mass	CPS	RSD(%)	ISTD Recovery%	Det	Time(sec)	Rep
1	Li		1,060,928.15	0.77	103.9	Pulse	0.10	3
1	Sc		1,476,728.94	0.11	103.1	Pulse	0.10	3
1	Ge		314,873.68	1.21	101.3	Pulse	0.10	3
1	Ge		440,939.84	1.29	101.8	Pulse	0.10	3
1	Rh		2,125,754.29	0.55	100.7	Pulse	0.10	3
1	In		2,226,924.68	0.68	102.1	Pulse	0.10	3
1	Tb		3,179,194.64	0.50	102.9	Pulse	0.10	3
1	Ho		317,726.45	0.58	104.1	Pulse	0.10	3
1	Bi		1,885,964.04	0.62	100.8	Pulse	0.10	3

Quantitation Report

File Name 019SMPL.d
File Path C:\Agilent\ICPMH\1\DATA\xa091919w2.b
Method File
Method Path
Acq Time 9/19/2019 12:13
Sample Name CCB
Sample Type Sample
Comment
Prep Dilution 1.000
Auto Dilution N/A
Total Dilution 1.000
Operator Name admin
Acq Mode Spectrum
Cal Title
Cal Type External Calibration
Last Calib 9/20/2019 7:25
Bkg File
Bkg Mode Count Subtraction except for ISTD
Interference File
FQ Blank File
VIS Fit Point to Point

Tune Step	Tune File
1	

FullQuant Table

Element	Mass	ISTD	Tune	Conc	Units	RSD(%)	CPS	Ratio	Det	Time(sec)	Rep
Be			1	0.002	ug/l	73.82	66.67	6.418E-05	Pulse	0.10	3
B			1	-0.789	ug/l	-33.75	19,004.30	1.830E-02	Pulse	0.15	3
Na			1	-0.703	ug/l	-15.97	229,043.53	1.559E-01	Pulse	0.10	3
Mg			1	0.860	ug/l	24.22	18,974.75	1.292E-02	Pulse	0.10	3
Al			1	0.824	ug/l	25.26	42,842.26	2.916E-02	Pulse	0.10	3
K			1	-9.328	ug/l	-5.29	1,650,302.22	1.123E+00	Pulse	0.10	3
Ca			1	-35.465	ug/l	-5.74	233.34	1.589E-04	Pulse	0.10	3
Ca			1	-2.553	ug/l	-30.62	11,491.01	7.821E-03	Pulse	0.10	3
Ti			1	-0.005	ug/l	-86.08	76.67	1.762E-04	Pulse	0.10	3
V			1	0.083	ug/l	105.55	1,079.79	2.477E-03	Pulse	0.30	3
Cr			1	0.029	ug/l	66.29	8,149.00	1.872E-02	Pulse	0.10	3
Cr			1	1.411	ug/l	25.68	19,458.80	4.471E-02	Pulse	0.10	3
Mn			1	-0.004	ug/l	-150.01	2,623.65	6.029E-03	Pulse	0.10	3
Fe			1	-0.074	ug/l	-724.58	997,424.62	2.292E+00	Pulse	0.10	3
Fe			1	-1.448	ug/l	-72.96	23,394.00	5.375E-02	Pulse	0.10	3
Co			1	0.008	ug/l	38.00	336.69	7.732E-04	Pulse	0.10	3
Ni			1	-0.004	ug/l	-570.28	260.01	5.965E-04	Pulse	0.10	3
Ni			1	-0.015	ug/l	-246.98	173.34	3.981E-04	Pulse	0.10	3
Cu			1	-0.177	ug/l	-5.87	2,310.25	5.308E-03	Pulse	0.10	3
Cu			1	-0.147	ug/l	-26.09	1,083.41	2.490E-03	Pulse	0.10	3
Zn			1	0.128	ug/l	62.79	1,940.19	4.456E-03	Pulse	0.10	3
Zn			1	-0.013	ug/l	-567.80	313.35	7.196E-04	Pulse	0.10	3
Zn			1	0.125	ug/l	54.77	1,496.80	3.440E-03	Pulse	0.10	3
As			1	-0.315	ug/l	-8.31	12,220.85	2.808E-02	Pulse	0.50	3
Se			1	3.564	ug/l	19.21	3,477.18	7.988E-03	Pulse	0.10	3
Se			1	0.215	ug/l	103.78	13,317.11	3.059E-02	Pulse	1.00	3
Se			1	0.042	ug/l	475.06	13,326.78	3.062E-02	Pulse	1.00	3
Kr			1	80.604	ug/l	19.44	100.00	2.296E-04	Pulse	0.10	3
Sr			1	0.009	ug/l	87.78	520.03	2.446E-04	Pulse	0.10	3
Mo			1	0.050	ug/l	21.80	390.02	1.829E-04	Pulse	0.10	3
Mo			1	0.055	ug/l	26.46	640.04	3.000E-04	Pulse	0.10	3
Mo			1	0.047	ug/l	27.07	283.35	1.329E-04	Pulse	0.10	3

Quantitation Report

Element	Mass	ISTD	Tune	Conc	Units	RSD(%)	CPS	Ratio	Det	Time(sec)	Rep
Mo			1	0.045	ug/l	17.13	708.10	3.319E-04	Pulse	0.10	3
Mo			1	-93.504	ug/l	-55.12	13.33	6.241E-06	Pulse	0.10	3
Cd			1	-0.072	ug/l	-1.11	20.00	9.060E-06	Pulse	0.10	3
Ag			1	0.012	ug/l	59.24	210.01	9.540E-05	Pulse	0.10	3
Cd			1	-0.002	ug/l	-4784.33	20.00	9.013E-06	Pulse	0.10	3
Ag			1	0.013	ug/l	35.90	210.01	9.498E-05	Pulse	0.10	3
Cd			1	-0.007	ug/l	-60.03	26.67	1.205E-05	Pulse	0.10	3
Cd			1	0.025	ug/l	44.87	173.34	7.876E-05	Pulse	0.10	3
Sn			1	0.112	ug/l	17.37	3,357.18	1.521E-03	Pulse	0.10	3
Sb			1	-0.018	ug/l	-48.09	1,003.40	4.543E-04	Pulse	0.10	3
Sb			1	-0.028	ug/l	-76.28	780.05	3.528E-04	Pulse	0.10	3
Ba			1	0.006	ug/l	201.70	76.67	3.481E-05	Pulse	0.10	3
Ba			1	0.010	ug/l	120.78	106.67	4.816E-05	Pulse	0.10	3
Tl			1	0.012	ug/l	53.29	260.01	1.379E-04	Pulse	0.10	3
Tl			1	0.011	ug/l	47.62	566.70	3.001E-04	Pulse	0.10	3
Pb			1	0.004	ug/l	175.50	683.38	3.626E-04	Pulse	0.10	3
Pb			1	-0.018	ug/l	-42.88	483.36	2.565E-04	Pulse	0.10	3
Pb			1	-0.007	ug/l	-144.02	2,533.52	1.345E-03	Pulse	0.10	3

ISTD Table

Tune	Element	Mass	CPS	RSD(%)	ISTD Recovery%	Det	Time(sec)	Rep
1	Li		1,038,564.85	0.41	101.7	Pulse	0.10	3
1	Sc		1,469,145.13	0.30	102.6	Pulse	0.10	3
1	Ge		309,815.24	0.65	99.7	Pulse	0.10	3
1	Ge		435,285.65	0.60	100.5	Pulse	0.10	3
1	Rh		2,131,917.36	0.97	101.0	Pulse	0.10	3
1	In		2,207,647.55	1.14	101.2	Pulse	0.10	3
1	Tb		3,127,074.43	0.38	101.2	Pulse	0.10	3
1	Ho		309,546.17	1.12	101.4	Pulse	0.10	3
1	Bi		1,885,576.22	1.04	100.8	Pulse	0.10	3

Quantitation Report

File Name 020SMPL.d
File Path C:\Agilent\ICPMH\1\DATA\xa091919w2.b
Method File
Method Path
Acq Time 9/19/2019 12:16
Sample Name CRI
Sample Type Sample
Comment
Prep Dilution 1.000
Auto Dilution N/A
Total Dilution 1.000
Operator Name admin
Acq Mode Spectrum
Cal Title
Cal Type External Calibration
Last Calib 9/20/2019 7:25
Bkg File
Bkg Mode Count Subtraction except for ISTD
Interference File
FQ Blank File
VIS Fit Point to Point

Tune Step	Tune File
1	

FullQuant Table

Element	Mass	ISTD	Tune	Conc	Units	RSD(%)	CPS	Ratio	Det	Time(sec)	Rep
Be			1	0.460	ug/l	12.31	1,866.85	1.759E-03	Pulse	0.10	3
B			1	22.441	ug/l	2.75	68,249.42	6.425E-02	Pulse	0.15	3
Na			1	246.867	ug/l	0.67	5,075,999.61	3.390E+00	Analog	0.10	3
Mg			1	257.989	ug/l	0.81	3,155,051.31	2.107E+00	Pulse	0.10	3
Al			1	24.937	ug/l	0.13	406,446.59	2.715E-01	Pulse	0.10	3
K			1	249.063	ug/l	1.59	5,880,241.79	3.928E+00	Analog	0.10	3
Ca			1	219.995	ug/l	2.70	8,012.23	5.352E-03	Pulse	0.10	3
Ca			1	258.614	ug/l	0.44	140,468.35	9.382E-02	Pulse	0.10	3
Ti			1	0.991	ug/l	12.82	1,593.48	3.586E-03	Pulse	0.10	3
V			1	0.995	ug/l	5.03	19,915.47	4.485E-02	Pulse	0.30	3
Cr			1	0.972	ug/l	3.72	25,447.17	5.733E-02	Pulse	0.10	3
Cr			1	2.395	ug/l	5.27	21,935.29	4.941E-02	Pulse	0.10	3
Mn			1	0.959	ug/l	3.33	25,914.67	5.838E-02	Pulse	0.10	3
Fe			1	24.462	ug/l	3.73	1,508,669.25	3.398E+00	Pulse	0.10	3
Fe			1	21.670	ug/l	2.75	34,774.18	7.832E-02	Pulse	0.10	3
Co			1	0.478	ug/l	3.67	9,519.78	2.144E-02	Pulse	0.10	3
Ni			1	0.960	ug/l	2.76	4,354.07	9.805E-03	Pulse	0.10	3
Ni			1	1.053	ug/l	24.57	843.39	1.899E-03	Pulse	0.10	3
Cu			1	1.791	ug/l	2.99	22,249.21	5.012E-02	Pulse	0.10	3
Cu			1	1.794	ug/l	2.29	10,410.32	2.344E-02	Pulse	0.10	3
Zn			1	4.802	ug/l	2.99	13,722.93	3.092E-02	Pulse	0.10	3
Zn			1	4.749	ug/l	9.09	2,170.23	4.885E-03	Pulse	0.10	3
Zn			1	4.664	ug/l	2.54	9,779.92	2.203E-02	Pulse	0.10	3
As			1	0.729	ug/l	23.47	14,844.76	3.344E-02	Pulse	0.50	3
Se			1	1.421	ug/l	44.86	3,270.46	7.366E-03	Pulse	0.10	3
Se			1	0.767	ug/l	81.15	13,808.52	3.111E-02	Pulse	1.00	3
Se			1	0.575	ug/l	88.85	13,895.52	3.130E-02	Pulse	1.00	3
Kr			1	78.819	ug/l	44.59	100.00	2.245E-04	Pulse	0.10	3
Sr			1	5.003	ug/l	1.25	137,677.47	6.345E-02	Pulse	0.10	3
Mo			1	0.938	ug/l	5.38	5,294.40	2.440E-03	Pulse	0.10	3
Mo			1	1.106	ug/l	8.74	8,072.35	3.720E-03	Pulse	0.10	3
Mo			1	0.984	ug/l	3.43	3,560.51	1.641E-03	Pulse	0.10	3

Quantitation Report

Element	Mass	ISTD	Tune	Conc	Units	RSD(%)	CPS	Ratio	Det	Time(sec)	Rep
Mo			1	0.998	ug/l	6.70	9,258.29	4.266E-03	Pulse	0.10	3
Mo			1	-125.503	ug/l	-71.01	10.00	4.595E-06	Pulse	0.10	3
Cd			1	0.545	ug/l	12.00	200.01	8.895E-05	Pulse	0.10	3
Ag			1	0.478	ug/l	4.08	6,408.20	2.850E-03	Pulse	0.10	3
Cd			1	0.596	ug/l	21.20	136.67	6.077E-05	Pulse	0.10	3
Ag			1	0.487	ug/l	3.79	6,224.81	2.769E-03	Pulse	0.10	3
Cd			1	0.470	ug/l	9.19	1,303.45	5.801E-04	Pulse	0.10	3
Cd			1	0.649	ug/l	2.86	4,180.75	1.860E-03	Pulse	0.10	3
Sn			1	4.761	ug/l	1.67	43,945.82	1.955E-02	Pulse	0.10	3
Sb			1	1.987	ug/l	3.00	22,573.67	1.004E-02	Pulse	0.10	3
Sb			1	1.900	ug/l	1.86	16,983.10	7.555E-03	Pulse	0.10	3
Ba			1	0.941	ug/l	6.73	2,490.30	1.108E-03	Pulse	0.10	3
Ba			1	0.981	ug/l	4.07	4,427.45	1.969E-03	Pulse	0.10	3
Tl			1	0.474	ug/l	3.95	5,251.12	2.755E-03	Pulse	0.10	3
Tl			1	0.496	ug/l	5.17	13,032.86	6.837E-03	Pulse	0.10	3
Pb			1	0.462	ug/l	4.96	4,784.27	2.510E-03	Pulse	0.10	3
Pb			1	0.453	ug/l	6.30	4,210.74	2.210E-03	Pulse	0.10	3
Pb			1	0.449	ug/l	0.64	19,005.41	9.973E-03	Pulse	0.10	3

ISTD Table

Tune	Element	Mass	CPS	RSD(%)	ISTD Recovery%	Det	Time(sec)	Rep
1	Li		1,062,334.57	1.28	104.0	Pulse	0.10	3
1	Sc		1,497,248.31	0.91	104.5	Pulse	0.10	3
1	Ge		315,857.13	0.42	101.6	Pulse	0.10	3
1	Ge		443,965.17	1.22	102.5	Pulse	0.10	3
1	Rh		2,169,669.14	0.47	102.8	Pulse	0.10	3
1	In		2,247,929.19	0.71	103.1	Pulse	0.10	3
1	Tb		3,173,763.81	0.63	102.8	Pulse	0.10	3
1	Ho		314,063.51	0.36	102.9	Pulse	0.10	3
1	Bi		1,905,692.58	0.75	101.8	Pulse	0.10	3

Quantitation Report

File Name 021SMPL.d
File Path C:\Agilent\ICPMH\1\DATA\xa091919w2.b
Method File
Method Path
Acq Time 9/19/2019 12:19
Sample Name CRIA
Sample Type Sample
Comment 0.3 be
Prep Dilution 1.000
Auto Dilution N/A
Total Dilution 1.000
Operator Name admin
Acq Mode Spectrum
Cal Title
Cal Type External Calibration
Last Calib 9/20/2019 7:25
Bkg File
Bkg Mode Count Subtraction except for ISTD
Interference File
FQ Blank File
VIS Fit Point to Point

Tune Step	Tune File
1	

FullQuant Table

Element	Mass	ISTD	Tune	Conc	Units	RSD(%)	CPS	Ratio	Det	Time(sec)	Rep
Be			1	0.264	ug/l	5.77	1,103.41	1.034E-03	Pulse	0.10	3
B			1	-2.246	ug/l	-12.37	16,452.78	1.542E-02	Pulse	0.15	3
Na			1	-1.045	ug/l	-9.52	226,829.01	1.514E-01	Pulse	0.10	3
Mg			1	0.421	ug/l	79.31	13,996.08	9.344E-03	Pulse	0.10	3
Al			1	0.394	ug/l	17.94	37,215.23	2.484E-02	Pulse	0.10	3
K			1	-7.946	ug/l	-8.48	1,705,111.22	1.138E+00	Pulse	0.10	3
Ca			1	-31.566	ug/l	-6.73	356.69	2.382E-04	Pulse	0.10	3
Ca			1	0.793	ug/l	44.71	13,365.86	8.923E-03	Pulse	0.10	3
Ti			1	0.034	ug/l	74.30	136.68	3.098E-04	Pulse	0.10	3
V			1	0.129	ug/l	27.02	2,032.01	4.601E-03	Pulse	0.30	3
Cr			1	0.924	ug/l	2.04	24,428.82	5.534E-02	Pulse	0.10	3
Cr			1	2.439	ug/l	7.85	21,905.32	4.962E-02	Pulse	0.10	3
Mn			1	0.003	ug/l	56.62	2,827.01	6.404E-03	Pulse	0.10	3
Fe			1	1.277	ug/l	38.46	1,038,480.17	2.352E+00	Pulse	0.10	3
Fe			1	-0.243	ug/l	-831.69	24,288.68	5.503E-02	Pulse	0.10	3
Co			1	0.000	ug/l	-922.34	186.67	4.234E-04	Pulse	0.10	3
Ni			1	0.535	ug/l	9.32	2,536.97	5.749E-03	Pulse	0.10	3
Ni			1	0.395	ug/l	21.66	430.03	9.736E-04	Pulse	0.10	3
Cu			1	-0.150	ug/l	-11.04	2,616.97	5.929E-03	Pulse	0.10	3
Cu			1	-0.128	ug/l	-20.53	1,186.75	2.689E-03	Pulse	0.10	3
Zn			1	0.584	ug/l	17.62	3,107.09	7.040E-03	Pulse	0.10	3
Zn			1	0.415	ug/l	77.74	483.36	1.095E-03	Pulse	0.10	3
Zn			1	0.646	ug/l	8.35	2,460.28	5.574E-03	Pulse	0.10	3
As			1	1.042	ug/l	30.20	15,471.40	3.505E-02	Pulse	0.50	3
Se			1	4.639	ug/l	39.33	3,663.89	8.300E-03	Pulse	0.10	3
Se			1	1.905	ug/l	13.50	14,198.18	3.216E-02	Pulse	1.00	3
Se			1	1.550	ug/l	9.99	14,373.51	3.256E-02	Pulse	1.00	3
Kr			1	74.330	ug/l	43.79	93.34	2.117E-04	Pulse	0.10	3
Sr			1	0.006	ug/l	16.62	430.03	1.989E-04	Pulse	0.10	3
Mo			1	0.046	ug/l	9.47	373.35	1.727E-04	Pulse	0.10	3
Mo			1	0.031	ug/l	12.88	476.70	2.205E-04	Pulse	0.10	3
Mo			1	0.037	ug/l	49.34	253.35	1.172E-04	Pulse	0.10	3

Quantitation Report

Element	Mass	ISTD	Tune	Conc	Units	RSD(%)	CPS	Ratio	Det	Time(sec)	Rep
Mo			1	0.026	ug/l	50.70	545.24	2.522E-04	Pulse	0.10	3
Mo			1	-124.992	ug/l	-71.78	10.00	4.622E-06	Pulse	0.10	3
Cd			1	-0.119	ug/l	-16.77	6.67	2.979E-06	Pulse	0.10	3
Ag			1	0.007	ug/l	108.39	153.34	6.869E-05	Pulse	0.10	3
Cd			1	-0.020	ug/l	-150.87	16.67	7.459E-06	Pulse	0.10	3
Ag			1	0.005	ug/l	53.60	106.67	4.773E-05	Pulse	0.10	3
Cd			1	-0.011	ug/l	-99.26	16.67	7.480E-06	Pulse	0.10	3
Cd			1	0.028	ug/l	8.53	193.34	8.651E-05	Pulse	0.10	3
Sn			1	0.083	ug/l	15.38	3,140.49	1.405E-03	Pulse	0.10	3
Sb			1	0.348	ug/l	1.63	4,927.62	2.205E-03	Pulse	0.10	3
Sb			1	0.301	ug/l	2.94	3,533.87	1.581E-03	Pulse	0.10	3
Ba			1	-0.008	ug/l	-80.30	40.00	1.789E-05	Pulse	0.10	3
Ba			1	0.011	ug/l	22.87	113.34	5.072E-05	Pulse	0.10	3
Tl			1	0.306	ug/l	6.87	3,403.87	1.800E-03	Pulse	0.10	3
Tl			1	0.308	ug/l	2.67	8,119.17	4.293E-03	Pulse	0.10	3
Pb			1	-0.019	ug/l	-51.95	480.03	2.538E-04	Pulse	0.10	3
Pb			1	-0.027	ug/l	-14.44	413.36	2.186E-04	Pulse	0.10	3
Pb			1	-0.024	ug/l	-10.38	1,936.80	1.024E-03	Pulse	0.10	3

ISTD Table

Tune	Element	Mass	CPS	RSD(%)	ISTD Recovery%	Det	Time(sec)	Rep
1	Li		1,067,219.21	0.33	104.5	Pulse	0.10	3
1	Sc		1,497,909.40	0.30	104.6	Pulse	0.10	3
1	Ge		316,202.75	0.06	101.8	Pulse	0.10	3
1	Ge		441,456.18	0.59	101.9	Pulse	0.10	3
1	Rh		2,162,085.54	0.20	102.4	Pulse	0.10	3
1	In		2,234,728.64	0.27	102.5	Pulse	0.10	3
1	Tb		3,161,964.22	0.62	102.4	Pulse	0.10	3
1	Ho		313,097.75	0.01	102.6	Pulse	0.10	3
1	Bi		1,891,260.76	0.85	101.1	Pulse	0.10	3

Quantitation Report

File Name 022SMPL.d
File Path C:\Agilent\ICPMH\1\DATA\xa091919w2.b
Method File
Method Path
Acq Time 9/19/2019 12:23
Sample Name CCVA
Sample Type Sample
Comment
Prep Dilution 1.000
Auto Dilution N/A
Total Dilution 1.000
Operator Name admin
Acq Mode Spectrum
Cal Title
Cal Type External Calibration
Last Calib 9/20/2019 7:25
Bkg File
Bkg Mode Count Subtraction except for ISTD
Interference File
FQ Blank File
VIS Fit Point to Point

Tune Step	Tune File
1	

FullQuant Table

Element	Mass	ISTD	Tune	Conc	Units	RSD(%)	CPS	Ratio	Det	Time(sec)	Rep
Be			1	52.151	ug/l	1.78	205,040.95	1.932E-01	Pulse	0.10	3
B			1	103.195	ug/l	0.76	237,693.91	2.240E-01	Pulse	0.15	3
Na			1	5015.395	ug/l	0.69	99,613,515.18	6.569E+01	Analog	0.10	3
Mg			1	5161.471	ug/l	0.11	63,761,709.05	4.205E+01	Analog	0.10	3
Al			1	4899.779	ug/l	0.96	74,694,328.89	4.926E+01	Analog	0.10	3
K			1	5187.323	ug/l	0.76	87,226,165.37	5.752E+01	Analog	0.10	3
Ca			1	5220.361	ug/l	0.27	162,257.56	1.070E-01	Pulse	0.10	3
Ca			1	5250.403	ug/l	0.17	2,634,878.29	1.738E+00	Pulse	0.10	3
Ti			1	50.590	ug/l	1.98	77,742.94	1.734E-01	Pulse	0.10	3
V			1	51.653	ug/l	0.85	1,075,294.82	2.399E+00	Pulse	0.30	3
Cr			1	51.256	ug/l	1.25	948,360.61	2.116E+00	Pulse	0.10	3
Cr			1	53.119	ug/l	3.01	130,845.50	2.920E-01	Pulse	0.10	3
Mn			1	51.282	ug/l	1.69	1,251,399.25	2.792E+00	Pulse	0.10	3
Fe			1	5025.364	ug/l	2.17	102,631,221.80	2.290E+02	Analog	0.10	3
Fe			1	5117.530	ug/l	1.64	2,462,889.08	5.496E+00	Pulse	0.10	3
Co			1	51.115	ug/l	1.27	1,007,741.13	2.249E+00	Pulse	0.10	3
Ni			1	50.827	ug/l	1.67	217,793.83	4.860E-01	Pulse	0.10	3
Ni			1	50.252	ug/l	2.98	31,835.20	7.105E-02	Pulse	0.10	3
Cu			1	51.191	ug/l	1.06	526,544.25	1.175E+00	Pulse	0.10	3
Cu			1	51.105	ug/l	0.97	249,158.58	5.559E-01	Pulse	0.10	3
Zn			1	51.922	ug/l	1.27	133,410.22	2.977E-01	Pulse	0.10	3
Zn			1	51.081	ug/l	1.59	20,353.29	4.542E-02	Pulse	0.10	3
Zn			1	51.579	ug/l	0.83	95,964.99	2.141E-01	Pulse	0.10	3
As			1	52.347	ug/l	1.71	133,821.86	2.986E-01	Pulse	0.50	3
Se			1	197.652	ug/l	5.04	28,806.45	6.430E-02	Pulse	0.10	3
Se			1	199.632	ug/l	1.08	96,659.36	2.157E-01	Pulse	1.00	3
Se			1	202.845	ug/l	0.92	130,845.64	2.919E-01	Pulse	1.00	3
Kr			1	63.010	ug/l	75.22	80.00	1.795E-04	Pulse	0.10	3
Sr			1	54.391	ug/l	0.38	1,482,093.73	6.887E-01	Pulse	0.10	3
Mo			1	51.697	ug/l	1.40	282,925.13	1.315E-01	Pulse	0.10	3
Mo			1	51.490	ug/l	0.54	360,844.75	1.677E-01	Pulse	0.10	3
Mo			1	51.903	ug/l	0.37	179,922.33	8.360E-02	Pulse	0.10	3
Mo			1	51.705	ug/l	0.67	460,016.69	2.138E-01	Pulse	0.10	3
Mo			1	-94.468	ug/l	-146.33	13.33	6.192E-06	Pulse	0.10	3

Quantitation Report

Element	Mass	ISTD	Tune	Conc	Units	RSD(%)	CPS	Ratio	Det	Time(sec)	Rep
Cd			1	50.314	ug/l	1.74	14,737.34	6.539E-03	Pulse	0.10	3
Ag			1	51.352	ug/l	0.90	683,581.29	3.033E-01	Pulse	0.10	3
Cd			1	52.517	ug/l	5.20	10,267.02	4.555E-03	Pulse	0.10	3
Ag			1	51.446	ug/l	0.10	654,878.21	2.906E-01	Pulse	0.10	3
Cd			1	51.269	ug/l	1.00	137,497.88	6.101E-02	Pulse	0.10	3
Cd			1	51.112	ug/l	0.26	328,909.74	1.459E-01	Pulse	0.10	3
Sn			1	51.637	ug/l	0.91	453,811.58	2.014E-01	Pulse	0.10	3
Sb			1	53.836	ug/l	0.73	581,605.55	2.581E-01	Pulse	0.10	3
Sb			1	52.975	ug/l	0.65	447,036.48	1.983E-01	Pulse	0.10	3
Ba			1	51.929	ug/l	0.73	134,468.06	5.966E-02	Pulse	0.10	3
Ba			1	51.615	ug/l	1.59	230,310.01	1.022E-01	Pulse	0.10	3
Tl			1	51.698	ug/l	0.89	557,091.62	2.929E-01	Pulse	0.10	3
Tl			1	52.234	ug/l	0.15	1,339,154.82	7.041E-01	Pulse	0.10	3
Pb			1	51.996	ug/l	1.16	465,004.88	2.445E-01	Pulse	0.10	3
Pb			1	52.099	ug/l	1.10	412,055.41	2.166E-01	Pulse	0.10	3
Pb			1	51.844	ug/l	0.24	1,871,272.30	9.838E-01	Pulse	0.10	3

ISTD Table

Tune	Element	Mass	CPS	RSD(%)	ISTD Recovery%	Det	Time(sec)	Rep
1	Li		1,061,181.57	0.07	103.9	Pulse	0.10	3
1	Sc		1,516,450.97	0.08	105.9	Pulse	0.10	3
1	Ge		319,241.50	1.02	102.7	Pulse	0.10	3
1	Ge		448,216.00	1.47	103.5	Pulse	0.10	3
1	Rh		2,152,147.10	0.59	102.0	Pulse	0.10	3
1	In		2,253,785.05	0.29	103.3	Pulse	0.10	3
1	Tb		3,214,968.39	0.49	104.1	Pulse	0.10	3
1	Ho		317,954.81	1.37	104.2	Pulse	0.10	3
1	Bi		1,902,071.90	0.58	101.6	Pulse	0.10	3

Quantitation Report

File Name 023SMPL.d
File Path C:\Agilent\ICPMH\1\DATA\xa091919w2.b
Method File
Method Path
Acq Time 9/19/2019 12:26
Sample Name CCB
Sample Type Sample
Comment
Prep Dilution 1.000
Auto Dilution N/A
Total Dilution 1.000
Operator Name admin
Acq Mode Spectrum
Cal Title
Cal Type External Calibration
Last Calib 9/20/2019 7:25
Bkg File
Bkg Mode Count Subtraction except for ISTD
Interference File
FQ Blank File
VIS Fit Point to Point

Tune Step	Tune File
1	

FullQuant Table

Element	Mass	ISTD	Tune	Conc	Units	RSD(%)	CPS	Ratio	Det	Time(sec)	Rep
Be			1	0.000	ug/l	38651.48	60.00	5.699E-05	Pulse	0.10	3
B			1	-1.703	ug/l	-11.70	17,326.98	1.649E-02	Pulse	0.15	3
Na			1	-0.758	ug/l	-14.04	231,047.32	1.552E-01	Pulse	0.10	3
Mg			1	0.751	ug/l	24.98	17,910.34	1.203E-02	Pulse	0.10	3
Al			1	0.694	ug/l	25.66	41,478.51	2.786E-02	Pulse	0.10	3
K			1	-10.267	ug/l	-14.66	1,657,277.89	1.113E+00	Pulse	0.10	3
Ca			1	-34.357	ug/l	-1.85	270.02	1.814E-04	Pulse	0.10	3
Ca			1	-1.811	ug/l	-23.34	12,008.09	8.065E-03	Pulse	0.10	3
Ti			1	0.010	ug/l	174.27	100.00	2.258E-04	Pulse	0.10	3
V			1	0.013	ug/l	659.59	-333.73	-7.572E-04	Pulse	0.30	3
Cr			1	0.052	ug/l	36.31	8,679.31	1.963E-02	Pulse	0.10	3
Cr			1	1.657	ug/l	21.23	20,286.47	4.588E-02	Pulse	0.10	3
Mn			1	-0.004	ug/l	-104.86	2,680.31	6.061E-03	Pulse	0.10	3
Fe			1	0.201	ug/l	223.11	1,018,674.75	2.304E+00	Pulse	0.10	3
Fe			1	-2.326	ug/l	-70.25	23,347.34	5.281E-02	Pulse	0.10	3
Co			1	0.006	ug/l	96.46	310.02	7.028E-04	Pulse	0.10	3
Ni			1	-0.015	ug/l	-117.52	220.01	4.987E-04	Pulse	0.10	3
Ni			1	0.072	ug/l	93.28	230.01	5.197E-04	Pulse	0.10	3
Cu			1	-0.181	ug/l	-17.13	2,310.27	5.229E-03	Pulse	0.10	3
Cu			1	-0.144	ug/l	-4.65	1,113.42	2.518E-03	Pulse	0.10	3
Zn			1	0.069	ug/l	26.40	1,823.50	4.123E-03	Pulse	0.10	3
Zn			1	-0.086	ug/l	-75.59	290.01	6.557E-04	Pulse	0.10	3
Zn			1	0.079	ug/l	156.69	1,440.12	3.254E-03	Pulse	0.10	3
As			1	0.177	ug/l	266.72	13,528.26	3.060E-02	Pulse	0.50	3
Se			1	1.677	ug/l	127.93	3,290.44	7.441E-03	Pulse	0.10	3
Se			1	0.579	ug/l	97.04	13,675.74	3.093E-02	Pulse	1.00	3
Se			1	0.269	ug/l	163.38	13,666.07	3.091E-02	Pulse	1.00	3
Kr			1	97.901	ug/l	19.95	123.34	2.788E-04	Pulse	0.10	3
Sr			1	0.012	ug/l	22.23	613.37	2.848E-04	Pulse	0.10	3
Mo			1	0.051	ug/l	43.00	400.03	1.854E-04	Pulse	0.10	3
Mo			1	0.045	ug/l	36.25	576.70	2.677E-04	Pulse	0.10	3
Mo			1	0.048	ug/l	52.69	290.01	1.344E-04	Pulse	0.10	3

Quantitation Report

Element	Mass	ISTD	Tune	Conc	Units	RSD(%)	CPS	Ratio	Det	Time(sec)	Rep
Mo			1	0.053	ug/l	47.55	782.42	3.626E-04	Pulse	0.10	3
Mo			1	-154.620	ug/l	-33.73	6.67	3.097E-06	Pulse	0.10	3
Cd			1	-0.096	ug/l	-41.78	13.33	5.974E-06	Pulse	0.10	3
Ag			1	0.012	ug/l	21.03	216.68	9.695E-05	Pulse	0.10	3
Cd			1	0.049	ug/l	279.56	30.00	1.338E-05	Pulse	0.10	3
Ag			1	0.012	ug/l	26.85	200.01	8.952E-05	Pulse	0.10	3
Cd			1	-0.005	ug/l	-187.49	33.33	1.495E-05	Pulse	0.10	3
Cd			1	0.029	ug/l	10.93	200.01	8.945E-05	Pulse	0.10	3
Sn			1	0.099	ug/l	10.85	3,283.85	1.469E-03	Pulse	0.10	3
Sb			1	-0.002	ug/l	-1672.17	1,186.77	5.302E-04	Pulse	0.10	3
Sb			1	-0.015	ug/l	-62.59	896.73	4.012E-04	Pulse	0.10	3
Ba			1	-0.004	ug/l	-227.25	50.00	2.233E-05	Pulse	0.10	3
Ba			1	0.011	ug/l	184.49	110.00	4.937E-05	Pulse	0.10	3
Tl			1	0.018	ug/l	36.46	320.02	1.677E-04	Pulse	0.10	3
Tl			1	0.015	ug/l	6.37	670.04	3.512E-04	Pulse	0.10	3
Pb			1	-0.007	ug/l	-43.64	586.71	3.074E-04	Pulse	0.10	3
Pb			1	-0.014	ug/l	-129.55	513.36	2.694E-04	Pulse	0.10	3
Pb			1	-0.013	ug/l	-49.83	2,320.17	1.217E-03	Pulse	0.10	3

ISTD Table

Tune	Element	Mass	CPS	RSD(%)	ISTD Recovery%	Det	Time(sec)	Rep
1	Li		1,050,754.25	0.63	102.9	Pulse	0.10	3
1	Sc		1,488,943.78	0.75	104.0	Pulse	0.10	3
1	Ge		317,861.07	0.88	102.3	Pulse	0.10	3
1	Ge		442,172.08	1.04	102.1	Pulse	0.10	3
1	Rh		2,155,117.94	0.75	102.1	Pulse	0.10	3
1	In		2,235,941.92	0.65	102.5	Pulse	0.10	3
1	Tb		3,154,628.28	0.69	102.1	Pulse	0.10	3
1	Ho		312,474.40	0.63	102.4	Pulse	0.10	3
1	Bi		1,908,394.71	1.25	102.0	Pulse	0.10	3

Quantitation Report

File Name 024SMPL.d
File Path C:\Agilent\ICPMH\1\DATA\xa091919w2.b
Method File
Method Path
Acq Time 9/19/2019 12:29
Sample Name mp17344-mb1conf
Sample Type Sample
Comment
Prep Dilution 1.000
Auto Dilution N/A
Total Dilution 1.000
Operator Name admin
Acq Mode Spectrum
Cal Title
Cal Type External Calibration
Last Calib 9/20/2019 7:25
Bkg File
Bkg Mode Count Subtraction except for ISTD
Interference File
FQ Blank File
VIS Fit Point to Point

Tune Step	Tune File
1	

FullQuant Table

Element	Mass	ISTD	Tune	Conc	Units	RSD(%)	CPS	Ratio	Det	Time(sec)	Rep
Be			1	-0.010	ug/l	-43.17	20.00	1.876E-05	Pulse	0.10	3
B			1	-2.685	ug/l	-7.33	15,614.12	1.455E-02	Pulse	0.15	3
Na			1	0.343	ug/l	29.33	258,946.87	1.696E-01	Pulse	0.10	3
Mg			1	0.423	ug/l	9.53	14,296.54	9.361E-03	Pulse	0.10	3
Al			1	1.188	ug/l	5.37	50,118.97	3.282E-02	Pulse	0.10	3
K			1	-11.433	ug/l	-3.86	1,680,555.76	1.100E+00	Pulse	0.10	3
Ca			1	-29.756	ug/l	-8.44	420.02	2.749E-04	Pulse	0.10	3
Ca			1	4.367	ug/l	26.03	15,424.39	1.010E-02	Pulse	0.10	3
Ti			1	0.010	ug/l	137.17	100.00	2.251E-04	Pulse	0.10	3
V			1	0.111	ug/l	107.70	1,683.53	3.756E-03	Pulse	0.30	3
Cr			1	0.041	ug/l	98.45	8,522.56	1.918E-02	Pulse	0.10	3
Cr			1	-0.412	ug/l	-83.99	15,978.25	3.599E-02	Pulse	0.10	3
Mn			1	0.022	ug/l	38.72	3,320.46	7.476E-03	Pulse	0.10	3
Fe			1	3.812	ug/l	9.93	1,095,463.55	2.467E+00	Pulse	0.10	3
Fe			1	1.064	ug/l	37.37	25,053.37	5.642E-02	Pulse	0.10	3
Co			1	0.000	ug/l	-9778.97	193.34	4.360E-04	Pulse	0.10	3
Ni			1	0.064	ug/l	0.56	553.37	1.246E-03	Pulse	0.10	3
Ni			1	0.076	ug/l	185.46	233.35	5.261E-04	Pulse	0.10	3
Cu			1	0.189	ug/l	20.06	6,061.34	1.364E-02	Pulse	0.10	3
Cu			1	0.213	ug/l	9.47	2,833.70	6.380E-03	Pulse	0.10	3
Zn			1	8.439	ug/l	1.99	22,876.64	5.151E-02	Pulse	0.10	3
Zn			1	8.650	ug/l	8.75	3,683.90	8.298E-03	Pulse	0.10	3
Zn			1	8.342	ug/l	5.30	16,465.46	3.709E-02	Pulse	0.10	3
As			1	0.144	ug/l	126.21	13,513.94	3.044E-02	Pulse	0.50	3
Se			1	-1.877	ug/l	-36.58	2,847.04	6.410E-03	Pulse	0.10	3
Se			1	1.278	ug/l	6.15	14,025.36	3.158E-02	Pulse	1.00	3
Se			1	0.752	ug/l	0.48	14,003.36	3.153E-02	Pulse	1.00	3
Kr			1	97.332	ug/l	31.96	123.34	2.772E-04	Pulse	0.10	3
Sr			1	0.009	ug/l	32.66	540.03	2.449E-04	Pulse	0.10	3
Mo			1	0.006	ug/l	86.97	160.01	7.259E-05	Pulse	0.10	3
Mo			1	0.081	ug/l	22.92	843.39	3.825E-04	Pulse	0.10	3
Mo			1	-0.001	ug/l	-1826.80	123.34	5.592E-05	Pulse	0.10	3

Quantitation Report

Element	Mass	ISTD	Tune	Conc	Units	RSD(%)	CPS	Ratio	Det	Time(sec)	Rep
Mo			1	0.005	ug/l	245.26	365.22	1.656E-04	Pulse	0.10	3
Mo			1	-126.276	ug/l	-70.12	10.00	4.555E-06	Pulse	0.10	3
Cd			1	0.199	ug/l	74.02	100.00	4.409E-05	Pulse	0.10	3
Ag			1	0.004	ug/l	69.24	116.67	5.159E-05	Pulse	0.10	3
Cd			1	0.472	ug/l	54.35	113.34	5.006E-05	Pulse	0.10	3
Ag			1	0.004	ug/l	11.97	103.33	4.563E-05	Pulse	0.10	3
Cd			1	-0.006	ug/l	-58.97	30.00	1.322E-05	Pulse	0.10	3
Cd			1	0.009	ug/l	58.71	76.67	3.376E-05	Pulse	0.10	3
Sn			1	-0.143	ug/l	-11.24	1,200.10	5.294E-04	Pulse	0.10	3
Sb			1	-0.067	ug/l	-22.35	490.03	2.159E-04	Pulse	0.10	3
Sb			1	-0.067	ug/l	-12.13	470.03	2.073E-04	Pulse	0.10	3
Ba			1	0.003	ug/l	124.61	70.00	3.088E-05	Pulse	0.10	3
Ba			1	0.007	ug/l	164.37	96.67	4.259E-05	Pulse	0.10	3
Tl			1	0.003	ug/l	156.02	163.34	8.417E-05	Pulse	0.10	3
Tl			1	0.002	ug/l	194.36	333.35	1.717E-04	Pulse	0.10	3
Pb			1	-0.018	ug/l	-57.48	496.69	2.558E-04	Pulse	0.10	3
Pb			1	-0.033	ug/l	-25.20	376.69	1.939E-04	Pulse	0.10	3
Pb			1	-0.023	ug/l	-13.17	1,993.47	1.026E-03	Pulse	0.10	3

ISTD Table

Tune	Element	Mass	CPS	RSD(%)	ISTD Recovery%	Det	Time(sec)	Rep
1	Li		1,073,395.76	1.20	105.1	Pulse	0.10	3
1	Sc		1,527,122.37	0.31	106.6	Pulse	0.10	3
1	Ge		317,727.94	0.41	102.2	Pulse	0.10	3
1	Ge		444,098.52	0.97	102.5	Pulse	0.10	3
1	Rh		2,204,483.40	0.73	104.4	Pulse	0.10	3
1	In		2,265,568.59	0.88	103.9	Pulse	0.10	3
1	Tb		3,202,778.08	0.91	103.7	Pulse	0.10	3
1	Ho		317,717.91	2.41	104.1	Pulse	0.10	3
1	Bi		1,942,164.19	0.42	103.8	Pulse	0.10	3

Quantitation Report

File Name 025SMPL.d
File Path C:\Agilent\ICPMH\1\DATA\xa091919w2.b
Method File
Method Path
Acq Time 9/19/2019 12:33
Sample Name mp17344-b1conf
Sample Type Sample
Comment
Prep Dilution 1.000
Auto Dilution N/A
Total Dilution 1.000
Operator Name admin
Acq Mode Spectrum
Cal Title
Cal Type External Calibration
Last Calib 9/20/2019 7:25
Bkg File
Bkg Mode Count Subtraction except for ISTD
Interference File
FQ Blank File
VIS Fit Point to Point

Tune Step	Tune File
1	

FullQuant Table

Element	Mass	ISTD	Tune	Conc	Units	RSD(%)	CPS	Ratio	Det	Time(sec)	Rep
Be			1	75.552	ug/l	0.33	303,727.98	2.799E-01	Pulse	0.10	3
B			1	71.533	ug/l	2.99	175,060.08	1.614E-01	Pulse	0.15	3
Na			1	1947.427	ug/l	1.28	39,070,872.75	2.561E+01	Analog	0.10	3
Mg			1	2002.919	ug/l	0.60	24,898,577.96	1.632E+01	Analog	0.10	3
Al			1	1903.411	ug/l	1.86	29,211,936.23	1.915E+01	Analog	0.10	3
K			1	1985.912	ug/l	0.69	34,749,616.98	2.278E+01	Analog	0.10	3
Ca			1	1982.509	ug/l	0.88	62,829.58	4.118E-02	Pulse	0.10	3
Ca			1	2028.120	ug/l	0.74	1,032,075.04	6.765E-01	Pulse	0.10	3
Ti			1	75.933	ug/l	0.19	116,111.47	2.602E-01	Pulse	0.10	3
V			1	76.877	ug/l	0.76	1,593,562.03	3.572E+00	Pulse	0.30	3
Cr			1	75.589	ug/l	0.79	1,388,693.11	3.112E+00	Pulse	0.10	3
Cr			1	75.230	ug/l	2.89	177,445.02	3.977E-01	Pulse	0.10	3
Mn			1	75.283	ug/l	0.78	1,827,729.76	4.096E+00	Pulse	0.10	3
Fe			1	1985.361	ug/l	0.81	40,988,427.72	9.187E+01	Analog	0.10	3
Fe			1	1985.447	ug/l	1.55	966,397.49	2.166E+00	Pulse	0.10	3
Co			1	75.602	ug/l	1.34	1,483,799.14	3.326E+00	Pulse	0.10	3
Ni			1	74.738	ug/l	1.08	318,708.77	7.143E-01	Pulse	0.10	3
Ni			1	74.664	ug/l	2.16	47,005.07	1.054E-01	Pulse	0.10	3
Cu			1	75.178	ug/l	0.66	767,892.67	1.721E+00	Pulse	0.10	3
Cu			1	75.333	ug/l	0.94	364,779.86	8.176E-01	Pulse	0.10	3
Zn			1	81.192	ug/l	1.16	206,750.20	4.634E-01	Pulse	0.10	3
Zn			1	81.646	ug/l	1.87	32,192.65	7.215E-02	Pulse	0.10	3
Zn			1	82.011	ug/l	0.64	151,140.23	3.387E-01	Pulse	0.10	3
As			1	76.773	ug/l	2.06	189,174.90	4.240E-01	Pulse	0.50	3
Se			1	187.567	ug/l	2.58	27,383.93	6.137E-02	Pulse	0.10	3
Se			1	195.217	ug/l	0.89	94,400.77	2.116E-01	Pulse	1.00	3
Se			1	198.487	ug/l	0.63	127,756.76	2.863E-01	Pulse	1.00	3
Kr			1	99.488	ug/l	42.74	126.67	2.834E-04	Pulse	0.10	3
Sr			1	79.040	ug/l	0.96	2,188,607.57	1.001E+00	Pulse	0.10	3
Mo			1	74.648	ug/l	0.58	415,101.92	1.898E-01	Pulse	0.10	3
Mo			1	75.774	ug/l	0.20	539,549.49	2.467E-01	Pulse	0.10	3
Mo			1	74.992	ug/l	1.16	264,131.33	1.208E-01	Pulse	0.10	3
Mo			1	74.383	ug/l	0.29	672,428.47	3.074E-01	Pulse	0.10	3
Mo			1	21.930	ug/l	463.04	26.67	1.218E-05	Pulse	0.10	3

Quantitation Report

Element	Mass	ISTD	Tune	Conc	Units	RSD(%)	CPS	Ratio	Det	Time(sec)	Rep
Cd			1	72.587	ug/l	3.91	21,461.88	9.426E-03	Pulse	0.10	3
Ag			1	75.240	ug/l	1.15	1,011,904.10	4.444E-01	Pulse	0.10	3
Cd			1	73.754	ug/l	5.87	14,553.84	6.393E-03	Pulse	0.10	3
Ag			1	75.248	ug/l	0.82	967,746.08	4.250E-01	Pulse	0.10	3
Cd			1	73.337	ug/l	1.76	198,693.80	8.726E-02	Pulse	0.10	3
Cd			1	73.963	ug/l	1.23	480,880.13	2.112E-01	Pulse	0.10	3
Sn			1	74.287	ug/l	1.88	658,470.68	2.892E-01	Pulse	0.10	3
Sb			1	78.604	ug/l	1.74	857,334.91	3.765E-01	Pulse	0.10	3
Sb			1	77.399	ug/l	1.54	659,379.34	2.896E-01	Pulse	0.10	3
Ba			1	74.630	ug/l	1.02	195,223.61	8.573E-02	Pulse	0.10	3
Ba			1	74.679	ug/l	0.33	336,655.39	1.478E-01	Pulse	0.10	3
Tl			1	74.963	ug/l	0.60	817,356.94	4.247E-01	Pulse	0.10	3
Tl			1	75.252	ug/l	0.68	1,952,106.69	1.014E+00	Pulse	0.10	3
Pb			1	78.270	ug/l	0.64	707,989.13	3.678E-01	Pulse	0.10	3
Pb			1	78.216	ug/l	0.62	625,640.17	3.251E-01	Pulse	0.10	3
Pb			1	77.825	ug/l	0.65	2,840,965.84	1.476E+00	Pulse	0.10	3

ISTD Table

Tune	Element	Mass	CPS	RSD(%)	ISTD Recovery%	Det	Time(sec)	Rep
1	Li		1,085,168.46	1.37	106.2	Pulse	0.10	3
1	Sc		1,525,694.41	0.77	106.5	Pulse	0.10	3
1	Ge		318,313.75	1.68	102.4	Pulse	0.10	3
1	Ge		446,194.22	0.69	103.0	Pulse	0.10	3
1	Rh		2,187,197.26	0.71	103.6	Pulse	0.10	3
1	In		2,277,219.59	1.20	104.4	Pulse	0.10	3
1	Tb		3,232,448.60	0.71	104.7	Pulse	0.10	3
1	Ho		320,238.77	0.33	104.9	Pulse	0.10	3
1	Bi		1,924,671.28	0.36	102.8	Pulse	0.10	3

Quantitation Report

File Name 026SMPL.d
File Path C:\Agilent\ICPMH\1\DATA\xa091919w2.b
Method File
Method Path
Acq Time 9/19/2019 12:36
Sample Name jc94457-1 1
Sample Type Sample
Comment ENVIRON
Prep Dilution 20.000
Auto Dilution N/A
Total Dilution 20.000
Operator Name admin
Acq Mode Spectrum
Cal Title
Cal Type External Calibration
Last Calib 9/20/2019 7:25
Bkg File
Bkg Mode Count Subtraction except for ISTD
Interference File
FQ Blank File
VIS Fit Point to Point

Tune Step	Tune File
1	

FullQuant Table

Element	Mass	ISTD	Tune	Conc	Units	RSD(%)	CPS	Ratio	Det	Time(sec)	Rep
Be			1	0.362	ug/l	27.49	133.34	1.239E-04	Pulse	0.10	3
B			1	-43.215	ug/l	-12.98	16,755.22	1.559E-02	Pulse	0.15	3
Na			1	20552.225	ug/l	1.87	20,625,847.61	1.359E+01	Analog	0.10	3
Mg			1	2586.667	ug/l	1.76	1,607,735.91	1.059E+00	Pulse	0.10	3
Al			1	163.664	ug/l	4.08	156,466.24	1.031E-01	Pulse	0.10	3
K			1	447.566	ug/l	9.16	2,227,095.49	1.467E+00	Pulse	0.10	3
Ca			1	9838.028	ug/l	5.84	16,505.41	1.088E-02	Pulse	0.10	3
Ca			1	10602.039	ug/l	1.75	278,063.88	1.832E-01	Pulse	0.10	3
Ti			1	7.628	ug/l	30.94	670.04	1.499E-03	Pulse	0.10	3
V			1	0.207	ug/l	1095.60	-406.92	-9.017E-04	Pulse	0.30	3
Cr			1	0.722	ug/l	56.73	8,499.13	1.900E-02	Pulse	0.10	3
Cr			1	-4.967	ug/l	-114.77	16,452.04	3.677E-02	Pulse	0.10	3
Mn			1	53.638	ug/l	2.90	67,987.56	1.520E-01	Pulse	0.10	3
Fe			1	37997.561	ug/l	1.04	39,375,121.91	8.801E+01	Analog	0.10	3
Fe			1	38957.804	ug/l	1.30	951,202.70	2.126E+00	Pulse	0.10	3
Co			1	0.458	ug/l	18.62	646.71	1.445E-03	Pulse	0.10	3
Ni			1	26.665	ug/l	4.14	5,981.32	1.337E-02	Pulse	0.10	3
Ni			1	29.568	ug/l	8.76	1,116.75	2.497E-03	Pulse	0.10	3
Cu			1	1237.808	ug/l	1.57	634,611.32	1.418E+00	Pulse	0.10	3
Cu			1	1227.813	ug/l	1.15	298,417.16	6.670E-01	Pulse	0.10	3
Zn			1	336.770	ug/l	0.52	44,321.04	9.906E-02	Pulse	0.10	3
Zn			1	330.710	ug/l	3.57	6,798.34	1.520E-02	Pulse	0.10	3
Zn			1	319.706	ug/l	2.37	30,596.13	6.838E-02	Pulse	0.10	3
As			1	9.058	ug/l	82.03	14,328.27	3.202E-02	Pulse	0.50	3
Se			1	-48.854	ug/l	-81.07	2,793.67	6.245E-03	Pulse	0.10	3
Se			1	13.995	ug/l	87.07	13,888.91	3.104E-02	Pulse	1.00	3
Se			1	8.071	ug/l	100.17	13,906.24	3.108E-02	Pulse	1.00	3
Kr			1	1884.105	ug/l	22.25	120.00	2.683E-04	Pulse	0.10	3
Sr			1	32.680	ug/l	2.84	45,592.49	2.081E-02	Pulse	0.10	3
Mo			1	2.389	ug/l	25.20	790.05	3.604E-04	Pulse	0.10	3
Mo			1	3.021	ug/l	27.43	1,340.11	6.115E-04	Pulse	0.10	3
Mo			1	2.126	ug/l	42.09	500.03	2.280E-04	Pulse	0.10	3
Mo			1	2.636	ug/l	9.11	1,511.51	6.897E-04	Pulse	0.10	3
Mo			1	-1937.615	ug/l	-138.94	13.33	6.068E-06	Pulse	0.10	3
Cd			1	-0.137	ug/l	-832.35	40.00	1.747E-05	Pulse	0.10	3
Ag			1	0.296	ug/l	18.81	260.01	1.140E-04	Pulse	0.10	3
Cd			1	5.617	ug/l	80.37	76.67	3.348E-05	Pulse	0.10	3

Quantitation Report

Element	Mass	ISTD	Tune	Conc	Units	RSD(%)	CPS	Ratio	Det	Time(sec)	Rep
Ag			1	0.383	ug/l	37.47	293.35	1.291E-04	Pulse	0.10	3
Cd			1	0.468	ug/l	30.41	110.00	4.836E-05	Pulse	0.10	3
Cd			1	1.278	ug/l	8.46	433.36	1.903E-04	Pulse	0.10	3
Sn			1	11.316	ug/l	8.14	7,472.08	3.279E-03	Pulse	0.10	3
Sb			1	3.964	ug/l	4.45	3,387.18	1.487E-03	Pulse	0.10	3
Sb			1	3.292	ug/l	3.57	2,443.62	1.072E-03	Pulse	0.10	3
Ba			1	9.493	ug/l	13.25	1,306.78	5.726E-04	Pulse	0.10	3
Ba			1	10.081	ug/l	5.68	2,336.92	1.026E-03	Pulse	0.10	3
Tl			1	0.397	ug/l	26.28	346.68	1.801E-04	Pulse	0.10	3
Tl			1	0.409	ug/l	12.91	813.39	4.224E-04	Pulse	0.10	3
Pb			1	998.857	ug/l	0.98	452,302.47	2.348E-01	Pulse	0.10	3
Pb			1	990.637	ug/l	1.02	396,712.37	2.060E-01	Pulse	0.10	3
Pb			1	990.881	ug/l	1.10	1,810,875.48	9.402E-01	Pulse	0.10	3

ISTD Table

Tune	Element	Mass	CPS	RSD(%)	ISTD Recovery%	Det	Time(sec)	Rep
1	Li		1,075,299.64	1.00	105.3	Pulse	0.10	3
1	Sc		1,517,918.99	1.44	106.0	Pulse	0.10	3
1	Ge		321,252.89	1.22	103.4	Pulse	0.10	3
1	Ge		447,417.45	0.60	103.3	Pulse	0.10	3
1	Rh		2,190,856.84	0.59	103.8	Pulse	0.10	3
1	In		2,279,085.82	1.69	104.5	Pulse	0.10	3
1	Tb		3,194,091.62	1.52	103.4	Pulse	0.10	3
1	Ho		315,859.16	1.43	103.5	Pulse	0.10	3
1	Bi		1,926,025.13	0.55	102.9	Pulse	0.10	3

Quantitation Report

File Name 027SMPL.d
File Path C:\Agilent\ICPMH\1\DATA\xa091919w2.b
Method File
Method Path
Acq Time 9/19/2019 12:39
Sample Name jc94457-2
Sample Type Sample
Comment ENVIRON
Prep Dilution 1.000
Auto Dilution N/A
Total Dilution 1.000
Operator Name admin
Acq Mode Spectrum
Cal Title
Cal Type External Calibration
Last Calib 9/20/2019 7:25
Bkg File
Bkg Mode Count Subtraction except for ISTD
Interference File
FQ Blank File
VIS Fit Point to Point

Tune Step	Tune File
1	

FullQuant Table

Element	Mass	ISTD	Tune	Conc	Units	RSD(%)	CPS	Ratio	Det	Time(sec)	Rep
Be			1	0.006	ug/l	180.77	86.67	7.994E-05	Pulse	0.10	3
B			1	5.759	ug/l	6.53	33,646.90	3.125E-02	Pulse	0.15	3
Na			1	25775.414	ug/l	3.96	507,478,445.77	3.369E+02	Analog	0.10	3
Mg			1	3231.976	ug/l	4.48	39,653,966.08	2.633E+01	Analog	0.10	3
Al			1	44.492	ug/l	4.21	704,848.17	4.680E-01	Pulse	0.10	3
K			1	890.719	ug/l	4.19	16,406,678.92	1.089E+01	Analog	0.10	3
Ca			1	12705.287	ug/l	4.54	390,306.95	2.591E-01	Pulse	0.10	3
Ca			1	12659.794	ug/l	3.99	6,292,257.41	4.177E+00	Analog	0.10	3
Ti			1	0.814	ug/l	6.26	1,296.77	2.980E-03	Pulse	0.10	3
V			1	0.165	ug/l	9.44	2,733.11	6.268E-03	Pulse	0.30	3
Cr			1	-0.045	ug/l	-53.91	6,815.00	1.567E-02	Pulse	0.10	3
Cr			1	-6.437	ug/l	-3.85	3,107.11	7.172E-03	Pulse	0.10	3
Mn			1	42.111	ug/l	4.33	997,830.84	2.294E+00	Pulse	0.10	3
Fe			1	269.958	ug/l	4.73	6,296,147.41	1.447E+01	Analog	0.10	3
Fe			1	307.648	ug/l	3.38	166,366.04	3.823E-01	Pulse	0.10	3
Co			1	0.033	ug/l	25.03	826.72	1.909E-03	Pulse	0.10	3
Ni			1	0.380	ug/l	2.48	1,856.85	4.263E-03	Pulse	0.10	3
Ni			1	0.294	ug/l	22.88	363.36	8.315E-04	Pulse	0.10	3
Cu			1	1.796	ug/l	7.93	21,838.67	5.024E-02	Pulse	0.10	3
Cu			1	1.621	ug/l	4.39	9,389.70	2.158E-02	Pulse	0.10	3
Zn			1	24.898	ug/l	3.76	62,941.92	1.447E-01	Pulse	0.10	3
Zn			1	24.095	ug/l	7.61	9,479.80	2.181E-02	Pulse	0.10	3
Zn			1	24.339	ug/l	2.32	44,645.32	1.026E-01	Pulse	0.10	3
As			1	0.647	ug/l	7.83	14,378.61	3.302E-02	Pulse	0.50	3
Se			1	-14.909	ug/l	-13.77	1,136.75	2.629E-03	Pulse	0.10	3
Se			1	1.514	ug/l	88.45	13,832.87	3.180E-02	Pulse	1.00	3
Se			1	1.032	ug/l	94.55	13,872.87	3.189E-02	Pulse	1.00	3
Kr			1	61.994	ug/l	21.96	76.67	1.766E-04	Pulse	0.10	3
Sr			1	40.043	ug/l	3.73	1,068,386.57	5.070E-01	Pulse	0.10	3
Mo			1	0.185	ug/l	15.90	1,113.42	5.266E-04	Pulse	0.10	3
Mo			1	0.167	ug/l	1.09	1,396.79	6.622E-04	Pulse	0.10	3
Mo			1	0.187	ug/l	12.75	753.38	3.578E-04	Pulse	0.10	3
Mo			1	0.148	ug/l	10.32	1,596.67	7.562E-04	Pulse	0.10	3
Mo			1	211.338	ug/l	81.78	46.67	2.192E-05	Pulse	0.10	3
Cd			1	-0.059	ug/l	-97.76	23.33	1.073E-05	Pulse	0.10	3
Ag			1	0.003	ug/l	69.55	100.01	4.536E-05	Pulse	0.10	3
Cd			1	0.083	ug/l	89.99	36.67	1.639E-05	Pulse	0.10	3

Quantitation Report

Element	Mass	ISTD	Tune	Conc	Units	RSD(%)	CPS	Ratio	Det	Time(sec)	Rep
Ag			1	0.005	ug/l	40.79	103.34	4.677E-05	Pulse	0.10	3
Cd			1	-0.001	ug/l	-1250.11	43.33	1.963E-05	Pulse	0.10	3
Cd			1	0.024	ug/l	25.07	166.68	7.495E-05	Pulse	0.10	3
Sn			1	-0.156	ug/l	-8.05	1,063.42	4.783E-04	Pulse	0.10	3
Sb			1	-0.005	ug/l	-109.49	1,136.75	5.133E-04	Pulse	0.10	3
Sb			1	-0.026	ug/l	-31.07	796.72	3.593E-04	Pulse	0.10	3
Ba			1	8.089	ug/l	4.56	20,644.41	9.317E-03	Pulse	0.10	3
Ba			1	8.385	ug/l	4.96	36,824.80	1.662E-02	Pulse	0.10	3
Tl			1	0.006	ug/l	42.68	190.01	1.018E-04	Pulse	0.10	3
Tl			1	0.004	ug/l	78.21	363.35	1.951E-04	Pulse	0.10	3
Pb			1	3.547	ug/l	3.58	31,674.47	1.700E-02	Pulse	0.10	3
Pb			1	3.535	ug/l	6.39	27,947.34	1.500E-02	Pulse	0.10	3
Pb			1	3.510	ug/l	4.41	126,657.91	6.798E-02	Pulse	0.10	3

ISTD Table

Tune	Element	Mass	CPS	RSD(%)	ISTD Recovery%	Det	Time(sec)	Rep
1	Li		1,077,053.67	2.82	105.4	Pulse	0.10	3
1	Sc		1,508,219.93	4.94	105.3	Pulse	0.10	3
1	Ge		313,037.31	3.95	100.7	Pulse	0.10	3
1	Ge		435,512.24	4.75	100.5	Pulse	0.10	3
1	Rh		2,109,449.66	4.36	99.9	Pulse	0.10	3
1	In		2,218,081.20	4.33	101.7	Pulse	0.10	3
1	Tb		3,140,197.25	4.50	101.7	Pulse	0.10	3
1	Ho		310,643.49	4.01	101.8	Pulse	0.10	3
1	Bi		1,865,260.44	3.71	99.7	Pulse	0.10	3

Quantitation Report

File Name 028SMPL.d
File Path C:\Agilent\ICPMH\1\DATA\xa091919w2.b
Method File
Method Path
Acq Time 9/19/2019 12:43
Sample Name jc94988-17
Sample Type Sample
Comment
Prep Dilution 1.000
Auto Dilution N/A
Total Dilution 1.000
Operator Name admin
Acq Mode Spectrum
Cal Title
Cal Type External Calibration
Last Calib 9/20/2019 7:25
Bkg File
Bkg Mode Count Subtraction except for ISTD
Interference File
FQ Blank File
VIS Fit Point to Point

Tune Step	Tune File
1	

FullQuant Table

Element	Mass	ISTD	Tune	Conc	Units	RSD(%)	CPS	Ratio	Det	Time(sec)	Rep
Be			1	-0.003	ug/l	-264.73	46.67	4.417E-05	Pulse	0.10	3
B			1	13.618	ug/l	3.38	50,071.48	4.680E-02	Pulse	0.15	3
Na			1	24445.490	ug/l	1.90	485,274,606.10	3.195E+02	Analog	0.10	3
Mg			1	3302.298	ug/l	2.93	40,849,998.56	2.690E+01	Analog	0.10	3
Al			1	47.284	ug/l	1.82	753,299.70	4.960E-01	Pulse	0.10	3
K			1	661.137	ug/l	2.29	12,756,065.64	8.400E+00	Analog	0.10	3
Ca			1	12548.803	ug/l	2.64	388,678.94	2.560E-01	Pulse	0.10	3
Ca			1	12478.917	ug/l	2.82	6,252,433.87	4.118E+00	Analog	0.10	3
Ti			1	1.033	ug/l	9.88	1,646.82	3.730E-03	Pulse	0.10	3
V			1	0.078	ug/l	37.74	996.00	2.266E-03	Pulse	0.30	3
Cr			1	0.517	ug/l	4.01	17,056.10	3.868E-02	Pulse	0.10	3
Cr			1	-2.486	ug/l	-4.44	11,497.69	2.607E-02	Pulse	0.10	3
Mn			1	673.493	ug/l	0.31	16,142,188.93	3.660E+01	Analog	0.10	3
Fe			1	3199.999	ug/l	1.74	64,678,760.70	1.467E+02	Analog	0.10	3
Fe			1	3298.075	ug/l	1.66	1,570,636.49	3.561E+00	Pulse	0.10	3
Co			1	0.520	ug/l	2.38	10,286.92	2.332E-02	Pulse	0.10	3
Ni			1	60.496	ug/l	1.30	255,056.68	5.783E-01	Pulse	0.10	3
Ni			1	59.680	ug/l	1.92	37,176.29	8.430E-02	Pulse	0.10	3
Cu			1	155.528	ug/l	1.36	1,565,812.63	3.550E+00	Pulse	0.10	3
Cu			1	154.340	ug/l	0.74	736,884.83	1.671E+00	Pulse	0.10	3
Zn			1	1957.794	ug/l	1.05	4,890,057.63	1.109E+01	Pulse	0.10	3
Zn			1	1891.303	ug/l	1.01	730,067.49	1.655E+00	Pulse	0.10	3
Zn			1	1918.700	ug/l	1.37	3,466,088.80	7.859E+00	Pulse	0.10	3
As			1	0.335	ug/l	127.11	13,849.90	3.142E-02	Pulse	0.50	3
Se			1	-2.639	ug/l	-52.59	2,730.34	6.189E-03	Pulse	0.10	3
Se			1	0.281	ug/l	222.66	13,518.61	3.066E-02	Pulse	1.00	3
Se			1	0.144	ug/l	333.02	13,559.27	3.075E-02	Pulse	1.00	3
Kr			1	60.743	ug/l	40.68	76.67	1.730E-04	Pulse	0.10	3
Sr			1	46.204	ug/l	2.94	1,260,157.35	5.850E-01	Pulse	0.10	3
Mo			1	1.058	ug/l	4.56	5,921.30	2.747E-03	Pulse	0.10	3
Mo			1	0.904	ug/l	5.79	6,601.61	3.062E-03	Pulse	0.10	3
Mo			1	0.989	ug/l	9.20	3,550.53	1.648E-03	Pulse	0.10	3
Mo			1	1.009	ug/l	5.01	9,293.81	4.316E-03	Pulse	0.10	3
Mo			1	358.722	ug/l	33.19	63.33	2.951E-05	Pulse	0.10	3
Cd			1	0.285	ug/l	68.46	126.67	5.526E-05	Pulse	0.10	3
Ag			1	0.034	ug/l	4.97	513.36	2.252E-04	Pulse	0.10	3
Cd			1	0.422	ug/l	49.03	103.34	4.572E-05	Pulse	0.10	3

Quantitation Report

Element	Mass	ISTD	Tune	Conc	Units	RSD(%)	CPS	Ratio	Det	Time(sec)	Rep
Ag			1	0.035	ug/l	4.75	493.36	2.163E-04	Pulse	0.10	3
Cd			1	0.034	ug/l	15.74	140.01	6.151E-05	Pulse	0.10	3
Cd			1	0.201	ug/l	12.30	1,330.11	5.813E-04	Pulse	0.10	3
Sn			1	3.752	ug/l	4.24	35,654.69	1.564E-02	Pulse	0.10	3
Sb			1	0.455	ug/l	2.31	6,191.46	2.714E-03	Pulse	0.10	3
Sb			1	0.438	ug/l	9.87	4,787.57	2.095E-03	Pulse	0.10	3
Ba			1	226.608	ug/l	2.69	593,516.41	2.603E-01	Pulse	0.10	3
Ba			1	228.665	ug/l	3.92	1,031,847.04	4.526E-01	Pulse	0.10	3
Tl			1	0.023	ug/l	32.41	386.69	2.002E-04	Pulse	0.10	3
Tl			1	0.031	ug/l	12.67	1,093.42	5.681E-04	Pulse	0.10	3
Pb			1	46.458	ug/l	1.70	420,663.87	2.185E-01	Pulse	0.10	3
Pb			1	44.954	ug/l	1.65	359,996.13	1.870E-01	Pulse	0.10	3
Pb			1	45.453	ug/l	1.97	1,660,962.31	8.627E-01	Pulse	0.10	3

ISTD Table

Tune	Element	Mass	CPS	RSD(%)	ISTD Recovery%	Det	Time(sec)	Rep
1	Li		1,070,118.06	2.55	104.8	Pulse	0.10	3
1	Sc		1,519,240.29	2.93	106.1	Pulse	0.10	3
1	Ge		318,342.20	2.81	102.4	Pulse	0.10	3
1	Ge		441,091.26	1.91	101.8	Pulse	0.10	3
1	Rh		2,155,327.05	3.03	102.1	Pulse	0.10	3
1	In		2,281,957.10	3.65	104.6	Pulse	0.10	3
1	Tb		3,246,321.20	2.29	105.1	Pulse	0.10	3
1	Ho		322,820.52	2.97	105.8	Pulse	0.10	3
1	Bi		1,925,903.41	2.40	102.9	Pulse	0.10	3

Quantitation Report

File Name	029SMPL.d
File Path	C:\Agilent\ICPMH\1\DATA\xa091919w2.b
Method File	
Method Path	
Acq Time	9/19/2019 12:46
Sample Name	jc94988-22
Sample Type	Sample
Comment	
Prep Dilution	1.000
Auto Dilution	N/A
Total Dilution	1.000
Operator Name	admin
Acq Mode	Spectrum
Cal Title	
Cal Type	External Calibration
Last Calib	9/20/2019 7:25
Bkg File	
Bkg Mode	Count Subtraction except for ISTD
Interference File	
FQ Blank File	
VIS Fit	Point to Point

Tune Step	Tune File
1	

FullQuant Table

Element	Mass	ISTD	Tune	Conc	Units	RSD(%)	CPS	Ratio	Det	Time(sec)	Rep
Be			1	0.028	ug/l	18.65	170.01	1.591E-04	Pulse	0.10	3
B			1	5.524	ug/l	3.30	32,912.06	3.079E-02	Pulse	0.15	3
Na			1	22024.134	ug/l	0.68	441,377,513.43	2.879E+02	Analog	0.10	3
Mg			1	3623.186	ug/l	0.52	45,254,822.66	2.952E+01	Analog	0.10	3
Al			1	369.481	ug/l	0.67	5,724,422.42	3.734E+00	Analog	0.10	3
K			1	621.897	ug/l	1.31	12,223,996.49	7.974E+00	Analog	0.10	3
Ca			1	18507.099	ug/l	0.42	578,126.83	3.771E-01	Pulse	0.10	3
Ca			1	18393.393	ug/l	0.23	9,299,058.61	6.065E+00	Analog	0.10	3
Ti			1	11.222	ug/l	0.69	17,176.49	3.862E-02	Pulse	0.10	3
V			1	0.617	ug/l	8.20	12,142.03	2.730E-02	Pulse	0.30	3
Cr			1	0.547	ug/l	4.56	17,743.38	3.990E-02	Pulse	0.10	3
Cr			1	-4.132	ug/l	-1.02	8,092.31	1.820E-02	Pulse	0.10	3
Mn			1	268.520	ug/l	1.01	6,490,910.74	1.459E+01	Analog	0.10	3
Fe			1	96377.375	ug/l	1.32	1,934,776,397.84	4.350E+03	Analog	0.10	3
Fe			1	99776.015	ug/l	0.75	47,198,944.30	1.061E+02	Analog	0.10	3
Co			1	0.947	ug/l	1.80	18,717.92	4.209E-02	Pulse	0.10	3
Ni			1	2.460	ug/l	9.16	10,730.56	2.413E-02	Pulse	0.10	3
Ni			1	2.614	ug/l	12.74	1,820.17	4.093E-03	Pulse	0.10	3
Cu			1	104.483	ug/l	1.08	1,062,135.74	2.388E+00	Pulse	0.10	3
Cu			1	104.260	ug/l	0.38	502,521.83	1.130E+00	Pulse	0.10	3
Zn			1	422.346	ug/l	1.53	1,065,042.95	2.395E+00	Pulse	0.10	3
Zn			1	408.698	ug/l	1.09	159,329.56	3.583E-01	Pulse	0.10	3
Zn			1	413.174	ug/l	1.31	753,678.94	1.695E+00	Pulse	0.10	3
As			1	0.464	ug/l	62.96	14,267.50	3.208E-02	Pulse	0.50	3
Se			1	-5.522	ug/l	-33.26	2,380.25	5.352E-03	Pulse	0.10	3
Se			1	0.676	ug/l	19.92	13,796.84	3.102E-02	Pulse	1.00	3
Se			1	0.424	ug/l	29.36	13,835.51	3.111E-02	Pulse	1.00	3
Kr			1	65.793	ug/l	18.37	83.33	1.874E-04	Pulse	0.10	3
Sr			1	38.040	ug/l	0.28	1,030,925.30	4.817E-01	Pulse	0.10	3
Mo			1	0.318	ug/l	2.00	1,850.19	8.643E-04	Pulse	0.10	3
Mo			1	0.723	ug/l	11.00	5,294.42	2.472E-03	Pulse	0.10	3
Mo			1	0.353	ug/l	8.37	1,340.12	6.258E-04	Pulse	0.10	3
Mo			1	0.292	ug/l	12.15	2,894.13	1.353E-03	Pulse	0.10	3
Mo			1	-32.970	ug/l	-279.14	20.00	9.355E-06	Pulse	0.10	3
Cd			1	0.334	ug/l	83.75	140.01	6.169E-05	Pulse	0.10	3
Ag			1	0.015	ug/l	28.44	266.68	1.174E-04	Pulse	0.10	3
Cd			1	0.368	ug/l	31.53	93.33	4.105E-05	Pulse	0.10	3
Ag			1	0.006	ug/l	39.60	126.67	5.578E-05	Pulse	0.10	3

Quantitation Report

Element	Mass	ISTD	Tune	Conc	Units	RSD(%)	CPS	Ratio	Det	Time(sec)	Rep
Cd			1	0.067	ug/l	7.75	226.68	9.970E-05	Pulse	0.10	3
Cd			1	0.261	ug/l	11.96	1,710.17	7.525E-04	Pulse	0.10	3
Sn			1	4.928	ug/l	1.76	45,907.65	2.020E-02	Pulse	0.10	3
Sb			1	0.274	ug/l	1.98	4,207.40	1.851E-03	Pulse	0.10	3
Sb			1	0.257	ug/l	13.75	3,223.81	1.419E-03	Pulse	0.10	3
Ba			1	9.787	ug/l	3.29	25,608.48	1.127E-02	Pulse	0.10	3
Ba			1	9.755	ug/l	1.01	43,950.01	1.934E-02	Pulse	0.10	3
Tl			1	0.024	ug/l	1.87	386.69	2.047E-04	Pulse	0.10	3
Tl			1	0.025	ug/l	16.27	920.07	4.870E-04	Pulse	0.10	3
Pb			1	2.976	ug/l	0.45	27,045.46	1.432E-02	Pulse	0.10	3
Pb			1	2.846	ug/l	0.45	22,948.56	1.215E-02	Pulse	0.10	3
Pb			1	2.867	ug/l	0.15	105,402.24	5.579E-02	Pulse	0.10	3

ISTD Table

Tune	Element	Mass	CPS	RSD(%)	ISTD Recovery%	Det	Time(sec)	Rep
1	Li		1,069,007.09	0.39	104.7	Pulse	0.10	3
1	Sc		1,533,176.23	1.21	107.0	Pulse	0.10	3
1	Ge		329,288.85	0.19	106.0	Pulse	0.10	3
1	Ge		444,738.18	0.09	102.7	Pulse	0.10	3
1	Rh		2,140,377.15	1.14	101.4	Pulse	0.10	3
1	In		2,273,027.51	0.62	104.2	Pulse	0.10	3
1	Tb		3,210,702.24	0.58	104.0	Pulse	0.10	3
1	Ho		319,456.15	1.35	104.6	Pulse	0.10	3
1	Bi		1,889,206.12	0.44	100.9	Pulse	0.10	3

Quantitation Report

File Name 030SMPL.d
File Path C:\Agilent\ICPMH\1\DATA\xa091919w2.b
Method File
Method Path
Acq Time 9/19/2019 12:49
Sample Name jc94988-28
Sample Type Sample
Comment
Prep Dilution 1.000
Auto Dilution N/A
Total Dilution 1.000
Operator Name admin
Acq Mode Spectrum
Cal Title
Cal Type External Calibration
Last Calib 9/20/2019 7:25
Bkg File
Bkg Mode Count Subtraction except for ISTD
Interference File
FQ Blank File
VIS Fit Point to Point

Tune Step	Tune File
1	

FullQuant Table

Element	Mass	ISTD	Tune	Conc	Units	RSD(%)	CPS	Ratio	Det	Time(sec)	Rep
Be			1	-0.007	ug/l	-155.15	33.34	3.191E-05	Pulse	0.10	3
B			1	3.564	ug/l	4.04	28,176.96	2.691E-02	Pulse	0.15	3
Na			1	22851.278	ug/l	0.52	446,967,100.01	2.987E+02	Analog	0.10	3
Mg			1	3415.725	ug/l	1.43	41,637,983.55	2.783E+01	Analog	0.10	3
Al			1	46.846	ug/l	0.67	735,619.29	4.916E-01	Pulse	0.10	3
K			1	621.171	ug/l	0.96	11,919,441.49	7.966E+00	Analog	0.10	3
Ca			1	12187.035	ug/l	0.38	372,019.92	2.486E-01	Pulse	0.10	3
Ca			1	12219.074	ug/l	0.96	6,033,440.74	4.032E+00	Analog	0.10	3
Ti			1	0.638	ug/l	15.28	1,043.41	2.377E-03	Pulse	0.10	3
V			1	0.141	ug/l	50.14	2,261.48	5.157E-03	Pulse	0.30	3
Cr			1	0.045	ug/l	24.18	8,502.54	1.937E-02	Pulse	0.10	3
Cr			1	-3.925	ug/l	-4.21	8,419.14	1.919E-02	Pulse	0.10	3
Mn			1	44.420	ug/l	1.19	1,061,638.39	2.420E+00	Pulse	0.10	3
Fe			1	1885.176	ug/l	0.63	38,324,991.10	8.735E+01	Analog	0.10	3
Fe			1	1957.093	ug/l	0.50	937,172.93	2.136E+00	Pulse	0.10	3
Co			1	0.039	ug/l	6.89	940.06	2.141E-03	Pulse	0.10	3
Ni			1	0.428	ug/l	3.17	2,073.55	4.726E-03	Pulse	0.10	3
Ni			1	0.379	ug/l	36.15	416.69	9.510E-04	Pulse	0.10	3
Cu			1	40.716	ug/l	0.86	410,852.99	9.364E-01	Pulse	0.10	3
Cu			1	40.383	ug/l	1.04	193,132.42	4.402E-01	Pulse	0.10	3
Zn			1	109.822	ug/l	1.45	274,431.92	6.255E-01	Pulse	0.10	3
Zn			1	106.404	ug/l	1.08	41,163.06	9.381E-02	Pulse	0.10	3
Zn			1	108.584	ug/l	0.54	196,364.60	4.475E-01	Pulse	0.10	3
As			1	0.451	ug/l	34.80	14,045.47	3.201E-02	Pulse	0.50	3
Se			1	-4.746	ug/l	-18.25	2,446.94	5.577E-03	Pulse	0.10	3
Se			1	0.632	ug/l	35.72	13,595.01	3.098E-02	Pulse	1.00	3
Se			1	0.374	ug/l	34.09	13,622.68	3.104E-02	Pulse	1.00	3
Kr			1	66.596	ug/l	17.16	83.33	1.897E-04	Pulse	0.10	3
Sr			1	34.214	ug/l	0.78	912,277.20	4.332E-01	Pulse	0.10	3
Mo			1	0.123	ug/l	12.61	776.71	3.689E-04	Pulse	0.10	3
Mo			1	0.154	ug/l	16.69	1,310.11	6.221E-04	Pulse	0.10	3
Mo			1	0.106	ug/l	9.68	480.03	2.280E-04	Pulse	0.10	3
Mo			1	0.090	ug/l	5.56	1,087.16	5.163E-04	Pulse	0.10	3
Mo			1	-30.299	ug/l	-1054.86	20.00	9.493E-06	Pulse	0.10	3
Cd			1	0.594	ug/l	41.56	213.34	9.535E-05	Pulse	0.10	3
Ag			1	0.015	ug/l	104.97	256.72	1.143E-04	Pulse	0.10	3
Cd			1	0.616	ug/l	21.61	140.01	6.251E-05	Pulse	0.10	3

Quantitation Report

Element	Mass	ISTD	Tune	Conc	Units	RSD(%)	CPS	Ratio	Det	Time(sec)	Rep
Ag			1	0.009	ug/l	35.40	160.01	7.147E-05	Pulse	0.10	3
Cd			1	0.781	ug/l	6.14	2,126.91	9.499E-04	Pulse	0.10	3
Cd			1	0.780	ug/l	5.32	5,004.32	2.236E-03	Pulse	0.10	3
Sn			1	-0.136	ug/l	-5.43	1,243.43	5.555E-04	Pulse	0.10	3
Sb			1	0.015	ug/l	127.97	1,366.78	6.108E-04	Pulse	0.10	3
Sb			1	-0.010	ug/l	-32.70	943.40	4.215E-04	Pulse	0.10	3
Ba			1	11.890	ug/l	2.18	30,627.93	1.368E-02	Pulse	0.10	3
Ba			1	12.072	ug/l	0.19	53,546.80	2.392E-02	Pulse	0.10	3
Tl			1	-0.005	ug/l	-30.38	76.67	4.076E-05	Pulse	0.10	3
Tl			1	-0.001	ug/l	-180.54	240.01	1.275E-04	Pulse	0.10	3
Pb			1	1.224	ug/l	2.91	11,458.22	6.090E-03	Pulse	0.10	3
Pb			1	1.107	ug/l	2.85	9,263.25	4.924E-03	Pulse	0.10	3
Pb			1	1.124	ug/l	2.73	42,838.92	2.277E-02	Pulse	0.10	3

ISTD Table

Tune	Element	Mass	CPS	RSD(%)	ISTD Recovery%	Det	Time(sec)	Rep
1	Li		1,047,102.69	0.38	102.5	Pulse	0.10	3
1	Sc		1,496,362.17	0.48	104.5	Pulse	0.10	3
1	Ge		315,631.36	0.88	101.6	Pulse	0.10	3
1	Ge		438,794.31	1.14	101.3	Pulse	0.10	3
1	Rh		2,105,744.86	0.17	99.8	Pulse	0.10	3
1	In		2,238,522.74	0.69	102.6	Pulse	0.10	3
1	Tb		3,182,491.41	0.18	103.0	Pulse	0.10	3
1	Ho		315,190.39	1.43	103.3	Pulse	0.10	3
1	Bi		1,881,432.47	0.28	100.5	Pulse	0.10	3

Quantitation Report

File Name	031SMPL.d
File Path	C:\Agilent\ICPMH\1\DATA\xa091919w2.b
Method File	
Method Path	
Acq Time	9/19/2019 12:53
Sample Name	jc94988-32
Sample Type	Sample
Comment	
Prep Dilution	1.000
Auto Dilution	N/A
Total Dilution	1.000
Operator Name	admin
Acq Mode	Spectrum
Cal Title	
Cal Type	External Calibration
Last Calib	9/20/2019 7:25
Bkg File	
Bkg Mode	Count Subtraction except for ISTD
Interference File	
FQ Blank File	
VIS Fit	Point to Point

Tune Step	Tune File
1	

FullQuant Table

Element	Mass	ISTD	Tune	Conc	Units	RSD(%)	CPS	Ratio	Det	Time(sec)	Rep
Be			1	0.002	ug/l	214.68	70.00	6.444E-05	Pulse	0.10	3
B			1	1774.708	ug/l	1.32	3,837,726.93	3.530E+00	Pulse	0.15	3
Na			1	147871.346	ug/l	0.30	3,035,238,888.10	1.932E+03	Analog	0.10	3
Mg			1	2069.152	ug/l	0.17	26,486,873.77	1.686E+01	Analog	0.10	3
Al			1	195.848	ug/l	0.33	3,124,506.52	1.989E+00	Pulse	0.10	3
K			1	724.503	ug/l	0.67	14,275,913.54	9.087E+00	Analog	0.10	3
Ca			1	6887.450	ug/l	0.77	221,326.91	1.409E-01	Pulse	0.10	3
Ca			1	6988.802	ug/l	0.49	3,629,068.90	2.310E+00	Pulse	0.10	3
Ti			1	18.258	ug/l	0.85	28,097.81	6.272E-02	Pulse	0.10	3
V			1	0.863	ug/l	9.30	17,357.99	3.873E-02	Pulse	0.30	3
Cr			1	9.257	ug/l	1.64	177,661.16	3.965E-01	Pulse	0.10	3
Cr			1	3.903	ug/l	10.05	25,366.95	5.662E-02	Pulse	0.10	3
Mn			1	1062.608	ug/l	0.25	25,868,857.95	5.774E+01	Analog	0.10	3
Fe			1	68725.446	ug/l	1.58	1,390,294,912.62	3.103E+03	Analog	0.10	3
Fe			1	70725.363	ug/l	0.50	33,712,572.00	7.524E+01	Analog	0.10	3
Co			1	3.196	ug/l	0.90	63,185.74	1.410E-01	Pulse	0.10	3
Ni			1	41.899	ug/l	0.92	179,545.81	4.007E-01	Pulse	0.10	3
Ni			1	42.822	ug/l	1.49	27,153.26	6.060E-02	Pulse	0.10	3
Cu			1	18709.065	ug/l	0.57	190,861,223.82	4.260E+02	Analog	0.10	3
Cu			1	18497.144	ug/l	0.49	89,494,822.00	1.997E+02	Analog	0.10	3
Zn			1	1412.472	ug/l	0.15	3,584,425.36	8.000E+00	Pulse	0.10	3
Zn			1	1374.705	ug/l	0.90	539,154.10	1.203E+00	Pulse	0.10	3
Zn			1	1389.266	ug/l	1.14	2,550,044.70	5.691E+00	Pulse	0.10	3
As			1	2.252	ug/l	14.77	18,486.91	4.126E-02	Pulse	0.50	3
Se			1	10.936	ug/l	18.67	4,537.48	1.013E-02	Pulse	0.10	3
Se			1	1.820	ug/l	16.16	14,374.68	3.208E-02	Pulse	1.00	3
Se			1	1.267	ug/l	15.04	14,424.34	3.220E-02	Pulse	1.00	3
Kr			1	86.060	ug/l	38.86	110.00	2.451E-04	Pulse	0.10	3
Sr			1	18.042	ug/l	0.81	482,550.56	2.285E-01	Pulse	0.10	3
Mo			1	1.670	ug/l	3.27	9,086.25	4.302E-03	Pulse	0.10	3
Mo			1	1.661	ug/l	4.96	11,671.36	5.525E-03	Pulse	0.10	3
Mo			1	1.739	ug/l	0.91	6,031.38	2.856E-03	Pulse	0.10	3
Mo			1	1.736	ug/l	1.61	15,453.29	7.318E-03	Pulse	0.10	3
Mo			1	91.422	ug/l	151.92	33.33	1.575E-05	Pulse	0.10	3
Cd			1	14.255	ug/l	7.39	4,167.38	1.866E-03	Pulse	0.10	3
Ag			1	1.998	ug/l	2.53	26,419.51	1.182E-02	Pulse	0.10	3
Cd			1	15.822	ug/l	4.04	3,080.40	1.379E-03	Pulse	0.10	3
Ag			1	1.925	ug/l	2.46	24,346.17	1.089E-02	Pulse	0.10	3

Quantitation Report

Element	Mass	ISTD	Tune	Conc	Units	RSD(%)	CPS	Ratio	Det	Time(sec)	Rep
Cd			1	17.335	ug/l	1.26	46,128.13	2.064E-02	Pulse	0.10	3
Cd			1	21.493	ug/l	1.39	137,165.63	6.137E-02	Pulse	0.10	3
Sn			1	135.950	ug/l	0.68	1,180,777.27	5.284E-01	Pulse	0.10	3
Sb			1	31.401	ug/l	0.63	336,893.46	1.507E-01	Pulse	0.10	3
Sb			1	31.016	ug/l	0.83	259,955.96	1.163E-01	Pulse	0.10	3
Ba			1	25.581	ug/l	1.33	65,723.52	2.940E-02	Pulse	0.10	3
Ba			1	25.875	ug/l	1.43	114,507.50	5.124E-02	Pulse	0.10	3
Tl			1	0.010	ug/l	9.78	230.01	1.238E-04	Pulse	0.10	3
Tl			1	0.006	ug/l	31.16	433.36	2.332E-04	Pulse	0.10	3
Pb			1	469.720	ug/l	0.98	4,099,680.36	2.206E+00	Pulse	0.10	3
Pb			1	450.446	ug/l	0.87	3,476,473.07	1.871E+00	Pulse	0.10	3
Pb			1	453.774	ug/l	0.66	15,982,711.22	8.600E+00	Analog	0.10	3

ISTD Table

Tune	Element	Mass	CPS	RSD(%)	ISTD Recovery%	Det	Time(sec)	Rep
1	Li		1,087,007.10	0.95	106.4	Pulse	0.10	3
1	Sc		1,571,039.82	1.08	109.7	Pulse	0.10	3
1	Ge		328,437.79	1.85	105.7	Pulse	0.10	3
1	Ge		448,036.11	0.83	103.4	Pulse	0.10	3
1	Rh		2,111,761.64	1.00	100.0	Pulse	0.10	3
1	In		2,234,938.84	1.22	102.5	Pulse	0.10	3
1	Tb		3,216,564.22	1.14	104.1	Pulse	0.10	3
1	Ho		318,740.83	0.66	104.4	Pulse	0.10	3
1	Bi		1,858,562.26	0.22	99.3	Pulse	0.10	3

Quantitation Report

File Name 032SMPL.d
File Path C:\Agilent\ICPMH\1\DATA\xa091919w2.b
Method File
Method Path
Acq Time 9/19/2019 12:56
Sample Name jc94988-33
Sample Type Sample
Comment
Prep Dilution 1.000
Auto Dilution N/A
Total Dilution 1.000
Operator Name admin
Acq Mode Spectrum
Cal Title
Cal Type External Calibration
Last Calib 9/20/2019 7:25
Bkg File
Bkg Mode Count Subtraction except for ISTD
Interference File
FQ Blank File
VIS Fit Point to Point

Tune Step	Tune File
1	

FullQuant Table

Element	Mass	ISTD	Tune	Conc	Units	RSD(%)	CPS	Ratio	Det	Time(sec)	Rep
Be			1	-0.012	ug/l	-12.23	13.33	1.264E-05	Pulse	0.10	3
B			1	1807.946	ug/l	1.29	3,788,528.60	3.596E+00	Pulse	0.15	3
Na			1	149232.602	ug/l	1.41	2,951,747,369.35	1.950E+03	Analog	0.10	3
Mg			1	158.250	ug/l	0.44	1,960,256.12	1.295E+00	Pulse	0.10	3
Al			1	5.435	ug/l	2.53	114,282.68	7.549E-02	Pulse	0.10	3
K			1	702.300	ug/l	0.83	13,391,865.63	8.846E+00	Analog	0.10	3
Ca			1	3846.259	ug/l	0.65	119,694.84	7.907E-02	Pulse	0.10	3
Ca			1	3891.440	ug/l	0.11	1,952,947.57	1.290E+00	Pulse	0.10	3
Ti			1	0.490	ug/l	24.50	820.18	1.871E-03	Pulse	0.10	3
V			1	0.337	ug/l	7.60	6,264.54	1.428E-02	Pulse	0.30	3
Cr			1	0.201	ug/l	8.22	11,300.98	2.574E-02	Pulse	0.10	3
Cr			1	-2.720	ug/l	-26.14	10,964.13	2.495E-02	Pulse	0.10	3
Mn			1	22.091	ug/l	1.11	529,454.86	1.206E+00	Pulse	0.10	3
Fe			1	1043.870	ug/l	1.20	21,674,104.68	4.939E+01	Analog	0.10	3
Fe			1	1070.524	ug/l	1.53	523,675.16	1.193E+00	Pulse	0.10	3
Co			1	0.058	ug/l	16.60	1,316.77	3.004E-03	Pulse	0.10	3
Ni			1	1.044	ug/l	10.31	4,650.84	1.061E-02	Pulse	0.10	3
Ni			1	0.800	ug/l	12.62	676.71	1.543E-03	Pulse	0.10	3
Cu			1	206.515	ug/l	1.73	2,067,389.14	4.711E+00	Pulse	0.10	3
Cu			1	203.259	ug/l	1.99	964,934.86	2.199E+00	Pulse	0.10	3
Zn			1	24.668	ug/l	3.34	62,911.58	1.434E-01	Pulse	0.10	3
Zn			1	23.118	ug/l	4.59	9,192.91	2.096E-02	Pulse	0.10	3
Zn			1	24.343	ug/l	2.61	45,019.57	1.026E-01	Pulse	0.10	3
As			1	1.463	ug/l	9.32	16,328.05	3.721E-02	Pulse	0.50	3
Se			1	12.766	ug/l	11.07	4,677.57	1.066E-02	Pulse	0.10	3
Se			1	1.648	ug/l	53.44	14,008.03	3.192E-02	Pulse	1.00	3
Se			1	1.270	ug/l	46.70	14,129.03	3.220E-02	Pulse	1.00	3
Kr			1	56.139	ug/l	29.91	70.00	1.599E-04	Pulse	0.10	3
Sr			1	7.118	ug/l	1.47	186,651.91	9.023E-02	Pulse	0.10	3
Mo			1	1.067	ug/l	2.72	5,727.91	2.769E-03	Pulse	0.10	3
Mo			1	1.047	ug/l	8.66	7,298.58	3.528E-03	Pulse	0.10	3
Mo			1	1.104	ug/l	3.23	3,793.92	1.834E-03	Pulse	0.10	3
Mo			1	1.141	ug/l	1.87	10,052.53	4.859E-03	Pulse	0.10	3
Mo			1	-152.085	ug/l	-35.73	6.67	3.228E-06	Pulse	0.10	3
Cd			1	0.080	ug/l	93.44	63.33	2.875E-05	Pulse	0.10	3
Ag			1	0.014	ug/l	1.56	240.01	1.087E-04	Pulse	0.10	3
Cd			1	1.155	ug/l	137.96	243.52	1.092E-04	Pulse	0.10	3
Ag			1	0.018	ug/l	29.94	273.35	1.239E-04	Pulse	0.10	3

Quantitation Report

Element	Mass	ISTD	Tune	Conc	Units	RSD(%)	CPS	Ratio	Det	Time(sec)	Rep
Cd			1	0.273	ug/l	8.83	763.38	3.456E-04	Pulse	0.10	3
Cd			1	0.348	ug/l	8.05	2,213.57	1.002E-03	Pulse	0.10	3
Sn			1	2.124	ug/l	2.67	20,594.23	9.324E-03	Pulse	0.10	3
Sb			1	16.128	ug/l	0.34	171,565.78	7.769E-02	Pulse	0.10	3
Sb			1	16.063	ug/l	0.41	133,527.27	6.046E-02	Pulse	0.10	3
Ba			1	0.715	ug/l	6.91	1,873.51	8.487E-04	Pulse	0.10	3
Ba			1	0.672	ug/l	2.52	3,000.43	1.359E-03	Pulse	0.10	3
Tl			1	0.005	ug/l	116.48	173.34	9.559E-05	Pulse	0.10	3
Tl			1	0.002	ug/l	111.20	306.68	1.690E-04	Pulse	0.10	3
Pb			1	11.107	ug/l	1.14	95,239.95	5.250E-02	Pulse	0.10	3
Pb			1	10.516	ug/l	1.19	79,809.78	4.399E-02	Pulse	0.10	3
Pb			1	10.764	ug/l	0.68	372,702.79	2.054E-01	Pulse	0.10	3

ISTD Table

Tune	Element	Mass	CPS	RSD(%)	ISTD Recovery%	Det	Time(sec)	Rep
1	Li		1,053,513.69	0.44	103.1	Pulse	0.10	3
1	Sc		1,513,856.02	0.37	105.7	Pulse	0.10	3
1	Ge		313,505.10	1.30	100.9	Pulse	0.10	3
1	Ge		438,891.18	1.55	101.3	Pulse	0.10	3
1	Rh		2,068,643.88	0.28	98.0	Pulse	0.10	3
1	In		2,208,461.60	1.18	101.3	Pulse	0.10	3
1	Tb		3,164,653.50	0.47	102.5	Pulse	0.10	3
1	Ho		310,918.44	1.25	101.9	Pulse	0.10	3
1	Bi		1,814,271.95	0.22	96.9	Pulse	0.10	3

Quantitation Report

File Name 033SMPL.d
File Path C:\Agilent\ICPMH\1\DATA\xa091919w2.b
Method File
Method Path
Acq Time 9/19/2019 13:00
Sample Name mp17344-s1 8
Sample Type Sample
Comment
Prep Dilution 2.000
Auto Dilution N/A
Total Dilution 2.000
Operator Name admin
Acq Mode Spectrum
Cal Title
Cal Type External Calibration
Last Calib 9/20/2019 7:25
Bkg File
Bkg Mode Count Subtraction except for ISTD
Interference File
FQ Blank File
VIS Fit Point to Point

Tune Step	Tune File
1	

FullQuant Table

Element	Mass	ISTD	Tune	Conc	Units	RSD(%)	CPS	Ratio	Det	Time(sec)	Rep
Be			1	71.918	ug/l	2.15	136,091.41	1.332E-01	Pulse	0.10	3
B			1	188.216	ug/l	3.12	210,419.90	2.060E-01	Pulse	0.15	3
Na			1	53986.097	ug/l	0.20	507,947,605.76	3.528E+02	Analog	0.10	3
Mg			1	9086.199	ug/l	0.60	53,283,255.87	3.701E+01	Analog	0.10	3
Al			1	2298.152	ug/l	0.62	16,653,476.42	1.157E+01	Analog	0.10	3
K			1	3823.319	ug/l	1.06	31,631,708.69	2.197E+01	Analog	0.10	3
Ca			1	38370.954	ug/l	0.11	562,745.63	3.909E-01	Pulse	0.10	3
Ca			1	38448.361	ug/l	0.20	9,125,990.28	6.339E+00	Analog	0.10	3
Ti			1	79.599	ug/l	1.25	58,273.56	1.365E-01	Pulse	0.10	3
V			1	84.286	ug/l	0.56	835,629.54	1.957E+00	Pulse	0.30	3
Cr			1	72.690	ug/l	0.53	642,791.72	1.506E+00	Pulse	0.10	3
Cr			1	66.081	ug/l	0.56	83,668.90	1.960E-01	Pulse	0.10	3
Mn			1	127.841	ug/l	1.04	1,485,299.15	3.479E+00	Pulse	0.10	3
Fe			1	4165.079	ug/l	0.97	41,094,979.39	9.625E+01	Analog	0.10	3
Fe			1	4376.433	ug/l	0.24	1,016,784.96	2.382E+00	Pulse	0.10	3
Co			1	72.008	ug/l	0.16	676,278.56	1.584E+00	Pulse	0.10	3
Ni			1	71.773	ug/l	1.26	146,575.03	3.433E-01	Pulse	0.10	3
Ni			1	72.279	ug/l	4.36	21,865.13	5.121E-02	Pulse	0.10	3
Cu			1	133.300	ug/l	0.83	651,866.07	1.527E+00	Pulse	0.10	3
Cu			1	133.469	ug/l	0.55	309,406.62	7.247E-01	Pulse	0.10	3
Zn			1	486.481	ug/l	0.58	589,512.83	1.381E+00	Pulse	0.10	3
Zn			1	476.024	ug/l	2.37	89,196.45	2.089E-01	Pulse	0.10	3
Zn			1	482.271	ug/l	0.13	422,784.94	9.903E-01	Pulse	0.10	3
As			1	74.723	ug/l	3.48	94,596.42	2.216E-01	Pulse	0.50	3
Se			1	178.628	ug/l	4.98	14,033.20	3.287E-02	Pulse	0.10	3
Se			1	184.977	ug/l	1.38	49,622.65	1.162E-01	Pulse	1.00	3
Se			1	187.069	ug/l	1.59	64,503.22	1.511E-01	Pulse	1.00	3
Kr			1	147.899	ug/l	33.07	90.00	2.106E-04	Pulse	0.10	3
Sr			1	228.734	ug/l	0.37	2,981,182.77	1.448E+00	Pulse	0.10	3
Mo			1	70.122	ug/l	0.82	183,615.00	8.917E-02	Pulse	0.10	3
Mo			1	69.441	ug/l	1.38	232,859.81	1.131E-01	Pulse	0.10	3
Mo			1	69.889	ug/l	0.32	115,932.19	5.631E-02	Pulse	0.10	3
Mo			1	69.634	ug/l	0.48	296,462.94	1.440E-01	Pulse	0.10	3
Mo			1	-367.042	ug/l	-29.55	3.33	1.611E-06	Pulse	0.10	3
Cd			1	68.006	ug/l	2.86	9,659.94	4.425E-03	Pulse	0.10	3
Ag			1	71.971	ug/l	1.39	463,949.93	2.125E-01	Pulse	0.10	3
Cd			1	71.172	ug/l	5.88	6,745.00	3.089E-03	Pulse	0.10	3

Quantitation Report

Element	Mass	ISTD	Tune	Conc	Units	RSD(%)	CPS	Ratio	Det	Time(sec)	Rep
Ag			1	71.897	ug/l	0.33	443,216.84	2.030E-01	Pulse	0.10	3
Cd			1	71.824	ug/l	0.84	93,294.90	4.274E-02	Pulse	0.10	3
Cd			1	70.872	ug/l	1.30	220,851.39	1.012E-01	Pulse	0.10	3
Sn			1	77.843	ug/l	1.74	331,848.02	1.520E-01	Pulse	0.10	3
Sb			1	74.096	ug/l	1.03	387,992.43	1.778E-01	Pulse	0.10	3
Sb			1	73.705	ug/l	1.12	301,483.75	1.381E-01	Pulse	0.10	3
Ba			1	149.262	ug/l	2.00	187,129.61	8.573E-02	Pulse	0.10	3
Ba			1	149.532	ug/l	1.63	323,072.14	1.480E-01	Pulse	0.10	3
Tl			1	70.159	ug/l	1.58	378,501.21	1.988E-01	Pulse	0.10	3
Tl			1	70.443	ug/l	1.06	904,129.52	4.748E-01	Pulse	0.10	3
Pb			1	2978.896	ug/l	1.54	13,318,396.88	6.994E+00	Analog	0.10	3
Pb			1	2565.755	ug/l	0.71	10,143,466.51	5.327E+00	Analog	0.10	3
Pb			1	2700.975	ug/l	1.12	48,731,593.85	2.559E+01	Analog	0.10	3

ISTD Table

Tune	Element	Mass	CPS	RSD(%)	ISTD Recovery%	Det	Time(sec)	Rep
1	Li		1,021,395.28	0.54	100.0	Pulse	0.10	3
1	Sc		1,439,696.39	0.24	100.5	Pulse	0.10	3
1	Ge		304,923.02	0.94	98.1	Pulse	0.10	3
1	Ge		426,942.82	0.74	98.6	Pulse	0.10	3
1	Rh		2,059,023.04	0.72	97.5	Pulse	0.10	3
1	In		2,182,813.35	0.59	100.1	Pulse	0.10	3
1	Tb		3,122,767.45	0.93	101.1	Pulse	0.10	3
1	Ho		309,369.71	0.76	101.3	Pulse	0.10	3
1	Bi		1,904,310.18	0.19	101.8	Pulse	0.10	3

Quantitation Report

File Name	034SMPL.d
File Path	C:\Agilent\ICPMH\1\DATA\xa091919w2.b
Method File	
Method Path	
Acq Time	9/19/2019 13:03
Sample Name	CCVA
Sample Type	Sample
Comment	
Prep Dilution	1.000
Auto Dilution	N/A
Total Dilution	1.000
Operator Name	admin
Acq Mode	Spectrum
Cal Title	
Cal Type	External Calibration
Last Calib	9/20/2019 7:25
Bkg File	
Bkg Mode	Count Subtraction except for ISTD
Interference File	
FQ Blank File	
VIS Fit	Point to Point

Tune Step	Tune File
1	

FullQuant Table

Element	Mass	ISTD	Tune	Conc	Units	RSD(%)	CPS	Ratio	Det	Time(sec)	Rep
Be			1	50.942	ug/l	1.44	194,482.10	1.887E-01	Pulse	0.10	3
B			1	125.931	ug/l	1.42	277,149.97	2.690E-01	Pulse	0.15	3
Na			1	5007.406	ug/l	1.24	97,041,538.56	6.558E+01	Analog	0.10	3
Mg			1	5075.599	ug/l	0.76	61,179,600.76	4.135E+01	Analog	0.10	3
Al			1	4822.301	ug/l	1.00	71,731,282.26	4.848E+01	Analog	0.10	3
K			1	5168.882	ug/l	1.22	84,815,665.40	5.732E+01	Analog	0.10	3
Ca			1	5191.777	ug/l	0.81	157,460.91	1.064E-01	Pulse	0.10	3
Ca			1	5204.389	ug/l	0.39	2,548,601.11	1.722E+00	Pulse	0.10	3
Ti			1	50.953	ug/l	1.52	76,483.19	1.747E-01	Pulse	0.10	3
V			1	51.443	ug/l	0.40	1,046,176.20	2.389E+00	Pulse	0.30	3
Cr			1	51.328	ug/l	0.35	927,777.38	2.119E+00	Pulse	0.10	3
Cr			1	51.251	ug/l	1.04	123,932.53	2.831E-01	Pulse	0.10	3
Mn			1	50.947	ug/l	0.71	1,214,609.75	2.774E+00	Pulse	0.10	3
Fe			1	5004.503	ug/l	0.42	99,857,711.85	2.281E+02	Analog	0.10	3
Fe			1	5116.383	ug/l	0.89	2,405,567.52	5.495E+00	Pulse	0.10	3
Co			1	50.975	ug/l	0.36	981,820.25	2.242E+00	Pulse	0.10	3
Ni			1	50.372	ug/l	0.30	210,879.64	4.816E-01	Pulse	0.10	3
Ni			1	50.694	ug/l	1.44	31,380.85	7.167E-02	Pulse	0.10	3
Cu			1	52.052	ug/l	0.88	522,945.37	1.194E+00	Pulse	0.10	3
Cu			1	51.802	ug/l	0.85	246,692.96	5.635E-01	Pulse	0.10	3
Zn			1	51.928	ug/l	0.90	130,342.12	2.977E-01	Pulse	0.10	3
Zn			1	52.512	ug/l	2.31	20,430.08	4.667E-02	Pulse	0.10	3
Zn			1	51.194	ug/l	0.33	93,058.56	2.125E-01	Pulse	0.10	3
As			1	51.811	ug/l	1.61	129,514.01	2.958E-01	Pulse	0.50	3
Se			1	197.113	ug/l	1.26	28,081.67	6.414E-02	Pulse	0.10	3
Se			1	200.691	ug/l	0.30	94,857.14	2.167E-01	Pulse	1.00	3
Se			1	203.819	ug/l	0.47	128,369.75	2.932E-01	Pulse	1.00	3
Kr			1	96.562	ug/l	60.65	120.00	2.750E-04	Pulse	0.10	3
Sr			1	54.411	ug/l	0.29	1,458,842.74	6.889E-01	Pulse	0.10	3
Mo			1	51.872	ug/l	1.68	279,287.82	1.319E-01	Pulse	0.10	3
Mo			1	51.524	ug/l	1.39	355,256.17	1.678E-01	Pulse	0.10	3
Mo			1	51.725	ug/l	1.84	176,409.89	8.332E-02	Pulse	0.10	3
Mo			1	51.693	ug/l	0.57	452,535.41	2.137E-01	Pulse	0.10	3
Mo			1	-63.354	ug/l	-414.12	16.67	7.792E-06	Pulse	0.10	3

Quantitation Report

Element	Mass	ISTD	Tune	Conc	Units	RSD(%)	CPS	Ratio	Det	Time(sec)	Rep
Cd			1	49.299	ug/l	0.55	14,253.46	6.407E-03	Pulse	0.10	3
Ag			1	51.032	ug/l	0.19	670,514.31	3.014E-01	Pulse	0.10	3
Cd			1	52.055	ug/l	1.29	10,043.50	4.515E-03	Pulse	0.10	3
Ag			1	50.940	ug/l	0.86	640,059.40	2.877E-01	Pulse	0.10	3
Cd			1	50.943	ug/l	0.63	134,854.45	6.062E-02	Pulse	0.10	3
Cd			1	50.999	ug/l	1.03	323,940.38	1.456E-01	Pulse	0.10	3
Sn			1	51.852	ug/l	0.46	449,790.25	2.022E-01	Pulse	0.10	3
Sb			1	53.467	ug/l	0.16	570,154.18	2.563E-01	Pulse	0.10	3
Sb			1	52.765	ug/l	0.37	439,492.50	1.976E-01	Pulse	0.10	3
Ba			1	51.541	ug/l	0.37	131,734.81	5.922E-02	Pulse	0.10	3
Ba			1	51.767	ug/l	0.75	227,984.80	1.025E-01	Pulse	0.10	3
Tl			1	51.394	ug/l	0.57	548,260.97	2.912E-01	Pulse	0.10	3
Tl			1	51.842	ug/l	0.63	1,315,737.84	6.988E-01	Pulse	0.10	3
Pb			1	52.207	ug/l	0.54	462,212.42	2.455E-01	Pulse	0.10	3
Pb			1	52.010	ug/l	0.78	407,217.15	2.163E-01	Pulse	0.10	3
Pb			1	52.057	ug/l	0.52	1,860,066.51	9.878E-01	Pulse	0.10	3

ISTD Table

Tune	Element	Mass	CPS	RSD(%)	ISTD Recovery%	Det	Time(sec)	Rep
1	Li		1,030,452.22	0.30	100.9	Pulse	0.10	3
1	Sc		1,479,694.87	0.64	103.3	Pulse	0.10	3
1	Ge		310,987.24	1.72	100.1	Pulse	0.10	3
1	Ge		437,830.06	0.94	101.1	Pulse	0.10	3
1	Rh		2,117,663.09	1.15	100.3	Pulse	0.10	3
1	In		2,224,587.31	0.94	102.0	Pulse	0.10	3
1	Tb		3,181,519.64	1.03	103.0	Pulse	0.10	3
1	Ho		314,129.93	1.49	102.9	Pulse	0.10	3
1	Bi		1,882,969.19	0.68	100.6	Pulse	0.10	3

Quantitation Report

File Name 035SMPL.d
File Path C:\Agilent\ICPMH\1\DATA\xa091919w2.b
Method File
Method Path
Acq Time 9/19/2019 13:06
Sample Name CCB
Sample Type Sample
Comment
Prep Dilution 1.000
Auto Dilution N/A
Total Dilution 1.000
Operator Name admin
Acq Mode Spectrum
Cal Title
Cal Type External Calibration
Last Calib 9/20/2019 7:25
Bkg File
Bkg Mode Count Subtraction except for ISTD
Interference File
FQ Blank File
VIS Fit Point to Point

Tune Step	Tune File
1	

FullQuant Table

Element	Mass	ISTD	Tune	Conc	Units	RSD(%)	CPS	Ratio	Det	Time(sec)	Rep
Be			1	0.001	ug/l	1896.73	60.00	5.917E-05	Pulse	0.10	3
B			1	15.118	ug/l	2.62	50,488.19	4.977E-02	Pulse	0.15	3
Na			1	8.078	ug/l	7.85	387,219.16	2.706E-01	Pulse	0.10	3
Mg			1	1.455	ug/l	29.07	25,411.66	1.777E-02	Pulse	0.10	3
Al			1	1.191	ug/l	20.71	46,996.98	3.285E-02	Pulse	0.10	3
K			1	-9.534	ug/l	-6.04	1,604,197.42	1.121E+00	Pulse	0.10	3
Ca			1	-25.740	ug/l	-18.88	510.03	3.566E-04	Pulse	0.10	3
Ca			1	5.127	ug/l	7.89	14,810.51	1.035E-02	Pulse	0.10	3
Ti			1	-0.022	ug/l	-32.10	50.00	1.169E-04	Pulse	0.10	3
V			1	0.047	ug/l	75.05	348.43	8.060E-04	Pulse	0.30	3
Cr			1	0.039	ug/l	53.61	8,189.03	1.913E-02	Pulse	0.10	3
Cr			1	1.315	ug/l	11.68	18,938.18	4.425E-02	Pulse	0.10	3
Mn			1	0.007	ug/l	111.83	2,843.70	6.642E-03	Pulse	0.10	3
Fe			1	0.761	ug/l	93.06	996,917.85	2.329E+00	Pulse	0.10	3
Fe			1	-1.983	ug/l	-29.14	22,763.13	5.318E-02	Pulse	0.10	3
Co			1	0.006	ug/l	72.40	306.68	7.168E-04	Pulse	0.10	3
Ni			1	0.552	ug/l	1.18	2,530.30	5.912E-03	Pulse	0.10	3
Ni			1	0.567	ug/l	24.64	520.03	1.216E-03	Pulse	0.10	3
Cu			1	1.210	ug/l	3.37	15,788.10	3.688E-02	Pulse	0.10	3
Cu			1	1.249	ug/l	4.26	7,518.66	1.757E-02	Pulse	0.10	3
Zn			1	1.052	ug/l	9.36	4,147.35	9.690E-03	Pulse	0.10	3
Zn			1	0.990	ug/l	25.32	683.38	1.598E-03	Pulse	0.10	3
Zn			1	1.095	ug/l	21.96	3,170.44	7.412E-03	Pulse	0.10	3
As			1	0.200	ug/l	52.78	13,151.44	3.072E-02	Pulse	0.50	3
Se			1	1.429	ug/l	66.85	3,153.77	7.369E-03	Pulse	0.10	3
Se			1	1.113	ug/l	28.52	13,451.89	3.143E-02	Pulse	1.00	3
Se			1	0.735	ug/l	34.70	13,487.22	3.151E-02	Pulse	1.00	3
Kr			1	71.114	ug/l	7.28	86.67	2.025E-04	Pulse	0.10	3
Sr			1	0.019	ug/l	5.71	773.38	3.702E-04	Pulse	0.10	3
Mo			1	0.045	ug/l	70.26	356.68	1.707E-04	Pulse	0.10	3
Mo			1	0.055	ug/l	23.89	626.70	3.000E-04	Pulse	0.10	3
Mo			1	0.038	ug/l	19.55	246.68	1.181E-04	Pulse	0.10	3

Quantitation Report

Element	Mass	ISTD	Tune	Conc	Units	RSD(%)	CPS	Ratio	Det	Time(sec)	Rep
Mo			1	0.044	ug/l	44.99	685.18	3.280E-04	Pulse	0.10	3
Mo			1	95.134	ug/l	225.17	33.33	1.595E-05	Pulse	0.10	3
Cd			1	-0.095	ug/l	-56.80	13.33	6.106E-06	Pulse	0.10	3
Ag			1	0.009	ug/l	52.04	173.34	7.975E-05	Pulse	0.10	3
Cd			1	0.054	ug/l	199.88	30.00	1.383E-05	Pulse	0.10	3
Ag			1	0.011	ug/l	76.28	176.67	8.139E-05	Pulse	0.10	3
Cd			1	-0.003	ug/l	-256.30	36.67	1.682E-05	Pulse	0.10	3
Cd			1	0.027	ug/l	15.39	186.68	8.579E-05	Pulse	0.10	3
Sn			1	0.056	ug/l	23.08	2,833.71	1.302E-03	Pulse	0.10	3
Sb			1	-0.022	ug/l	-35.20	943.40	4.332E-04	Pulse	0.10	3
Sb			1	-0.031	ug/l	-38.87	740.05	3.397E-04	Pulse	0.10	3
Ba			1	0.003	ug/l	302.58	66.67	3.059E-05	Pulse	0.10	3
Ba			1	0.015	ug/l	49.82	123.34	5.670E-05	Pulse	0.10	3
Tl			1	0.017	ug/l	65.12	303.35	1.630E-04	Pulse	0.10	3
Tl			1	0.021	ug/l	29.76	796.72	4.288E-04	Pulse	0.10	3
Pb			1	0.169	ug/l	3.86	2,113.57	1.137E-03	Pulse	0.10	3
Pb			1	0.123	ug/l	31.31	1,556.81	8.382E-04	Pulse	0.10	3
Pb			1	0.140	ug/l	15.23	7,674.41	4.130E-03	Pulse	0.10	3

ISTD Table

Tune	Element	Mass	CPS	RSD(%)	ISTD Recovery%	Det	Time(sec)	Rep
1	Li		1,014,529.20	0.37	99.3	Pulse	0.10	3
1	Sc		1,430,939.35	0.38	99.9	Pulse	0.10	3
1	Ge		305,931.85	0.49	98.4	Pulse	0.10	3
1	Ge		428,040.62	0.76	98.8	Pulse	0.10	3
1	Rh		2,088,932.78	0.20	99.0	Pulse	0.10	3
1	In		2,177,055.56	0.81	99.8	Pulse	0.10	3
1	Tb		3,074,064.64	1.23	99.5	Pulse	0.10	3
1	Ho		304,756.46	1.06	99.8	Pulse	0.10	3
1	Bi		1,859,692.58	1.04	99.4	Pulse	0.10	3

Quantitation Report

File Name 036SMPL.d
File Path C:\Agilent\ICPMH\1\DATA\xa091919w2.b
Method File
Method Path
Acq Time 9/19/2019 13:10
Sample Name mp17344-s1
Sample Type Sample
Comment
Prep Dilution 50.000
Auto Dilution N/A
Total Dilution 50.000
Operator Name admin
Acq Mode Spectrum
Cal Title
Cal Type External Calibration
Last Calib 9/20/2019 7:25
Bkg File
Bkg Mode Count Subtraction except for ISTD
Interference File
FQ Blank File
VIS Fit Point to Point

Tune Step	Tune File
1	

FullQuant Table

Element	Mass	ISTD	Tune	Conc	Units	RSD(%)	CPS	Ratio	Det	Time(sec)	Rep
Be			1	69.559	ug/l	6.13	5,407.74	5.210E-03	Pulse	0.10	3
B			1	701.311	ug/l	2.32	49,396.26	4.760E-02	Pulse	0.15	3
Na			1	54175.356	ug/l	0.88	21,111,385.52	1.432E+01	Analog	0.10	3
Mg			1	9055.711	ug/l	1.10	2,183,431.27	1.481E+00	Pulse	0.10	3
Al			1	2305.860	ug/l	0.17	713,991.45	4.843E-01	Pulse	0.10	3
K			1	3261.779	ug/l	2.46	2,848,903.29	1.933E+00	Pulse	0.10	3
Ca			1	37691.727	ug/l	4.10	23,884.63	1.620E-02	Pulse	0.10	3
Ca			1	38398.355	ug/l	0.78	385,563.54	2.615E-01	Pulse	0.10	3
Ti			1	70.600	ug/l	5.52	2,210.24	5.028E-03	Pulse	0.10	3
V			1	88.550	ug/l	4.03	35,575.68	8.093E-02	Pulse	0.30	3
Cr			1	72.399	ug/l	2.61	33,755.48	7.681E-02	Pulse	0.10	3
Cr			1	123.015	ug/l	16.71	21,848.55	4.972E-02	Pulse	0.10	3
Mn			1	127.371	ug/l	2.25	63,573.18	1.447E-01	Pulse	0.10	3
Fe			1	4134.927	ug/l	1.10	2,648,230.48	6.026E+00	Pulse	0.10	3
Fe			1	4241.676	ug/l	1.71	63,934.65	1.455E-01	Pulse	0.10	3
Co			1	73.495	ug/l	1.96	28,605.82	6.509E-02	Pulse	0.10	3
Ni			1	71.047	ug/l	2.25	6,244.76	1.421E-02	Pulse	0.10	3
Ni			1	75.729	ug/l	12.51	1,120.09	2.547E-03	Pulse	0.10	3
Cu			1	146.219	ug/l	0.79	33,367.98	7.592E-02	Pulse	0.10	3
Cu			1	149.367	ug/l	4.78	15,971.65	3.633E-02	Pulse	0.10	3
Zn			1	499.034	ug/l	4.55	26,472.07	6.024E-02	Pulse	0.10	3
Zn			1	502.142	ug/l	6.91	4,184.03	9.517E-03	Pulse	0.10	3
Zn			1	501.009	ug/l	0.19	19,318.63	4.396E-02	Pulse	0.10	3
As			1	72.042	ug/l	4.58	16,303.34	3.710E-02	Pulse	0.50	3
Se			1	293.387	ug/l	13.89	3,803.93	8.656E-03	Pulse	0.10	3
Se			1	211.317	ug/l	5.27	15,081.65	3.432E-02	Pulse	1.00	3
Se			1	199.638	ug/l	5.73	15,692.66	3.571E-02	Pulse	1.00	3
Kr			1	5455.792	ug/l	17.94	136.67	3.108E-04	Pulse	0.10	3
Sr			1	219.946	ug/l	1.37	120,364.55	5.581E-02	Pulse	0.10	3
Mo			1	73.089	ug/l	3.04	8,135.70	3.772E-03	Pulse	0.10	3
Mo			1	67.693	ug/l	4.59	9,759.97	4.525E-03	Pulse	0.10	3
Mo			1	74.826	ug/l	1.98	5,317.76	2.466E-03	Pulse	0.10	3
Mo			1	71.060	ug/l	3.07	12,975.28	6.017E-03	Pulse	0.10	3
Mo			1	-9242.474	ug/l	-28.09	3.33	1.542E-06	Pulse	0.10	3
Cd			1	67.228	ug/l	5.05	430.02	1.926E-04	Pulse	0.10	3
Ag			1	71.902	ug/l	3.10	19,018.73	8.519E-03	Pulse	0.10	3
Cd			1	71.475	ug/l	7.94	296.68	1.329E-04	Pulse	0.10	3

Quantitation Report

Element	Mass	ISTD	Tune	Conc	Units	RSD(%)	CPS	Ratio	Det	Time(sec)	Rep
Ag			1	73.673	ug/l	3.44	18,624.96	8.342E-03	Pulse	0.10	3
Cd			1	71.506	ug/l	5.61	3,843.98	1.722E-03	Pulse	0.10	3
Cd			1	72.650	ug/l	3.92	9,279.74	4.156E-03	Pulse	0.10	3
Sn			1	78.918	ug/l	3.32	16,088.94	7.206E-03	Pulse	0.10	3
Sb			1	72.164	ug/l	1.59	16,616.08	7.442E-03	Pulse	0.10	3
Sb			1	72.674	ug/l	1.18	13,142.55	5.887E-03	Pulse	0.10	3
Ba			1	144.712	ug/l	2.30	7,482.08	3.351E-03	Pulse	0.10	3
Ba			1	146.007	ug/l	2.17	12,965.85	5.808E-03	Pulse	0.10	3
Tl			1	72.505	ug/l	1.70	15,822.34	8.281E-03	Pulse	0.10	3
Tl			1	73.676	ug/l	3.31	38,210.17	2.000E-02	Pulse	0.10	3
Pb			1	2989.833	ug/l	1.39	537,009.65	2.811E-01	Pulse	0.10	3
Pb			1	2580.209	ug/l	0.85	409,931.80	2.146E-01	Pulse	0.10	3
Pb			1	2734.309	ug/l	0.70	1,982,337.20	1.038E+00	Pulse	0.10	3

ISTD Table

Tune	Element	Mass	CPS	RSD(%)	ISTD Recovery%	Det	Time(sec)	Rep
1	Li		1,037,699.29	0.99	101.6	Pulse	0.10	3
1	Sc		1,474,295.66	1.22	102.9	Pulse	0.10	3
1	Ge		317,982.57	1.04	102.3	Pulse	0.10	3
1	Ge		439,493.12	0.96	101.5	Pulse	0.10	3
1	Rh		2,156,640.70	0.20	102.2	Pulse	0.10	3
1	In		2,232,561.02	0.40	102.4	Pulse	0.10	3
1	Tb		3,156,948.60	0.89	102.2	Pulse	0.10	3
1	Ho		313,079.30	0.86	102.6	Pulse	0.10	3
1	Bi		1,910,466.22	0.85	102.1	Pulse	0.10	3

Quantitation Report

File Name 037SMPL.d
File Path C:\Agilent\ICPMH\1\DATA\xa091919w2.b
Method File
Method Path
Acq Time 9/19/2019 13:13
Sample Name mp17344-s2
Sample Type Sample
Comment
Prep Dilution 2.000
Auto Dilution N/A
Total Dilution 2.000
Operator Name admin
Acq Mode Spectrum
Cal Title
Cal Type External Calibration
Last Calib 9/20/2019 7:25
Bkg File
Bkg Mode Count Subtraction except for ISTD
Interference File
FQ Blank File
VIS Fit Point to Point

Tune Step	Tune File
1	

FullQuant Table

Element	Mass	ISTD	Tune	Conc	Units	RSD(%)	CPS	Ratio	Det	Time(sec)	Rep
Be			1	72.425	ug/l	1.16	137,297.43	1.342E-01	Pulse	0.10	3
B			1	134.540	ug/l	0.51	156,477.75	1.529E-01	Pulse	0.15	3
Na			1	54171.881	ug/l	0.84	509,312,352.41	3.540E+02	Analog	0.10	3
Mg			1	9199.048	ug/l	0.68	53,904,679.20	3.747E+01	Analog	0.10	3
Al			1	2325.735	ug/l	0.62	16,840,402.25	1.171E+01	Analog	0.10	3
K			1	3855.883	ug/l	1.35	31,860,811.19	2.215E+01	Analog	0.10	3
Ca			1	38401.237	ug/l	0.74	562,758.06	3.912E-01	Pulse	0.10	3
Ca			1	38624.214	ug/l	0.81	9,161,254.45	6.368E+00	Analog	0.10	3
Ti			1	74.787	ug/l	1.10	55,042.45	1.282E-01	Pulse	0.10	3
V			1	83.442	ug/l	0.78	831,653.34	1.938E+00	Pulse	0.30	3
Cr			1	72.439	ug/l	1.02	644,028.44	1.500E+00	Pulse	0.10	3
Cr			1	66.705	ug/l	1.55	84,743.86	1.975E-01	Pulse	0.10	3
Mn			1	127.436	ug/l	0.74	1,488,444.51	3.468E+00	Pulse	0.10	3
Fe			1	4170.747	ug/l	0.32	41,365,068.55	9.638E+01	Analog	0.10	3
Fe			1	4340.438	ug/l	1.09	1,013,947.77	2.362E+00	Pulse	0.10	3
Co			1	71.594	ug/l	0.51	675,936.11	1.575E+00	Pulse	0.10	3
Ni			1	70.858	ug/l	0.89	145,471.54	3.390E-01	Pulse	0.10	3
Ni			1	73.150	ug/l	1.72	22,242.54	5.182E-02	Pulse	0.10	3
Cu			1	129.095	ug/l	0.42	634,786.33	1.479E+00	Pulse	0.10	3
Cu			1	127.642	ug/l	1.28	297,527.34	6.932E-01	Pulse	0.10	3
Zn			1	468.185	ug/l	0.36	570,407.08	1.329E+00	Pulse	0.10	3
Zn			1	456.783	ug/l	0.62	86,066.23	2.005E-01	Pulse	0.10	3
Zn			1	462.843	ug/l	0.71	407,939.08	9.505E-01	Pulse	0.10	3
As			1	74.867	ug/l	2.21	95,252.86	2.220E-01	Pulse	0.50	3
Se			1	177.275	ug/l	2.48	14,023.26	3.267E-02	Pulse	0.10	3
Se			1	186.794	ug/l	1.06	50,248.84	1.171E-01	Pulse	1.00	3
Se			1	189.215	ug/l	1.04	65,440.37	1.525E-01	Pulse	1.00	3
Kr			1	163.902	ug/l	27.27	100.00	2.334E-04	Pulse	0.10	3
Sr			1	226.787	ug/l	0.67	2,959,286.52	1.436E+00	Pulse	0.10	3
Mo			1	73.171	ug/l	1.07	191,822.28	9.305E-02	Pulse	0.10	3
Mo			1	73.951	ug/l	2.00	248,272.61	1.204E-01	Pulse	0.10	3
Mo			1	74.155	ug/l	1.86	123,141.83	5.974E-02	Pulse	0.10	3
Mo			1	73.750	ug/l	0.38	314,338.00	1.525E-01	Pulse	0.10	3
Mo			1	71.729	ug/l	542.65	26.67	1.290E-05	Pulse	0.10	3
Cd			1	68.755	ug/l	6.89	9,783.46	4.474E-03	Pulse	0.10	3
Ag			1	71.334	ug/l	0.81	460,701.58	2.107E-01	Pulse	0.10	3
Cd			1	73.659	ug/l	3.54	6,991.82	3.197E-03	Pulse	0.10	3

Quantitation Report

Element	Mass	ISTD	Tune	Conc	Units	RSD(%)	CPS	Ratio	Det	Time(sec)	Rep
Ag			1	71.264	ug/l	1.14	440,126.67	2.013E-01	Pulse	0.10	3
Cd			1	70.691	ug/l	0.77	91,993.98	4.207E-02	Pulse	0.10	3
Cd			1	70.361	ug/l	0.55	219,674.11	1.005E-01	Pulse	0.10	3
Sn			1	79.464	ug/l	0.66	339,358.30	1.552E-01	Pulse	0.10	3
Sb			1	76.239	ug/l	0.22	399,935.51	1.829E-01	Pulse	0.10	3
Sb			1	75.674	ug/l	0.52	310,093.87	1.418E-01	Pulse	0.10	3
Ba			1	149.863	ug/l	0.34	188,239.40	8.608E-02	Pulse	0.10	3
Ba			1	150.075	ug/l	1.18	324,848.43	1.485E-01	Pulse	0.10	3
Tl			1	69.731	ug/l	0.94	382,598.44	1.976E-01	Pulse	0.10	3
Tl			1	70.448	ug/l	1.08	919,574.31	4.748E-01	Pulse	0.10	3
Pb			1	2974.779	ug/l	0.53	13,526,724.38	6.984E+00	Analog	0.10	3
Pb			1	2563.254	ug/l	0.97	10,306,244.85	5.321E+00	Analog	0.10	3
Pb			1	2706.213	ug/l	0.67	49,658,407.18	2.564E+01	Analog	0.10	3

ISTD Table

Tune	Element	Mass	CPS	RSD(%)	ISTD Recovery%	Det	Time(sec)	Rep
1	Li		1,023,222.27	0.16	100.2	Pulse	0.10	3
1	Sc		1,438,639.15	0.74	100.4	Pulse	0.10	3
1	Ge		303,572.82	1.29	97.7	Pulse	0.10	3
1	Ge		429,203.28	0.98	99.1	Pulse	0.10	3
1	Rh		2,061,450.18	0.71	97.7	Pulse	0.10	3
1	In		2,186,849.83	0.20	100.3	Pulse	0.10	3
1	Tb		3,157,606.41	1.05	102.2	Pulse	0.10	3
1	Ho		315,186.96	0.39	103.3	Pulse	0.10	3
1	Bi		1,936,776.01	0.76	103.5	Pulse	0.10	3

Quantitation Report

File Name 038SMPL.d
File Path C:\Agilent\ICPMH\1\DATA\xa091919w2.b
Method File
Method Path
Acq Time 9/19/2019 13:17
Sample Name mp17344-s2
Sample Type Sample
Comment
Prep Dilution 50.000
Auto Dilution N/A
Total Dilution 50.000
Operator Name admin
Acq Mode Spectrum
Cal Title
Cal Type External Calibration
Last Calib 9/20/2019 7:25
Bkg File
Bkg Mode Count Subtraction except for ISTD
Interference File
FQ Blank File
VIS Fit Point to Point

Tune Step	Tune File
1	

FullQuant Table

Element	Mass	ISTD	Tune	Conc	Units	RSD(%)	CPS	Ratio	Det	Time(sec)	Rep
Be			1	68.425	ug/l	3.64	5,234.36	5.126E-03	Pulse	0.10	3
B			1	455.253	ug/l	1.86	38,673.23	3.787E-02	Pulse	0.15	3
Na			1	55630.507	ug/l	0.92	21,116,770.10	1.470E+01	Analog	0.10	3
Mg			1	9312.420	ug/l	0.53	2,187,597.05	1.523E+00	Pulse	0.10	3
Al			1	2336.289	ug/l	1.20	704,432.83	4.904E-01	Pulse	0.10	3
K			1	3342.227	ug/l	1.92	2,801,037.56	1.950E+00	Pulse	0.10	3
Ca			1	38047.414	ug/l	1.91	23,483.89	1.635E-02	Pulse	0.10	3
Ca			1	38960.048	ug/l	1.04	381,000.83	2.652E-01	Pulse	0.10	3
Ti			1	82.997	ug/l	4.60	2,510.29	5.877E-03	Pulse	0.10	3
V			1	81.780	ug/l	1.53	31,889.32	7.463E-02	Pulse	0.30	3
Cr			1	71.562	ug/l	3.92	32,519.69	7.612E-02	Pulse	0.10	3
Cr			1	26.852	ug/l	27.00	17,312.96	4.053E-02	Pulse	0.10	3
Mn			1	129.668	ug/l	1.31	62,870.64	1.472E-01	Pulse	0.10	3
Fe			1	4223.786	ug/l	1.56	2,608,623.87	6.106E+00	Pulse	0.10	3
Fe			1	4223.980	ug/l	1.73	61,994.06	1.451E-01	Pulse	0.10	3
Co			1	73.347	ug/l	2.73	27,750.94	6.496E-02	Pulse	0.10	3
Ni			1	73.127	ug/l	6.44	6,238.14	1.460E-02	Pulse	0.10	3
Ni			1	76.707	ug/l	11.50	1,100.08	2.575E-03	Pulse	0.10	3
Cu			1	141.917	ug/l	1.68	31,601.24	7.396E-02	Pulse	0.10	3
Cu			1	140.925	ug/l	2.96	14,743.76	3.451E-02	Pulse	0.10	3
Zn			1	496.040	ug/l	3.33	25,590.89	5.990E-02	Pulse	0.10	3
Zn			1	480.356	ug/l	5.71	3,903.93	9.135E-03	Pulse	0.10	3
Zn			1	505.089	ug/l	3.66	18,921.56	4.429E-02	Pulse	0.10	3
As			1	83.092	ug/l	37.96	16,334.08	3.823E-02	Pulse	0.50	3
Se			1	77.859	ug/l	177.32	3,163.77	7.406E-03	Pulse	0.10	3
Se			1	229.332	ug/l	10.63	14,804.07	3.465E-02	Pulse	1.00	3
Se			1	216.633	ug/l	6.69	15,442.41	3.615E-02	Pulse	1.00	3
Kr			1	4518.917	ug/l	41.41	110.01	2.574E-04	Pulse	0.10	3
Sr			1	219.582	ug/l	0.34	117,265.33	5.572E-02	Pulse	0.10	3
Mo			1	74.554	ug/l	4.69	8,095.68	3.847E-03	Pulse	0.10	3
Mo			1	66.463	ug/l	3.03	9,356.49	4.445E-03	Pulse	0.10	3
Mo			1	73.745	ug/l	6.48	5,117.68	2.431E-03	Pulse	0.10	3
Mo			1	73.725	ug/l	3.04	13,125.91	6.237E-03	Pulse	0.10	3
Mo			1	-10741.429	ug/l	0.00	0.00	0.000E+00	Pulse	0.10	3
Cd			1	58.801	ug/l	7.68	376.69	1.708E-04	Pulse	0.10	3
Ag			1	72.306	ug/l	3.49	18,888.47	8.567E-03	Pulse	0.10	3
Cd			1	58.413	ug/l	17.97	243.35	1.103E-04	Pulse	0.10	3

Quantitation Report

Element	Mass	ISTD	Tune	Conc	Units	RSD(%)	CPS	Ratio	Det	Time(sec)	Rep
Ag			1	73.172	ug/l	4.49	18,264.62	8.286E-03	Pulse	0.10	3
Cd			1	70.436	ug/l	14.54	3,740.58	1.696E-03	Pulse	0.10	3
Cd			1	70.923	ug/l	2.43	8,946.17	4.058E-03	Pulse	0.10	3
Sn			1	80.227	ug/l	1.73	16,112.31	7.308E-03	Pulse	0.10	3
Sb			1	80.622	ug/l	1.30	18,197.85	8.252E-03	Pulse	0.10	3
Sb			1	78.510	ug/l	2.36	13,940.07	6.323E-03	Pulse	0.10	3
Ba			1	153.662	ug/l	3.17	7,842.27	3.557E-03	Pulse	0.10	3
Ba			1	148.474	ug/l	0.69	13,022.56	5.905E-03	Pulse	0.10	3
Tl			1	71.854	ug/l	0.72	15,612.19	8.208E-03	Pulse	0.10	3
Tl			1	72.254	ug/l	2.59	37,324.89	1.962E-02	Pulse	0.10	3
Pb			1	3032.522	ug/l	0.37	542,355.28	2.851E-01	Pulse	0.10	3
Pb			1	2640.028	ug/l	0.79	417,619.51	2.195E-01	Pulse	0.10	3
Pb			1	2786.819	ug/l	0.51	2,011,681.44	1.058E+00	Pulse	0.10	3

ISTD Table

Tune	Element	Mass	CPS	RSD(%)	ISTD Recovery%	Det	Time(sec)	Rep
1	Li		1,021,217.55	0.39	100.0	Pulse	0.10	3
1	Sc		1,436,450.65	0.18	100.3	Pulse	0.10	3
1	Ge		308,713.00	0.24	99.3	Pulse	0.10	3
1	Ge		427,242.44	0.85	98.6	Pulse	0.10	3
1	Rh		2,104,584.60	0.93	99.7	Pulse	0.10	3
1	In		2,205,138.28	1.42	101.1	Pulse	0.10	3
1	Tb		3,140,438.50	0.82	101.7	Pulse	0.10	3
1	Ho		310,235.41	0.68	101.6	Pulse	0.10	3
1	Bi		1,902,210.03	0.39	101.6	Pulse	0.10	3

Quantitation Report

File Name 039SMPL.d
File Path C:\Agilent\ICPMH\1\DATA\xa091919w2.b
Method File
Method Path
Acq Time 9/19/2019 13:20
Sample Name jc94737-5
Sample Type Sample
Comment
Prep Dilution 50.000
Auto Dilution N/A
Total Dilution 50.000
Operator Name admin
Acq Mode Spectrum
Cal Title
Cal Type External Calibration
Last Calib 9/20/2019 7:25
Bkg File
Bkg Mode Count Subtraction except for ISTD
Interference File
FQ Blank File
VIS Fit Point to Point

Tune Step	Tune File
1	

FullQuant Table

Element	Mass	ISTD	Tune	Conc	Units	RSD(%)	CPS	Ratio	Det	Time(sec)	Rep
Be			1	-0.592	ug/l	-12.64	13.33	1.301E-05	Pulse	0.10	3
B			1	307.599	ug/l	10.78	32,774.17	3.203E-02	Pulse	0.15	3
Na			1	52031.714	ug/l	0.52	19,805,805.96	1.376E+01	Analog	0.10	3
Mg			1	7114.103	ug/l	0.96	1,676,430.55	1.165E+00	Pulse	0.10	3
Al			1	559.214	ug/l	0.27	191,811.21	1.333E-01	Pulse	0.10	3
K			1	1306.291	ug/l	3.23	2,170,501.74	1.508E+00	Pulse	0.10	3
Ca			1	35310.773	ug/l	3.46	21,931.81	1.524E-02	Pulse	0.10	3
Ca			1	35917.416	ug/l	0.45	352,908.65	2.452E-01	Pulse	0.10	3
Ti			1	3.935	ug/l	24.74	200.01	4.620E-04	Pulse	0.10	3
V			1	13.278	ug/l	3.12	4,745.23	1.096E-02	Pulse	0.30	3
Cr			1	-0.649	ug/l	-122.07	7,355.27	1.699E-02	Pulse	0.10	3
Cr			1	-53.892	ug/l	-15.92	14,193.35	3.280E-02	Pulse	0.10	3
Mn			1	53.616	ug/l	6.15	27,907.79	6.452E-02	Pulse	0.10	3
Fe			1	2132.622	ug/l	3.81	1,825,719.66	4.219E+00	Pulse	0.10	3
Fe			1	2106.218	ug/l	8.97	43,291.22	1.001E-01	Pulse	0.10	3
Co			1	0.098	ug/l	114.72	226.68	5.229E-04	Pulse	0.10	3
Ni			1	1.090	ug/l	74.78	366.68	8.467E-04	Pulse	0.10	3
Ni			1	9.589	ug/l	97.60	296.68	6.883E-04	Pulse	0.10	3
Cu			1	61.690	ug/l	4.74	16,195.24	3.743E-02	Pulse	0.10	3
Cu			1	61.607	ug/l	6.82	7,522.04	1.738E-02	Pulse	0.10	3
Zn			1	643.588	ug/l	1.36	33,151.08	7.660E-02	Pulse	0.10	3
Zn			1	677.960	ug/l	8.19	5,451.15	1.259E-02	Pulse	0.10	3
Zn			1	647.834	ug/l	2.62	24,221.97	5.598E-02	Pulse	0.10	3
As			1	-0.696	ug/l	-2108.15	12,815.15	2.962E-02	Pulse	0.50	3
Se			1	-111.571	ug/l	-44.97	2,730.34	6.307E-03	Pulse	0.10	3
Se			1	14.258	ug/l	224.25	13,266.73	3.066E-02	Pulse	1.00	3
Se			1	3.879	ug/l	558.99	13,268.39	3.066E-02	Pulse	1.00	3
Kr			1	4058.642	ug/l	10.57	100.00	2.312E-04	Pulse	0.10	3
Sr			1	142.190	ug/l	1.04	76,251.60	3.613E-02	Pulse	0.10	3
Mo			1	0.963	ug/l	91.12	223.35	1.058E-04	Pulse	0.10	3
Mo			1	1.649	ug/l	76.13	480.02	2.273E-04	Pulse	0.10	3
Mo			1	0.342	ug/l	171.42	143.34	6.785E-05	Pulse	0.10	3
Mo			1	0.153	ug/l	53.15	333.35	1.579E-04	Pulse	0.10	3
Mo			1	-10741.429	ug/l	0.00	0.00	0.000E+00	Pulse	0.10	3
Cd			1	-3.006	ug/l	-88.03	23.33	1.057E-05	Pulse	0.10	3
Ag			1	0.146	ug/l	41.55	96.67	4.391E-05	Pulse	0.10	3
Cd			1	-2.669	ug/l	-98.56	10.00	4.554E-06	Pulse	0.10	3

Quantitation Report

Element	Mass	ISTD	Tune	Conc	Units	RSD(%)	CPS	Ratio	Det	Time(sec)	Rep
Ag			1	0.150	ug/l	68.28	83.33	3.786E-05	Pulse	0.10	3
Cd			1	-0.608	ug/l	-48.09	13.33	6.058E-06	Pulse	0.10	3
Cd			1	0.659	ug/l	36.31	100.00	4.539E-05	Pulse	0.10	3
Sn			1	5.527	ug/l	1.19	3,333.84	1.513E-03	Pulse	0.10	3
Sb			1	-3.826	ug/l	-11.84	380.02	1.725E-04	Pulse	0.10	3
Sb			1	-4.399	ug/l	-4.05	283.35	1.286E-04	Pulse	0.10	3
Ba			1	74.591	ug/l	8.80	3,833.95	1.741E-03	Pulse	0.10	3
Ba			1	75.625	ug/l	6.14	6,655.03	3.022E-03	Pulse	0.10	3
Tl			1	-0.090	ug/l	-255.20	110.01	5.745E-05	Pulse	0.10	3
Tl			1	-0.028	ug/l	-747.55	266.68	1.393E-04	Pulse	0.10	3
Pb			1	2856.465	ug/l	0.42	513,958.26	2.686E-01	Pulse	0.10	3
Pb			1	2475.353	ug/l	0.62	393,957.56	2.059E-01	Pulse	0.10	3
Pb			1	2614.047	ug/l	0.48	1,898,427.50	9.921E-01	Pulse	0.10	3

ISTD Table

Tune	Element	Mass	CPS	RSD(%)	ISTD Recovery%	Det	Time(sec)	Rep
1	Li		1,023,372.95	0.59	100.2	Pulse	0.10	3
1	Sc		1,439,289.14	0.78	100.5	Pulse	0.10	3
1	Ge		308,661.95	0.16	99.3	Pulse	0.10	3
1	Ge		432,811.73	1.79	99.9	Pulse	0.10	3
1	Rh		2,110,635.60	0.51	100.0	Pulse	0.10	3
1	In		2,203,005.24	0.56	101.0	Pulse	0.10	3
1	Tb		3,128,571.20	0.16	101.3	Pulse	0.10	3
1	Ho		308,263.32	1.00	101.0	Pulse	0.10	3
1	Bi		1,913,560.13	0.23	102.2	Pulse	0.10	3

Quantitation Report

File Name 040SMPL.d
File Path C:\Agilent\ICPMH\1\DATA\xa091919w2.b
Method File
Method Path
Acq Time 9/19/2019 13:24
Sample Name mp17344-s3 1
Sample Type Sample
Comment
Prep Dilution 25.000
Auto Dilution N/A
Total Dilution 25.000
Operator Name admin
Acq Mode Spectrum
Cal Title
Cal Type External Calibration
Last Calib 9/20/2019 7:25
Bkg File
Bkg Mode Count Subtraction except for ISTD
Interference File
FQ Blank File
VIS Fit Point to Point

Tune Step	Tune File
1	

FullQuant Table

Element	Mass	ISTD	Tune	Conc	Units	RSD(%)	CPS	Ratio	Det	Time(sec)	Rep
Be			1	71.992	ug/l	5.17	11,074.04	1.072E-02	Pulse	0.10	3
B			1	166.338	ug/l	1.59	34,096.76	3.302E-02	Pulse	0.15	3
Na			1	26200.682	ug/l	0.55	19,946,090.12	1.386E+01	Analog	0.10	3
Mg			1	5003.454	ug/l	0.41	2,354,917.88	1.636E+00	Pulse	0.10	3
Al			1	2038.769	ug/l	0.66	1,209,556.68	8.403E-01	Pulse	0.10	3
K			1	2439.282	ug/l	0.64	3,286,714.95	2.283E+00	Pulse	0.10	3
Ca			1	13412.057	ug/l	4.81	16,966.01	1.179E-02	Pulse	0.10	3
Ca			1	14232.315	ug/l	0.68	282,291.29	1.961E-01	Pulse	0.10	3
Ti			1	80.452	ug/l	6.07	4,827.55	1.121E-02	Pulse	0.10	3
V			1	73.601	ug/l	1.76	58,326.32	1.354E-01	Pulse	0.30	3
Cr			1	72.841	ug/l	0.33	58,919.10	1.368E-01	Pulse	0.10	3
Cr			1	26.657	ug/l	11.61	18,540.97	4.306E-02	Pulse	0.10	3
Mn			1	133.948	ug/l	0.96	128,054.01	2.974E-01	Pulse	0.10	3
Fe			1	47345.774	ug/l	0.56	37,782,106.94	8.774E+01	Analog	0.10	3
Fe			1	47905.718	ug/l	0.12	901,101.78	2.092E+00	Pulse	0.10	3
Co			1	72.631	ug/l	1.36	55,213.50	1.282E-01	Pulse	0.10	3
Ni			1	103.356	ug/l	2.66	17,276.35	4.012E-02	Pulse	0.10	3
Ni			1	103.065	ug/l	8.68	2,676.98	6.213E-03	Pulse	0.10	3
Cu			1	1515.054	ug/l	0.66	598,224.36	1.389E+00	Pulse	0.10	3
Cu			1	1509.335	ug/l	0.61	282,506.15	6.560E-01	Pulse	0.10	3
Zn			1	450.417	ug/l	0.85	45,530.77	1.057E-01	Pulse	0.10	3
Zn			1	427.122	ug/l	1.16	6,751.68	1.568E-02	Pulse	0.10	3
Zn			1	439.139	ug/l	2.98	32,229.33	7.485E-02	Pulse	0.10	3
As			1	70.729	ug/l	5.87	19,045.53	4.423E-02	Pulse	0.50	3
Se			1	126.592	ug/l	38.08	3,627.22	8.423E-03	Pulse	0.10	3
Se			1	189.792	ug/l	4.76	16,123.65	3.744E-02	Pulse	1.00	3
Se			1	187.236	ug/l	2.64	17,317.70	4.021E-02	Pulse	1.00	3
Kr			1	1835.058	ug/l	22.29	90.00	2.091E-04	Pulse	0.10	3
Sr			1	114.751	ug/l	0.12	121,755.49	5.823E-02	Pulse	0.10	3
Mo			1	69.555	ug/l	2.75	14,904.10	7.128E-03	Pulse	0.10	3
Mo			1	71.144	ug/l	0.28	19,612.67	9.380E-03	Pulse	0.10	3
Mo			1	69.694	ug/l	4.83	9,499.86	4.544E-03	Pulse	0.10	3
Mo			1	71.101	ug/l	5.21	24,875.84	1.189E-02	Pulse	0.10	3
Mo			1	-3819.795	ug/l	-35.16	6.67	3.191E-06	Pulse	0.10	3
Cd			1	71.728	ug/l	12.05	863.39	3.902E-04	Pulse	0.10	3
Ag			1	71.530	ug/l	0.98	37,444.98	1.692E-02	Pulse	0.10	3
Cd			1	84.379	ug/l	5.81	666.70	3.013E-04	Pulse	0.10	3

Quantitation Report

Element	Mass	ISTD	Tune	Conc	Units	RSD(%)	CPS	Ratio	Det	Time(sec)	Rep
Ag			1	72.265	ug/l	0.07	36,165.61	1.635E-02	Pulse	0.10	3
Cd			1	71.302	ug/l	3.63	7,552.09	3.413E-03	Pulse	0.10	3
Cd			1	73.471	ug/l	0.12	18,581.54	8.398E-03	Pulse	0.10	3
Sn			1	80.554	ug/l	1.10	30,049.48	1.358E-02	Pulse	0.10	3
Sb			1	74.976	ug/l	1.97	32,931.95	1.488E-02	Pulse	0.10	3
Sb			1	72.292	ug/l	2.79	24,910.52	1.126E-02	Pulse	0.10	3
Ba			1	87.430	ug/l	4.83	8,946.26	4.044E-03	Pulse	0.10	3
Ba			1	86.675	ug/l	4.41	15,244.72	6.890E-03	Pulse	0.10	3
Tl			1	72.377	ug/l	2.04	31,250.72	1.647E-02	Pulse	0.10	3
Tl			1	72.440	ug/l	0.38	74,387.67	3.919E-02	Pulse	0.10	3
Pb			1	1266.036	ug/l	0.68	451,936.53	2.381E-01	Pulse	0.10	3
Pb			1	1251.152	ug/l	1.40	394,966.44	2.081E-01	Pulse	0.10	3
Pb			1	1249.539	ug/l	0.75	1,800,156.50	9.485E-01	Pulse	0.10	3

ISTD Table

Tune	Element	Mass	CPS	RSD(%)	ISTD Recovery%	Det	Time(sec)	Rep
1	Li		1,032,553.09	0.55	101.1	Pulse	0.10	3
1	Sc		1,439,384.25	0.66	100.5	Pulse	0.10	3
1	Ge		306,520.95	0.38	98.6	Pulse	0.10	3
1	Ge		430,649.11	0.96	99.4	Pulse	0.10	3
1	Rh		2,090,872.99	0.61	99.1	Pulse	0.10	3
1	In		2,212,511.71	0.16	101.5	Pulse	0.10	3
1	Tb		3,133,043.70	0.23	101.4	Pulse	0.10	3
1	Ho		311,078.30	1.29	101.9	Pulse	0.10	3
1	Bi		1,897,930.70	0.82	101.4	Pulse	0.10	3

Quantitation Report

File Name 041SMPL.d
File Path C:\Agilent\ICPMH\1\DATA\xa091919w2.b
Method File
Method Path
Acq Time 9/19/2019 13:27
Sample Name jc94988-7
Sample Type Sample
Comment
Prep Dilution 2.000
Auto Dilution N/A
Total Dilution 2.000
Operator Name admin
Acq Mode Spectrum
Cal Title
Cal Type External Calibration
Last Calib 9/20/2019 7:25
Bkg File
Bkg Mode Count Subtraction except for ISTD
Interference File
FQ Blank File
VIS Fit Point to Point

Tune Step	Tune File
1	

FullQuant Table

Element	Mass	ISTD	Tune	Conc	Units	RSD(%)	CPS	Ratio	Det	Time(sec)	Rep
Be			1	-0.010	ug/l	-109.06	40.00	3.884E-05	Pulse	0.10	3
B			1	16.484	ug/l	5.70	37,339.00	3.616E-02	Pulse	0.15	3
Na			1	24572.373	ug/l	0.91	234,362,456.51	1.607E+02	Analog	0.10	3
Mg			1	3343.839	ug/l	0.53	19,871,039.70	1.362E+01	Analog	0.10	3
Al			1	135.925	ug/l	0.42	1,026,520.38	7.038E-01	Pulse	0.10	3
K			1	710.923	ug/l	0.43	7,412,656.56	5.082E+00	Analog	0.10	3
Ca			1	12465.276	ug/l	0.37	186,075.49	1.276E-01	Pulse	0.10	3
Ca			1	12543.338	ug/l	0.24	3,024,749.85	2.074E+00	Pulse	0.10	3
Ti			1	3.133	ug/l	10.80	2,390.28	5.558E-03	Pulse	0.10	3
V			1	0.159	ug/l	22.29	992.69	2.306E-03	Pulse	0.30	3
Cr			1	0.082	ug/l	20.76	8,259.10	1.920E-02	Pulse	0.10	3
Cr			1	-2.424	ug/l	-19.71	13,836.27	3.216E-02	Pulse	0.10	3
Mn			1	274.197	ug/l	1.01	3,207,462.24	7.455E+00	Pulse	0.10	3
Fe			1	217.462	ug/l	1.84	3,097,923.91	7.200E+00	Pulse	0.10	3
Fe			1	255.224	ug/l	0.79	82,157.77	1.909E-01	Pulse	0.10	3
Co			1	0.144	ug/l	8.18	1,553.47	3.609E-03	Pulse	0.10	3
Ni			1	1.253	ug/l	9.42	2,847.04	6.619E-03	Pulse	0.10	3
Ni			1	0.848	ug/l	25.73	436.69	1.014E-03	Pulse	0.10	3
Cu			1	117.853	ug/l	1.22	581,262.71	1.351E+00	Pulse	0.10	3
Cu			1	117.065	ug/l	1.76	273,693.51	6.361E-01	Pulse	0.10	3
Zn			1	198.476	ug/l	0.83	243,332.91	5.656E-01	Pulse	0.10	3
Zn			1	189.831	ug/l	2.55	36,037.23	8.376E-02	Pulse	0.10	3
Zn			1	189.814	ug/l	1.32	168,462.43	3.915E-01	Pulse	0.10	3
As			1	0.091	ug/l	642.49	12,875.76	2.993E-02	Pulse	0.50	3
Se			1	-2.326	ug/l	-91.58	2,847.03	6.617E-03	Pulse	0.10	3
Se			1	-0.319	ug/l	-317.61	13,013.53	3.025E-02	Pulse	1.00	3
Se			1	-0.508	ug/l	-152.66	13,008.52	3.024E-02	Pulse	1.00	3
Kr			1	184.996	ug/l	35.81	113.34	2.634E-04	Pulse	0.10	3
Sr			1	37.251	ug/l	0.81	495,413.41	2.359E-01	Pulse	0.10	3
Mo			1	0.126	ug/l	19.73	456.69	2.175E-04	Pulse	0.10	3
Mo			1	0.326	ug/l	17.64	1,366.79	6.508E-04	Pulse	0.10	3
Mo			1	0.089	ug/l	61.08	270.01	1.286E-04	Pulse	0.10	3
Mo			1	0.085	ug/l	19.47	673.30	3.206E-04	Pulse	0.10	3
Mo			1	2.219	ug/l	17356.72	23.33	1.111E-05	Pulse	0.10	3
Cd			1	0.203	ug/l	223.68	70.00	3.149E-05	Pulse	0.10	3
Ag			1	0.025	ug/l	22.44	223.34	1.007E-04	Pulse	0.10	3
Cd			1	0.343	ug/l	68.75	53.33	2.400E-05	Pulse	0.10	3

Quantitation Report

Element	Mass	ISTD	Tune	Conc	Units	RSD(%)	CPS	Ratio	Det	Time(sec)	Rep
Ag			1	0.028	ug/l	24.13	220.01	9.912E-05	Pulse	0.10	3
Cd			1	-0.004	ug/l	-321.94	40.00	1.808E-05	Pulse	0.10	3
Cd			1	0.056	ug/l	45.88	193.34	8.732E-05	Pulse	0.10	3
Sn			1	-0.010	ug/l	-282.82	2,363.61	1.066E-03	Pulse	0.10	3
Sb			1	-0.080	ug/l	-8.51	770.05	3.473E-04	Pulse	0.10	3
Sb			1	-0.130	ug/l	-9.98	476.69	2.149E-04	Pulse	0.10	3
Ba			1	10.343	ug/l	4.55	13,232.79	5.967E-03	Pulse	0.10	3
Ba			1	10.174	ug/l	4.50	22,386.80	1.010E-02	Pulse	0.10	3
Tl			1	-0.003	ug/l	-280.04	113.34	5.930E-05	Pulse	0.10	3
Tl			1	0.002	ug/l	70.99	303.35	1.589E-04	Pulse	0.10	3
Pb			1	13.727	ug/l	0.84	62,188.12	3.257E-02	Pulse	0.10	3
Pb			1	13.574	ug/l	0.58	54,434.83	2.851E-02	Pulse	0.10	3
Pb			1	13.609	ug/l	0.40	248,999.28	1.304E-01	Pulse	0.10	3

ISTD Table

Tune	Element	Mass	CPS	RSD(%)	ISTD Recovery%	Det	Time(sec)	Rep
1	Li		1,032,556.59	0.80	101.1	Pulse	0.10	3
1	Sc		1,458,539.82	0.50	101.8	Pulse	0.10	3
1	Ge		309,649.37	0.40	99.6	Pulse	0.10	3
1	Ge		430,269.73	0.63	99.3	Pulse	0.10	3
1	Rh		2,100,070.70	0.14	99.5	Pulse	0.10	3
1	In		2,217,606.26	0.80	101.7	Pulse	0.10	3
1	Tb		3,180,118.70	0.46	103.0	Pulse	0.10	3
1	Ho		316,629.17	1.23	103.7	Pulse	0.10	3
1	Bi		1,909,440.75	0.41	102.0	Pulse	0.10	3

Quantitation Report

File Name 042SMPL.d
File Path C:\Agilent\ICPMH\1\DATA\xa091919w2.b
Method File
Method Path
Acq Time 9/19/2019 13:30
Sample Name jc94988-12
Sample Type Sample
Comment
Prep Dilution 2.000
Auto Dilution N/A
Total Dilution 2.000
Operator Name admin
Acq Mode Spectrum
Cal Title
Cal Type External Calibration
Last Calib 9/20/2019 7:25
Bkg File
Bkg Mode Count Subtraction except for ISTD
Interference File
FQ Blank File
VIS Fit Point to Point

Tune Step	Tune File
1	

FullQuant Table

Element	Mass	ISTD	Tune	Conc	Units	RSD(%)	CPS	Ratio	Det	Time(sec)	Rep
Be			1	-0.017	ug/l	-70.29	26.67	2.549E-05	Pulse	0.10	3
B			1	12.837	ug/l	4.24	33,987.80	3.256E-02	Pulse	0.15	3
Na			1	24003.042	ug/l	1.03	230,603,789.90	1.570E+02	Analog	0.10	3
Mg			1	3577.832	ug/l	3.01	21,412,559.68	1.458E+01	Analog	0.10	3
Al			1	127.577	ug/l	1.61	972,349.05	6.619E-01	Pulse	0.10	3
K			1	652.231	ug/l	1.32	6,998,898.02	4.764E+00	Analog	0.10	3
Ca			1	13778.735	ug/l	2.03	207,029.16	1.409E-01	Pulse	0.10	3
Ca			1	13803.820	ug/l	1.41	3,351,642.87	2.281E+00	Pulse	0.10	3
Ti			1	2.326	ug/l	10.15	1,796.83	4.175E-03	Pulse	0.10	3
V			1	0.376	ug/l	20.73	3,156.44	7.348E-03	Pulse	0.30	3
Cr			1	0.056	ug/l	30.36	8,032.20	1.867E-02	Pulse	0.10	3
Cr			1	-5.972	ug/l	-5.74	10,186.82	2.368E-02	Pulse	0.10	3
Mn			1	481.524	ug/l	1.29	5,628,596.79	1.309E+01	Analog	0.10	3
Fe			1	7933.002	ug/l	0.91	77,954,747.17	1.812E+02	Analog	0.10	3
Fe			1	8058.017	ug/l	0.97	1,866,013.05	4.339E+00	Pulse	0.10	3
Co			1	0.525	ug/l	2.30	5,154.31	1.198E-02	Pulse	0.10	3
Ni			1	2.778	ug/l	3.86	5,978.01	1.390E-02	Pulse	0.10	3
Ni			1	2.724	ug/l	8.29	1,003.41	2.333E-03	Pulse	0.10	3
Cu			1	117.120	ug/l	1.19	577,467.35	1.343E+00	Pulse	0.10	3
Cu			1	115.890	ug/l	1.33	270,872.26	6.298E-01	Pulse	0.10	3
Zn			1	466.970	ug/l	1.66	570,118.74	1.326E+00	Pulse	0.10	3
Zn			1	451.778	ug/l	1.01	85,306.68	1.983E-01	Pulse	0.10	3
Zn			1	463.839	ug/l	1.75	409,682.35	9.525E-01	Pulse	0.10	3
As			1	0.136	ug/l	297.73	12,920.72	3.005E-02	Pulse	0.50	3
Se			1	-5.586	ug/l	-42.48	2,643.66	6.144E-03	Pulse	0.10	3
Se			1	-0.070	ug/l	-263.14	13,059.90	3.036E-02	Pulse	1.00	3
Se			1	-0.258	ug/l	-73.78	13,074.56	3.040E-02	Pulse	1.00	3
Kr			1	147.160	ug/l	23.23	90.01	2.096E-04	Pulse	0.10	3
Sr			1	37.230	ug/l	1.40	498,124.05	2.358E-01	Pulse	0.10	3
Mo			1	0.131	ug/l	31.47	473.36	2.237E-04	Pulse	0.10	3
Mo			1	0.285	ug/l	24.00	1,230.11	5.833E-04	Pulse	0.10	3
Mo			1	0.139	ug/l	21.24	356.68	1.688E-04	Pulse	0.10	3
Mo			1	0.141	ug/l	12.55	921.45	4.363E-04	Pulse	0.10	3
Mo			1	-186.230	ug/l	-113.21	13.33	6.261E-06	Pulse	0.10	3
Cd			1	0.413	ug/l	69.79	100.00	4.515E-05	Pulse	0.10	3
Ag			1	0.003	ug/l	87.32	80.00	3.603E-05	Pulse	0.10	3
Cd			1	-0.038	ug/l	-416.87	16.67	7.528E-06	Pulse	0.10	3

Quantitation Report

Element	Mass	ISTD	Tune	Conc	Units	RSD(%)	CPS	Ratio	Det	Time(sec)	Rep
Ag			1	0.001	ug/l	437.70	53.33	2.411E-05	Pulse	0.10	3
Cd			1	0.051	ug/l	47.24	113.34	5.110E-05	Pulse	0.10	3
Cd			1	1.572	ug/l	4.61	5,007.69	2.252E-03	Pulse	0.10	3
Sn			1	41.571	ug/l	1.80	181,671.40	8.170E-02	Pulse	0.10	3
Sb			1	0.013	ug/l	131.97	1,263.43	5.684E-04	Pulse	0.10	3
Sb			1	0.022	ug/l	173.89	1,106.75	4.978E-04	Pulse	0.10	3
Ba			1	20.800	ug/l	3.08	26,620.32	1.197E-02	Pulse	0.10	3
Ba			1	21.278	ug/l	1.24	46,891.62	2.109E-02	Pulse	0.10	3
Tl			1	-0.003	ug/l	-283.59	113.34	5.950E-05	Pulse	0.10	3
Tl			1	-0.002	ug/l	-170.96	250.01	1.315E-04	Pulse	0.10	3
Pb			1	2.865	ug/l	3.16	13,423.29	7.068E-03	Pulse	0.10	3
Pb			1	2.833	ug/l	5.04	11,785.09	6.210E-03	Pulse	0.10	3
Pb			1	2.775	ug/l	0.94	52,704.95	2.776E-02	Pulse	0.10	3

ISTD Table

Tune	Element	Mass	CPS	RSD(%)	ISTD Recovery%	Det	Time(sec)	Rep
1	Li		1,043,908.82	1.06	102.2	Pulse	0.10	3
1	Sc		1,469,327.69	1.30	102.6	Pulse	0.10	3
1	Ge		308,557.07	1.01	99.3	Pulse	0.10	3
1	Ge		430,134.76	1.13	99.3	Pulse	0.10	3
1	Rh		2,113,077.42	1.60	100.1	Pulse	0.10	3
1	In		2,224,076.40	1.51	102.0	Pulse	0.10	3
1	Tb		3,194,593.91	1.40	103.4	Pulse	0.10	3
1	Ho		317,762.92	1.71	104.1	Pulse	0.10	3
1	Bi		1,898,878.41	1.64	101.5	Pulse	0.10	3

Quantitation Report

File Name 043SMPL.d
File Path C:\Agilent\ICPMH\1\DATA\xa091919w2.b
Method File
Method Path
Acq Time 9/19/2019 13:33
Sample Name jc94988-17
Sample Type Sample
Comment
Prep Dilution 2.000
Auto Dilution N/A
Total Dilution 2.000
Operator Name admin
Acq Mode Spectrum
Cal Title
Cal Type External Calibration
Last Calib 9/20/2019 7:25
Bkg File
Bkg Mode Count Subtraction except for ISTD
Interference File
FQ Blank File
VIS Fit Point to Point

Tune Step	Tune File
1	

FullQuant Table

Element	Mass	ISTD	Tune	Conc	Units	RSD(%)	CPS	Ratio	Det	Time(sec)	Rep
Be			1	-0.022	ug/l	-34.60	16.67	1.561E-05	Pulse	0.10	3
B			1	20.351	ug/l	3.69	42,620.30	3.999E-02	Pulse	0.15	3
Na			1	24964.658	ug/l	2.05	246,045,769.67	1.632E+02	Analog	0.10	3
Mg			1	3362.972	ug/l	1.74	20,652,995.11	1.370E+01	Analog	0.10	3
Al			1	47.890	ug/l	3.78	394,102.60	2.615E-01	Pulse	0.10	3
K			1	653.757	ug/l	2.66	7,192,692.81	4.772E+00	Analog	0.10	3
Ca			1	12734.754	ug/l	2.10	196,418.53	1.303E-01	Pulse	0.10	3
Ca			1	12708.532	ug/l	1.64	3,166,867.35	2.101E+00	Pulse	0.10	3
Ti			1	1.337	ug/l	9.70	1,100.08	2.482E-03	Pulse	0.10	3
V			1	0.286	ug/l	33.49	2,329.56	5.258E-03	Pulse	0.30	3
Cr			1	0.446	ug/l	3.88	11,811.28	2.665E-02	Pulse	0.10	3
Cr			1	-5.087	ug/l	-6.04	11,434.45	2.579E-02	Pulse	0.10	3
Mn			1	684.185	ug/l	0.39	8,241,173.42	1.859E+01	Analog	0.10	3
Fe			1	3251.122	ug/l	1.14	33,524,372.00	7.563E+01	Analog	0.10	3
Fe			1	3279.490	ug/l	0.48	797,207.44	1.798E+00	Pulse	0.10	3
Co			1	0.511	ug/l	9.25	5,174.37	1.167E-02	Pulse	0.10	3
Ni			1	60.195	ug/l	0.66	127,676.34	2.880E-01	Pulse	0.10	3
Ni			1	61.808	ug/l	5.32	19,438.82	4.385E-02	Pulse	0.10	3
Cu			1	156.846	ug/l	0.50	795,611.99	1.795E+00	Pulse	0.10	3
Cu			1	155.878	ug/l	1.60	374,869.97	8.457E-01	Pulse	0.10	3
Zn			1	1960.867	ug/l	0.67	2,462,012.31	5.554E+00	Pulse	0.10	3
Zn			1	1906.999	ug/l	1.06	370,058.11	8.348E-01	Pulse	0.10	3
Zn			1	1927.956	ug/l	0.45	1,750,861.54	3.950E+00	Pulse	0.10	3
As			1	0.254	ug/l	308.25	13,453.28	3.035E-02	Pulse	0.50	3
Se			1	-5.369	ug/l	-84.79	2,737.01	6.175E-03	Pulse	0.10	3
Se			1	-0.784	ug/l	-169.04	13,311.10	3.003E-02	Pulse	1.00	3
Se			1	-0.801	ug/l	-107.12	13,318.10	3.005E-02	Pulse	1.00	3
Kr			1	174.403	ug/l	41.85	110.00	2.484E-04	Pulse	0.10	3
Sr			1	46.418	ug/l	1.53	635,827.71	2.939E-01	Pulse	0.10	3
Mo			1	1.100	ug/l	5.01	3,147.10	1.455E-03	Pulse	0.10	3
Mo			1	1.012	ug/l	4.57	3,823.93	1.767E-03	Pulse	0.10	3
Mo			1	1.130	ug/l	3.77	2,090.23	9.660E-04	Pulse	0.10	3
Mo			1	1.083	ug/l	5.49	5,154.29	2.383E-03	Pulse	0.10	3
Mo			1	-12.461	ug/l	-2984.88	23.33	1.073E-05	Pulse	0.10	3
Cd			1	0.349	ug/l	68.89	93.34	4.097E-05	Pulse	0.10	3
Ag			1	0.039	ug/l	12.70	326.68	1.433E-04	Pulse	0.10	3
Cd			1	0.598	ug/l	44.24	80.00	3.505E-05	Pulse	0.10	3

Quantitation Report

Element	Mass	ISTD	Tune	Conc	Units	RSD(%)	CPS	Ratio	Det	Time(sec)	Rep
Ag			1	0.039	ug/l	48.64	300.01	1.318E-04	Pulse	0.10	3
Cd			1	0.017	ug/l	74.70	70.00	3.070E-05	Pulse	0.10	3
Cd			1	0.180	ug/l	18.19	603.37	2.645E-04	Pulse	0.10	3
Sn			1	3.903	ug/l	5.85	19,729.72	8.653E-03	Pulse	0.10	3
Sb			1	0.669	ug/l	5.92	4,874.25	2.138E-03	Pulse	0.10	3
Sb			1	0.624	ug/l	17.22	3,697.26	1.622E-03	Pulse	0.10	3
Ba			1	229.034	ug/l	1.39	299,920.84	1.315E-01	Pulse	0.10	3
Ba			1	231.324	ug/l	0.90	522,031.28	2.289E-01	Pulse	0.10	3
Tl			1	0.023	ug/l	36.84	256.68	1.318E-04	Pulse	0.10	3
Tl			1	0.022	ug/l	21.09	573.37	2.946E-04	Pulse	0.10	3
Pb			1	46.822	ug/l	0.66	214,557.89	1.103E-01	Pulse	0.10	3
Pb			1	45.379	ug/l	0.77	183,945.67	9.453E-02	Pulse	0.10	3
Pb			1	45.795	ug/l	1.01	847,056.97	4.353E-01	Pulse	0.10	3

ISTD Table

Tune	Element	Mass	CPS	RSD(%)	ISTD Recovery%	Det	Time(sec)	Rep
1	Li		1,065,807.10	0.35	104.3	Pulse	0.10	3
1	Sc		1,507,492.43	1.15	105.3	Pulse	0.10	3
1	Ge		312,004.94	0.18	100.4	Pulse	0.10	3
1	Ge		443,261.36	0.29	102.3	Pulse	0.10	3
1	Rh		2,163,367.31	0.86	102.5	Pulse	0.10	3
1	In		2,280,185.89	0.55	104.6	Pulse	0.10	3
1	Tb		3,252,704.12	0.99	105.3	Pulse	0.10	3
1	Ho		323,358.77	0.30	105.9	Pulse	0.10	3
1	Bi		1,945,826.69	0.55	104.0	Pulse	0.10	3

Quantitation Report

File Name	044SMPL.d
File Path	C:\Agilent\ICPMH\1\DATA\xa091919w2.b
Method File	
Method Path	
Acq Time	9/19/2019 13:37
Sample Name	jc94988-22
Sample Type	Sample
Comment	
Prep Dilution	2.000
Auto Dilution	N/A
Total Dilution	2.000
Operator Name	admin
Acq Mode	Spectrum
Cal Title	
Cal Type	External Calibration
Last Calib	9/20/2019 7:25
Bkg File	
Bkg Mode	Count Subtraction except for ISTD
Interference File	
FQ Blank File	
VIS Fit	Point to Point

Tune Step	Tune File
1	

FullQuant Table

Element	Mass	ISTD	Tune	Conc	Units	RSD(%)	CPS	Ratio	Det	Time(sec)	Rep
Be			1	0.032	ug/l	51.13	123.34	1.155E-04	Pulse	0.10	3
B			1	11.231	ug/l	4.00	33,068.10	3.097E-02	Pulse	0.15	3
Na			1	22041.647	ug/l	0.15	217,511,603.43	1.441E+02	Analog	0.10	3
Mg			1	3621.778	ug/l	0.43	22,265,898.00	1.476E+01	Analog	0.10	3
Al			1	361.499	ug/l	0.22	2,772,144.75	1.837E+00	Pulse	0.10	3
K			1	613.512	ug/l	1.09	6,871,176.56	4.554E+00	Analog	0.10	3
Ca			1	18385.627	ug/l	0.39	283,304.42	1.877E-01	Pulse	0.10	3
Ca			1	18611.956	ug/l	0.18	4,636,965.45	3.073E+00	Pulse	0.10	3
Ti			1	11.090	ug/l	4.69	8,395.82	1.918E-02	Pulse	0.10	3
V			1	0.688	ug/l	17.15	6,401.63	1.461E-02	Pulse	0.30	3
Cr			1	0.482	ug/l	6.30	11,988.24	2.738E-02	Pulse	0.10	3
Cr			1	-8.346	ug/l	-4.56	7,878.87	1.800E-02	Pulse	0.10	3
Mn			1	265.511	ug/l	1.20	3,160,195.47	7.219E+00	Pulse	0.10	3
Fe			1	97282.393	ug/l	0.56	961,752,092.34	2.197E+03	Analog	0.10	3
Fe			1	100724.297	ug/l	1.08	23,462,274.65	5.360E+01	Analog	0.10	3
Co			1	0.943	ug/l	1.37	9,266.32	2.116E-02	Pulse	0.10	3
Ni			1	2.368	ug/l	2.86	5,231.00	1.195E-02	Pulse	0.10	3
Ni			1	2.286	ug/l	6.33	886.73	2.025E-03	Pulse	0.10	3
Cu			1	105.028	ug/l	1.69	527,479.73	1.205E+00	Pulse	0.10	3
Cu			1	104.926	ug/l	1.16	249,786.75	5.706E-01	Pulse	0.10	3
Zn			1	424.394	ug/l	0.08	527,563.96	1.205E+00	Pulse	0.10	3
Zn			1	415.627	ug/l	1.01	79,912.09	1.825E-01	Pulse	0.10	3
Zn			1	415.230	ug/l	1.34	373,408.97	8.530E-01	Pulse	0.10	3
As			1	1.169	ug/l	7.82	14,314.68	3.270E-02	Pulse	0.50	3
Se			1	-14.914	ug/l	-8.06	2,096.89	4.791E-03	Pulse	0.10	3
Se			1	2.000	ug/l	22.52	13,712.44	3.132E-02	Pulse	1.00	3
Se			1	1.209	ug/l	24.80	13,720.78	3.134E-02	Pulse	1.00	3
Kr			1	160.311	ug/l	34.35	100.00	2.283E-04	Pulse	0.10	3
Sr			1	37.110	ug/l	0.35	504,396.20	2.350E-01	Pulse	0.10	3
Mo			1	0.373	ug/l	12.17	1,140.09	5.310E-04	Pulse	0.10	3
Mo			1	0.809	ug/l	4.34	3,083.92	1.437E-03	Pulse	0.10	3
Mo			1	0.396	ug/l	15.61	806.72	3.759E-04	Pulse	0.10	3
Mo			1	0.338	ug/l	3.47	1,812.05	8.442E-04	Pulse	0.10	3
Mo			1	-248.511	ug/l	-0.37	10.00	4.659E-06	Pulse	0.10	3
Cd			1	0.376	ug/l	63.51	96.67	4.273E-05	Pulse	0.10	3
Ag			1	0.015	ug/l	9.13	160.01	7.075E-05	Pulse	0.10	3
Cd			1	0.196	ug/l	103.11	40.00	1.767E-05	Pulse	0.10	3

Quantitation Report

Element	Mass	ISTD	Tune	Conc	Units	RSD(%)	CPS	Ratio	Det	Time(sec)	Rep
Ag			1	0.010	ug/l	42.99	110.01	4.870E-05	Pulse	0.10	3
Cd			1	0.040	ug/l	50.22	100.00	4.427E-05	Pulse	0.10	3
Cd			1	0.273	ug/l	6.22	900.06	3.980E-04	Pulse	0.10	3
Sn			1	4.717	ug/l	0.72	23,137.63	1.023E-02	Pulse	0.10	3
Sb			1	0.316	ug/l	7.31	2,927.05	1.294E-03	Pulse	0.10	3
Sb			1	0.297	ug/l	14.02	2,286.92	1.011E-03	Pulse	0.10	3
Ba			1	9.356	ug/l	2.19	12,208.62	5.400E-03	Pulse	0.10	3
Ba			1	9.705	ug/l	3.17	21,782.55	9.633E-03	Pulse	0.10	3
Tl			1	0.021	ug/l	20.64	243.34	1.274E-04	Pulse	0.10	3
Tl			1	0.033	ug/l	6.24	706.71	3.699E-04	Pulse	0.10	3
Pb			1	3.040	ug/l	3.22	14,290.73	7.480E-03	Pulse	0.10	3
Pb			1	2.830	ug/l	2.64	11,858.56	6.205E-03	Pulse	0.10	3
Pb			1	2.937	ug/l	0.70	55,980.19	2.930E-02	Pulse	0.10	3

ISTD Table

Tune	Element	Mass	CPS	RSD(%)	ISTD Recovery%	Det	Time(sec)	Rep
1	Li		1,067,822.63	0.20	104.5	Pulse	0.10	3
1	Sc		1,508,957.68	0.16	105.4	Pulse	0.10	3
1	Ge		324,234.84	0.29	104.3	Pulse	0.10	3
1	Ge		437,794.38	1.01	101.1	Pulse	0.10	3
1	Rh		2,146,249.86	0.51	101.7	Pulse	0.10	3
1	In		2,261,115.42	0.57	103.7	Pulse	0.10	3
1	Tb		3,211,779.85	0.85	104.0	Pulse	0.10	3
1	Ho		320,154.93	0.58	104.9	Pulse	0.10	3
1	Bi		1,910,830.39	1.26	102.1	Pulse	0.10	3

Quantitation Report

File Name 045SMPL.d
File Path C:\Agilent\ICPMH\1\DATA\xa091919w2.b
Method File
Method Path
Acq Time 9/19/2019 13:40
Sample Name jc94988-32
Sample Type Sample
Comment
Prep Dilution 10.000
Auto Dilution N/A
Total Dilution 10.000
Operator Name admin
Acq Mode Spectrum
Cal Title
Cal Type External Calibration
Last Calib 9/20/2019 7:25
Bkg File
Bkg Mode Count Subtraction except for ISTD
Interference File
FQ Blank File
VIS Fit Point to Point

Tune Step	Tune File
1	

FullQuant Table

Element	Mass	ISTD	Tune	Conc	Units	RSD(%)	CPS	Ratio	Det	Time(sec)	Rep
Be			1	-0.045	ug/l	-227.90	43.33	4.036E-05	Pulse	0.10	3
B			1	1710.540	ug/l	2.08	384,847.54	3.582E-01	Pulse	0.15	3
Na			1	151257.516	ug/l	0.60	301,369,028.84	1.978E+02	Analog	0.10	3
Mg			1	2101.356	ug/l	0.89	2,617,157.83	1.717E+00	Pulse	0.10	3
Al			1	213.029	ug/l	0.47	358,008.02	2.349E-01	Pulse	0.10	3
K			1	640.153	ug/l	1.24	2,924,604.33	1.919E+00	Pulse	0.10	3
Ca			1	6664.947	ug/l	0.83	21,985.22	1.443E-02	Pulse	0.10	3
Ca			1	7059.579	ug/l	0.76	367,414.29	2.411E-01	Pulse	0.10	3
Ti			1	17.847	ug/l	6.24	2,827.02	6.304E-03	Pulse	0.10	3
V			1	1.537	ug/l	8.97	2,583.68	5.761E-03	Pulse	0.30	3
Cr			1	8.538	ug/l	3.14	23,537.35	5.248E-02	Pulse	0.10	3
Cr			1	-32.938	ug/l	-3.37	9,960.10	2.221E-02	Pulse	0.10	3
Mn			1	1066.010	ug/l	1.28	2,600,403.97	5.798E+00	Pulse	0.10	3
Fe			1	69269.298	ug/l	0.83	141,205,261.23	3.148E+02	Analog	0.10	3
Fe			1	70428.252	ug/l	1.16	3,382,996.62	7.543E+00	Pulse	0.10	3
Co			1	3.347	ug/l	4.87	6,801.67	1.516E-02	Pulse	0.10	3
Ni			1	42.834	ug/l	4.22	18,627.72	4.154E-02	Pulse	0.10	3
Ni			1	41.981	ug/l	7.59	2,833.68	6.319E-03	Pulse	0.10	3
Cu			1	19224.218	ug/l	0.33	19,636,528.04	4.378E+01	Analog	0.10	3
Cu			1	19251.002	ug/l	0.10	9,326,247.78	2.079E+01	Analog	0.10	3
Zn			1	1477.745	ug/l	1.56	376,908.16	8.403E-01	Pulse	0.10	3
Zn			1	1443.950	ug/l	1.72	56,983.46	1.270E-01	Pulse	0.10	3
Zn			1	1444.556	ug/l	1.60	266,588.26	5.944E-01	Pulse	0.10	3
As			1	3.690	ug/l	60.69	14,171.91	3.159E-02	Pulse	0.50	3
Se			1	-56.208	ug/l	-20.80	2,386.94	5.323E-03	Pulse	0.10	3
Se			1	6.842	ug/l	81.57	13,916.61	3.103E-02	Pulse	1.00	3
Se			1	3.928	ug/l	98.29	13,934.27	3.107E-02	Pulse	1.00	3
Kr			1	704.601	ug/l	19.28	90.00	2.007E-04	Pulse	0.10	3
Sr			1	17.481	ug/l	0.97	48,276.88	2.226E-02	Pulse	0.10	3
Mo			1	1.650	ug/l	6.52	1,033.41	4.763E-04	Pulse	0.10	3
Mo			1	1.379	ug/l	3.39	1,233.43	5.686E-04	Pulse	0.10	3
Mo			1	1.510	ug/l	15.74	650.04	2.999E-04	Pulse	0.10	3
Mo			1	1.508	ug/l	10.46	1,665.77	7.684E-04	Pulse	0.10	3
Mo			1	534.301	ug/l	163.04	30.00	1.380E-05	Pulse	0.10	3
Cd			1	14.986	ug/l	9.72	483.36	2.126E-04	Pulse	0.10	3
Ag			1	1.872	ug/l	9.16	2,576.97	1.132E-03	Pulse	0.10	3
Cd			1	15.369	ug/l	15.72	323.35	1.422E-04	Pulse	0.10	3

Quantitation Report

Element	Mass	ISTD	Tune	Conc	Units	RSD(%)	CPS	Ratio	Det	Time(sec)	Rep
Ag			1	2.069	ug/l	6.41	2,706.99	1.190E-03	Pulse	0.10	3
Cd			1	17.812	ug/l	4.11	4,867.62	2.139E-03	Pulse	0.10	3
Cd			1	22.872	ug/l	1.88	14,874.25	6.538E-03	Pulse	0.10	3
Sn			1	136.907	ug/l	0.65	123,279.78	5.418E-02	Pulse	0.10	3
Sb			1	30.670	ug/l	2.86	34,602.55	1.521E-02	Pulse	0.10	3
Sb			1	29.658	ug/l	2.57	26,246.10	1.154E-02	Pulse	0.10	3
Ba			1	25.652	ug/l	3.09	6,765.05	2.973E-03	Pulse	0.10	3
Ba			1	25.431	ug/l	5.12	11,517.98	5.061E-03	Pulse	0.10	3
Tl			1	-0.064	ug/l	-25.27	60.00	3.136E-05	Pulse	0.10	3
Tl			1	-0.034	ug/l	-114.00	193.35	1.009E-04	Pulse	0.10	3
Pb			1	473.496	ug/l	0.20	426,388.77	2.227E-01	Pulse	0.10	3
Pb			1	452.356	ug/l	0.78	360,283.58	1.881E-01	Pulse	0.10	3
Pb			1	458.245	ug/l	0.21	1,665,495.20	8.697E-01	Pulse	0.10	3

ISTD Table

Tune	Element	Mass	CPS	RSD(%)	ISTD Recovery%	Det	Time(sec)	Rep
1	Li		1,074,402.19	1.27	105.2	Pulse	0.10	3
1	Sc		1,523,798.57	0.35	106.4	Pulse	0.10	3
1	Ge		321,955.52	0.31	103.6	Pulse	0.10	3
1	Ge		448,543.22	1.16	103.6	Pulse	0.10	3
1	Rh		2,168,967.73	1.25	102.8	Pulse	0.10	3
1	In		2,275,322.68	1.16	104.3	Pulse	0.10	3
1	Tb		3,233,286.10	0.98	104.7	Pulse	0.10	3
1	Ho		320,083.38	1.08	104.9	Pulse	0.10	3
1	Bi		1,914,899.35	0.84	102.3	Pulse	0.10	3

Quantitation Report

File Name	046SMPL.d
File Path	C:\Agilent\ICPMH\1\DATA\xa091919w2.b
Method File	
Method Path	
Acq Time	9/19/2019 13:43
Sample Name	CCVA
Sample Type	Sample
Comment	
Prep Dilution	1.000
Auto Dilution	N/A
Total Dilution	1.000
Operator Name	admin
Acq Mode	Spectrum
Cal Title	
Cal Type	External Calibration
Last Calib	9/20/2019 7:25
Bkg File	
Bkg Mode	Count Subtraction except for ISTD
Interference File	
FQ Blank File	
VIS Fit	Point to Point

Tune Step	Tune File
1	

FullQuant Table

Element	Mass	ISTD	Tune	Conc	Units	RSD(%)	CPS	Ratio	Det	Time(sec)	Rep
Be			1	51.686	ug/l	1.25	210,109.12	1.915E-01	Pulse	0.10	3
B			1	107.131	ug/l	1.53	254,324.52	2.318E-01	Pulse	0.15	3
Na			1	5032.162	ug/l	0.70	103,220,158.46	6.591E+01	Analog	0.10	3
Mg			1	5109.527	ug/l	0.30	65,188,684.03	4.162E+01	Analog	0.10	3
Al			1	4826.939	ug/l	0.30	75,995,165.54	4.852E+01	Analog	0.10	3
K			1	5126.895	ug/l	0.57	89,058,135.34	5.686E+01	Analog	0.10	3
Ca			1	5131.129	ug/l	0.28	164,733.45	1.052E-01	Pulse	0.10	3
Ca			1	5225.755	ug/l	0.31	2,708,494.64	1.729E+00	Pulse	0.10	3
Ti			1	51.736	ug/l	1.33	81,075.14	1.774E-01	Pulse	0.10	3
V			1	51.864	ug/l	0.73	1,101,196.27	2.409E+00	Pulse	0.30	3
Cr			1	51.623	ug/l	0.24	974,137.90	2.131E+00	Pulse	0.10	3
Cr			1	51.470	ug/l	1.86	129,860.43	2.841E-01	Pulse	0.10	3
Mn			1	51.276	ug/l	0.68	1,276,260.35	2.792E+00	Pulse	0.10	3
Fe			1	5042.275	ug/l	0.42	105,032,121.77	2.298E+02	Analog	0.10	3
Fe			1	5139.851	ug/l	0.62	2,522,930.85	5.519E+00	Pulse	0.10	3
Co			1	51.405	ug/l	0.61	1,033,675.98	2.261E+00	Pulse	0.10	3
Ni			1	50.669	ug/l	0.54	221,455.80	4.845E-01	Pulse	0.10	3
Ni			1	50.672	ug/l	2.47	32,743.63	7.164E-02	Pulse	0.10	3
Cu			1	51.825	ug/l	0.25	543,635.19	1.189E+00	Pulse	0.10	3
Cu			1	51.487	ug/l	0.99	256,001.05	5.601E-01	Pulse	0.10	3
Zn			1	52.059	ug/l	0.26	136,427.58	2.985E-01	Pulse	0.10	3
Zn			1	52.775	ug/l	4.62	21,438.11	4.690E-02	Pulse	0.10	3
Zn			1	51.728	ug/l	1.25	98,151.10	2.147E-01	Pulse	0.10	3
As			1	52.095	ug/l	1.53	135,873.25	2.973E-01	Pulse	0.50	3
Se			1	195.445	ug/l	0.76	29,096.95	6.365E-02	Pulse	0.10	3
Se			1	201.025	ug/l	0.88	99,173.96	2.170E-01	Pulse	1.00	3
Se			1	203.542	ug/l	0.69	133,859.59	2.928E-01	Pulse	1.00	3
Kr			1	58.828	ug/l	39.48	76.67	1.675E-04	Pulse	0.10	3
Sr			1	54.903	ug/l	0.23	1,534,228.52	6.951E-01	Pulse	0.10	3
Mo			1	52.169	ug/l	0.59	292,782.21	1.327E-01	Pulse	0.10	3
Mo			1	51.787	ug/l	0.63	372,183.90	1.686E-01	Pulse	0.10	3
Mo			1	51.648	ug/l	0.16	183,612.89	8.319E-02	Pulse	0.10	3
Mo			1	51.842	ug/l	0.77	473,025.42	2.143E-01	Pulse	0.10	3
Mo			1	-97.529	ug/l	-137.82	13.33	6.034E-06	Pulse	0.10	3

Quantitation Report

Element	Mass	ISTD	Tune	Conc	Units	RSD(%)	CPS	Ratio	Det	Time(sec)	Rep
Cd			1	48.772	ug/l	2.88	14,663.89	6.339E-03	Pulse	0.10	3
Ag			1	50.703	ug/l	1.13	692,729.70	2.995E-01	Pulse	0.10	3
Cd			1	51.922	ug/l	1.45	10,417.16	4.503E-03	Pulse	0.10	3
Ag			1	50.670	ug/l	0.93	662,010.90	2.862E-01	Pulse	0.10	3
Cd			1	50.538	ug/l	1.14	139,121.26	6.014E-02	Pulse	0.10	3
Cd			1	50.602	ug/l	0.85	334,219.05	1.445E-01	Pulse	0.10	3
Sn			1	50.548	ug/l	0.28	456,020.06	1.971E-01	Pulse	0.10	3
Sb			1	53.090	ug/l	1.15	588,680.02	2.545E-01	Pulse	0.10	3
Sb			1	52.647	ug/l	0.44	456,008.25	1.971E-01	Pulse	0.10	3
Ba			1	51.295	ug/l	0.36	136,329.85	5.893E-02	Pulse	0.10	3
Ba			1	51.565	ug/l	0.66	236,151.76	1.021E-01	Pulse	0.10	3
Tl			1	51.476	ug/l	0.51	563,499.43	2.916E-01	Pulse	0.10	3
Tl			1	51.950	ug/l	0.67	1,352,969.04	7.002E-01	Pulse	0.10	3
Pb			1	51.905	ug/l	0.49	471,560.25	2.441E-01	Pulse	0.10	3
Pb			1	51.730	ug/l	0.56	415,623.29	2.151E-01	Pulse	0.10	3
Pb			1	51.843	ug/l	0.22	1,900,866.55	9.838E-01	Pulse	0.10	3

ISTD Table

Tune	Element	Mass	CPS	RSD(%)	ISTD Recovery%	Det	Time(sec)	Rep
1	Li		1,097,221.50	0.73	107.4	Pulse	0.10	3
1	Sc		1,566,142.94	0.22	109.3	Pulse	0.10	3
1	Ge		327,225.23	0.79	105.3	Pulse	0.10	3
1	Ge		457,104.61	0.44	105.5	Pulse	0.10	3
1	Rh		2,207,091.89	0.23	104.6	Pulse	0.10	3
1	In		2,313,292.66	0.70	106.1	Pulse	0.10	3
1	Tb		3,288,250.57	0.23	106.5	Pulse	0.10	3
1	Ho		324,525.50	0.69	106.3	Pulse	0.10	3
1	Bi		1,932,192.21	0.18	103.2	Pulse	0.10	3

Quantitation Report

File Name 047SMPL.d
File Path C:\Agilent\ICPMH\1\DATA\xa091919w2.b
Method File
Method Path
Acq Time 9/19/2019 13:47
Sample Name CCB
Sample Type Sample
Comment
Prep Dilution 1.000
Auto Dilution N/A
Total Dilution 1.000
Operator Name admin
Acq Mode Spectrum
Cal Title
Cal Type External Calibration
Last Calib 9/20/2019 7:25
Bkg File
Bkg Mode Count Subtraction except for ISTD
Interference File
FQ Blank File
VIS Fit Point to Point

Tune Step	Tune File
1	

FullQuant Table

Element	Mass	ISTD	Tune	Conc	Units	RSD(%)	CPS	Ratio	Det	Time(sec)	Rep
Be			1	-0.005	ug/l	-64.38	43.33	3.959E-05	Pulse	0.10	3
B			1	3.397	ug/l	14.39	29,183.10	2.658E-02	Pulse	0.15	3
Na			1	1.405	ug/l	36.17	284,605.61	1.834E-01	Pulse	0.10	3
Mg			1	1.019	ug/l	15.20	22,058.72	1.421E-02	Pulse	0.10	3
Al			1	0.891	ug/l	17.27	46,342.08	2.984E-02	Pulse	0.10	3
K			1	-12.731	ug/l	-32.20	1,685,197.74	1.086E+00	Pulse	0.10	3
Ca			1	-27.060	ug/l	-8.88	510.03	3.297E-04	Pulse	0.10	3
Ca			1	3.294	ug/l	40.12	15,117.42	9.746E-03	Pulse	0.10	3
Ti			1	-0.007	ug/l	-215.54	76.67	1.676E-04	Pulse	0.10	3
V			1	0.112	ug/l	28.00	1,740.70	3.825E-03	Pulse	0.30	3
Cr			1	-0.005	ug/l	-248.57	7,895.54	1.730E-02	Pulse	0.10	3
Cr			1	-0.163	ug/l	-64.79	16,959.41	3.718E-02	Pulse	0.10	3
Mn			1	0.010	ug/l	79.89	3,107.09	6.815E-03	Pulse	0.10	3
Fe			1	-0.230	ug/l	-433.54	1,041,917.20	2.284E+00	Pulse	0.10	3
Fe			1	-1.517	ug/l	-104.11	24,478.95	5.367E-02	Pulse	0.10	3
Co			1	0.008	ug/l	32.11	350.02	7.671E-04	Pulse	0.10	3
Ni			1	0.165	ug/l	2.14	1,010.07	2.214E-03	Pulse	0.10	3
Ni			1	0.279	ug/l	13.76	370.02	8.116E-04	Pulse	0.10	3
Cu			1	0.270	ug/l	11.60	7,058.44	1.548E-02	Pulse	0.10	3
Cu			1	0.305	ug/l	10.24	3,360.48	7.366E-03	Pulse	0.10	3
Zn			1	1.005	ug/l	14.19	4,297.40	9.425E-03	Pulse	0.10	3
Zn			1	0.584	ug/l	15.22	566.70	1.242E-03	Pulse	0.10	3
Zn			1	1.018	ug/l	9.42	3,237.11	7.097E-03	Pulse	0.10	3
As			1	-0.352	ug/l	-102.72	12,714.16	2.789E-02	Pulse	0.50	3
Se			1	1.764	ug/l	61.97	3,407.16	7.466E-03	Pulse	0.10	3
Se			1	-0.002	ug/l	-41510.65	13,861.57	3.039E-02	Pulse	1.00	3
Se			1	-0.113	ug/l	-409.84	13,872.57	3.042E-02	Pulse	1.00	3
Kr			1	84.912	ug/l	37.65	110.00	2.418E-04	Pulse	0.10	3
Sr			1	0.011	ug/l	6.90	583.36	2.599E-04	Pulse	0.10	3
Mo			1	0.036	ug/l	47.44	330.02	1.473E-04	Pulse	0.10	3
Mo			1	0.044	ug/l	34.14	586.71	2.626E-04	Pulse	0.10	3
Mo			1	0.031	ug/l	38.70	240.01	1.071E-04	Pulse	0.10	3

Quantitation Report

Element	Mass	ISTD	Tune	Conc	Units	RSD(%)	CPS	Ratio	Det	Time(sec)	Rep
Mo			1	0.023	ug/l	35.26	535.65	2.395E-04	Pulse	0.10	3
Mo			1	42.348	ug/l	342.49	30.00	1.323E-05	Pulse	0.10	3
Cd			1	-0.097	ug/l	-39.96	13.33	5.790E-06	Pulse	0.10	3
Ag			1	0.010	ug/l	30.85	196.68	8.503E-05	Pulse	0.10	3
Cd			1	0.043	ug/l	223.79	30.00	1.291E-05	Pulse	0.10	3
Ag			1	0.011	ug/l	51.40	186.67	8.100E-05	Pulse	0.10	3
Cd			1	0.001	ug/l	427.56	50.00	2.169E-05	Pulse	0.10	3
Cd			1	0.021	ug/l	20.17	156.68	6.768E-05	Pulse	0.10	3
Sn			1	0.029	ug/l	53.33	2,770.47	1.197E-03	Pulse	0.10	3
Sb			1	-0.041	ug/l	-31.78	790.05	3.421E-04	Pulse	0.10	3
Sb			1	-0.035	ug/l	-56.73	760.05	3.273E-04	Pulse	0.10	3
Ba			1	0.003	ug/l	439.29	73.34	3.135E-05	Pulse	0.10	3
Ba			1	0.008	ug/l	51.92	100.00	4.327E-05	Pulse	0.10	3
Tl			1	0.011	ug/l	40.44	260.01	1.325E-04	Pulse	0.10	3
Tl			1	0.014	ug/l	5.41	656.71	3.337E-04	Pulse	0.10	3
Pb			1	0.024	ug/l	29.77	893.40	4.536E-04	Pulse	0.10	3
Pb			1	-0.007	ug/l	-243.02	590.04	2.995E-04	Pulse	0.10	3
Pb			1	0.010	ug/l	29.82	3,253.62	1.653E-03	Pulse	0.10	3

ISTD Table

Tune	Element	Mass	CPS	RSD(%)	ISTD Recovery%	Det	Time(sec)	Rep
1	Li		1,098,392.53	2.48	107.5	Pulse	0.10	3
1	Sc		1,552,900.86	4.05	108.4	Pulse	0.10	3
1	Ge		326,569.25	2.23	105.1	Pulse	0.10	3
1	Ge		456,175.53	1.59	105.3	Pulse	0.10	3
1	Rh		2,242,722.73	3.22	106.2	Pulse	0.10	3
1	In		2,314,585.46	3.36	106.1	Pulse	0.10	3
1	Tb		3,262,370.27	3.40	105.6	Pulse	0.10	3
1	Ho		322,569.61	3.57	105.7	Pulse	0.10	3
1	Bi		1,967,418.04	2.07	105.1	Pulse	0.10	3

Quantitation Report

File Name 048SMPL.d
File Path C:\Agilent\ICPMH\1\DATA\xa091919w2.b
Method File
Method Path
Acq Time 9/19/2019 13:50
Sample Name jc94988-32
Sample Type Sample
Comment
Prep Dilution 250.000
Auto Dilution N/A
Total Dilution 250.000
Operator Name admin
Acq Mode Spectrum
Cal Title
Cal Type External Calibration
Last Calib 9/20/2019 7:25
Bkg File
Bkg Mode Count Subtraction except for ISTD
Interference File
FQ Blank File
VIS Fit Point to Point

Tune Step	Tune File
1	

FullQuant Table

Element	Mass	ISTD	Tune	Conc	Units	RSD(%)	CPS	Ratio	Det	Time(sec)	Rep
Be			1	-3.042	ug/l	-22.73	13.33	1.183E-05	Pulse	0.10	3
B			1	2107.670	ug/l	0.75	41,025.37	3.654E-02	Pulse	0.15	3
Na			1	144504.254	ug/l	0.71	12,109,885.24	7.717E+00	Analog	0.10	3
Mg			1	2010.642	ug/l	0.09	112,087.49	7.142E-02	Pulse	0.10	3
Al			1	249.836	ug/l	7.21	48,528.57	3.092E-02	Pulse	0.10	3
K			1	-2607.012	ug/l	-2.91	1,744,194.77	1.111E+00	Pulse	0.10	3
Ca			1	-1281.051	ug/l	-83.53	1,216.77	7.757E-04	Pulse	0.10	3
Ca			1	6519.138	ug/l	8.76	27,062.89	1.725E-02	Pulse	0.10	3
Ti			1	23.709	ug/l	76.16	240.01	5.173E-04	Pulse	0.10	3
V			1	-3.942	ug/l	-324.28	-983.78	-2.115E-03	Pulse	0.30	3
Cr			1	7.729	ug/l	4.24	8,712.67	1.879E-02	Pulse	0.10	3
Cr			1	-8.117	ug/l	-617.52	17,533.24	3.780E-02	Pulse	0.10	3
Mn			1	1012.047	ug/l	1.59	104,906.39	2.262E-01	Pulse	0.10	3
Fe			1	66686.193	ug/l	1.99	6,645,398.44	1.433E+01	Analog	0.10	3
Fe			1	66244.625	ug/l	3.12	156,283.29	3.370E-01	Pulse	0.10	3
Co			1	2.743	ug/l	24.83	426.69	9.198E-04	Pulse	0.10	3
Ni			1	41.994	ug/l	8.76	1,040.07	2.243E-03	Pulse	0.10	3
Ni			1	23.967	ug/l	37.95	256.68	5.535E-04	Pulse	0.10	3
Cu			1	18210.946	ug/l	0.72	773,532.54	1.668E+00	Pulse	0.10	3
Cu			1	18230.467	ug/l	1.63	367,094.62	7.915E-01	Pulse	0.10	3
Zn			1	1408.674	ug/l	7.08	16,528.99	3.563E-02	Pulse	0.10	3
Zn			1	1475.630	ug/l	3.36	2,733.67	5.895E-03	Pulse	0.10	3
Zn			1	1379.352	ug/l	4.58	11,834.69	2.552E-02	Pulse	0.10	3
As			1	65.666	ug/l	58.17	14,398.84	3.105E-02	Pulse	0.50	3
Se			1	-479.223	ug/l	-58.88	2,967.06	6.398E-03	Pulse	0.10	3
Se			1	32.086	ug/l	369.98	14,151.47	3.051E-02	Pulse	1.00	3
Se			1	9.296	ug/l	850.29	14,196.47	3.061E-02	Pulse	1.00	3
Kr			1	11989.851	ug/l	18.42	63.33	1.366E-04	Pulse	0.10	3
Sr			1	17.297	ug/l	4.23	2,276.90	1.003E-03	Pulse	0.10	3
Mo			1	15.492	ug/l	23.74	486.69	2.144E-04	Pulse	0.10	3
Mo			1	15.811	ug/l	18.65	740.05	3.258E-04	Pulse	0.10	3
Mo			1	9.181	ug/l	43.05	263.35	1.160E-04	Pulse	0.10	3
Mo			1	11.627	ug/l	12.32	766.16	3.374E-04	Pulse	0.10	3
Mo			1	3446.201	ug/l	1798.33	26.67	1.176E-05	Pulse	0.10	3
Cd			1	10.782	ug/l	340.52	56.67	2.395E-05	Pulse	0.10	3
Ag			1	2.158	ug/l	99.89	183.34	7.768E-05	Pulse	0.10	3
Cd			1	38.910	ug/l	102.31	53.33	2.265E-05	Pulse	0.10	3

Quantitation Report

Element	Mass	ISTD	Tune	Conc	Units	RSD(%)	CPS	Ratio	Det	Time(sec)	Rep
Ag			1	2.016	ug/l	42.70	156.67	6.644E-05	Pulse	0.10	3
Cd			1	13.774	ug/l	38.92	203.34	8.608E-05	Pulse	0.10	3
Cd			1	19.734	ug/l	16.76	550.03	2.331E-04	Pulse	0.10	3
Sn			1	115.628	ug/l	7.81	6,795.05	2.878E-03	Pulse	0.10	3
Sb			1	10.167	ug/l	7.79	1,730.16	7.330E-04	Pulse	0.10	3
Sb			1	11.273	ug/l	10.23	1,476.79	6.257E-04	Pulse	0.10	3
Ba			1	20.751	ug/l	19.80	290.01	1.228E-04	Pulse	0.10	3
Ba			1	23.409	ug/l	12.89	503.37	2.133E-04	Pulse	0.10	3
Tl			1	-0.397	ug/l	-38.02	116.67	5.866E-05	Pulse	0.10	3
Tl			1	-0.023	ug/l	-3027.82	290.01	1.455E-04	Pulse	0.10	3
Pb			1	430.225	ug/l	1.29	16,756.82	8.422E-03	Pulse	0.10	3
Pb			1	409.527	ug/l	0.81	14,187.37	7.131E-03	Pulse	0.10	3
Pb			1	416.059	ug/l	0.76	65,669.17	3.300E-02	Pulse	0.10	3

ISTD Table

Tune	Element	Mass	CPS	RSD(%)	ISTD Recovery%	Det	Time(sec)	Rep
1	Li		1,122,872.33	0.73	109.9	Pulse	0.10	3
1	Sc		1,569,394.35	0.89	109.6	Pulse	0.10	3
1	Ge		335,963.22	0.85	108.1	Pulse	0.10	3
1	Ge		463,790.68	0.45	107.1	Pulse	0.10	3
1	Rh		2,270,990.54	0.26	107.6	Pulse	0.10	3
1	In		2,360,298.40	0.55	108.2	Pulse	0.10	3
1	Tb		3,296,721.93	0.68	106.7	Pulse	0.10	3
1	Ho		324,735.44	0.88	106.4	Pulse	0.10	3
1	Bi		1,989,658.30	0.92	106.3	Pulse	0.10	3

Quantitation Report

File Name 049SMPL.d
File Path C:\Agilent\ICPMH\1\DATA\xa091919w2.b
Method File
Method Path
Acq Time 9/19/2019 13:53
Sample Name jc94988-33
Sample Type Sample
Comment
Prep Dilution 5.000
Auto Dilution N/A
Total Dilution 5.000
Operator Name admin
Acq Mode Spectrum
Cal Title
Cal Type External Calibration
Last Calib 9/20/2019 7:25
Bkg File
Bkg Mode Count Subtraction except for ISTD
Interference File
FQ Blank File
VIS Fit Point to Point

Tune Step	Tune File
1	

FullQuant Table

Element	Mass	ISTD	Tune	Conc	Units	RSD(%)	CPS	Ratio	Det	Time(sec)	Rep
Be			1	-0.048	ug/l	-38.68	23.33	2.102E-05	Pulse	0.10	3
B			1	1741.950	ug/l	0.78	788,763.67	7.090E-01	Pulse	0.15	3
Na			1	151960.510	ug/l	0.44	622,773,684.05	3.972E+02	Analog	0.10	3
Mg			1	162.446	ug/l	0.53	424,171.06	2.705E-01	Pulse	0.10	3
Al			1	6.355	ug/l	8.67	52,767.08	3.365E-02	Pulse	0.10	3
K			1	678.339	ug/l	0.53	4,228,259.31	2.697E+00	Pulse	0.10	3
Ca			1	3808.872	ug/l	0.59	25,657.22	1.636E-02	Pulse	0.10	3
Ca			1	3979.798	ug/l	0.93	424,495.01	2.708E-01	Pulse	0.10	3
Ti			1	0.811	ug/l	16.86	346.68	7.482E-04	Pulse	0.10	3
V			1	0.811	ug/l	32.89	2,841.87	6.152E-03	Pulse	0.30	3
Cr			1	0.198	ug/l	52.46	8,859.40	1.914E-02	Pulse	0.10	3
Cr			1	-2.876	ug/l	-26.18	16,301.94	3.521E-02	Pulse	0.10	3
Mn			1	22.162	ug/l	0.88	114,378.39	2.471E-01	Pulse	0.10	3
Fe			1	1072.803	ug/l	1.58	5,543,624.50	1.197E+01	Analog	0.10	3
Fe			1	1050.390	ug/l	2.33	128,975.12	2.786E-01	Pulse	0.10	3
Co			1	0.045	ug/l	27.61	386.69	8.345E-04	Pulse	0.10	3
Ni			1	1.056	ug/l	10.15	1,230.09	2.656E-03	Pulse	0.10	3
Ni			1	0.716	ug/l	64.19	286.68	6.201E-04	Pulse	0.10	3
Cu			1	206.226	ug/l	1.71	439,035.25	9.484E-01	Pulse	0.10	3
Cu			1	204.013	ug/l	2.94	205,831.14	4.447E-01	Pulse	0.10	3
Zn			1	24.998	ug/l	2.21	14,833.86	3.204E-02	Pulse	0.10	3
Zn			1	25.296	ug/l	3.93	2,386.93	5.157E-03	Pulse	0.10	3
Zn			1	24.432	ug/l	6.25	10,620.44	2.294E-02	Pulse	0.10	3
As			1	1.812	ug/l	111.74	14,602.83	3.156E-02	Pulse	0.50	3
Se			1	8.306	ug/l	76.57	3,443.85	7.436E-03	Pulse	0.10	3
Se			1	0.042	ug/l	7333.52	14,073.42	3.040E-02	Pulse	1.00	3
Se			1	-0.233	ug/l	-817.47	14,120.08	3.050E-02	Pulse	1.00	3
Kr			1	304.094	ug/l	33.90	80.00	1.732E-04	Pulse	0.10	3
Sr			1	7.055	ug/l	2.20	39,686.77	1.799E-02	Pulse	0.10	3
Mo			1	1.391	ug/l	13.21	1,683.48	7.639E-04	Pulse	0.10	3
Mo			1	1.413	ug/l	12.15	2,293.59	1.039E-03	Pulse	0.10	3
Mo			1	1.169	ug/l	25.03	956.73	4.330E-04	Pulse	0.10	3
Mo			1	1.313	ug/l	3.26	2,712.69	1.230E-03	Pulse	0.10	3
Mo			1	-784.218	ug/l	-64.03	6.67	2.983E-06	Pulse	0.10	3
Cd			1	-0.046	ug/l	-718.09	40.00	1.717E-05	Pulse	0.10	3
Ag			1	0.021	ug/l	103.02	120.01	5.152E-05	Pulse	0.10	3
Cd			1	0.381	ug/l	99.32	36.67	1.578E-05	Pulse	0.10	3

Quantitation Report

Element	Mass	ISTD	Tune	Conc	Units	RSD(%)	CPS	Ratio	Det	Time(sec)	Rep
Ag			1	0.025	ug/l	49.01	113.34	4.872E-05	Pulse	0.10	3
Cd			1	0.342	ug/l	27.36	236.68	1.018E-04	Pulse	0.10	3
Cd			1	0.434	ug/l	25.48	593.37	2.555E-04	Pulse	0.10	3
Sn			1	2.104	ug/l	7.11	6,314.84	2.717E-03	Pulse	0.10	3
Sb			1	16.091	ug/l	2.63	37,044.52	1.593E-02	Pulse	0.10	3
Sb			1	15.836	ug/l	0.91	28,566.85	1.229E-02	Pulse	0.10	3
Ba			1	0.555	ug/l	25.42	360.02	1.549E-04	Pulse	0.10	3
Ba			1	0.776	ug/l	14.11	780.06	3.353E-04	Pulse	0.10	3
Tl			1	-0.023	ug/l	-51.68	80.00	4.105E-05	Pulse	0.10	3
Tl			1	-0.015	ug/l	-78.79	206.68	1.058E-04	Pulse	0.10	3
Pb			1	10.671	ug/l	1.66	20,227.86	1.036E-02	Pulse	0.10	3
Pb			1	10.292	ug/l	4.43	17,327.40	8.876E-03	Pulse	0.10	3
Pb			1	10.460	ug/l	1.19	80,244.53	4.111E-02	Pulse	0.10	3

ISTD Table

Tune	Element	Mass	CPS	RSD(%)	ISTD Recovery%	Det	Time(sec)	Rep
1	Li		1,112,448.60	0.63	108.9	Pulse	0.10	3
1	Sc		1,567,832.01	0.60	109.5	Pulse	0.10	3
1	Ge		331,195.09	1.11	106.6	Pulse	0.10	3
1	Ge		462,963.41	1.08	106.9	Pulse	0.10	3
1	Rh		2,206,160.28	1.47	104.5	Pulse	0.10	3
1	In		2,324,749.36	0.73	106.6	Pulse	0.10	3
1	Tb		3,275,051.41	0.40	106.0	Pulse	0.10	3
1	Ho		327,684.07	1.03	107.3	Pulse	0.10	3
1	Bi		1,951,888.41	1.11	104.3	Pulse	0.10	3

Quantitation Report

File Name 050SMPL.d
File Path C:\Agilent\ICPMH\1\DATA\xa091919w2.b
Method File
Method Path
Acq Time 9/19/2019 13:57
Sample Name mp17345-mb1 1
Sample Type Sample
Comment
Prep Dilution 1.000
Auto Dilution N/A
Total Dilution 1.000
Operator Name admin
Acq Mode Spectrum
Cal Title
Cal Type External Calibration
Last Calib 9/20/2019 7:25
Bkg File
Bkg Mode Count Subtraction except for ISTD
Interference File
FQ Blank File
VIS Fit Point to Point

Tune Step	Tune File
1	

FullQuant Table

Element	Mass	ISTD	Tune	Conc	Units	RSD(%)	CPS	Ratio	Det	Time(sec)	Rep
Be			1	-0.003	ug/l	-127.10	50.00	4.487E-05	Pulse	0.10	3
B			1	6.923	ug/l	5.54	37,352.47	3.355E-02	Pulse	0.15	3
Na			1	4.287	ug/l	27.63	345,304.73	2.211E-01	Pulse	0.10	3
Mg			1	-0.165	ug/l	-22.34	7,141.76	4.571E-03	Pulse	0.10	3
Al			1	0.098	ug/l	19.09	34,162.17	2.186E-02	Pulse	0.10	3
K			1	-15.009	ug/l	-9.28	1,658,629.77	1.062E+00	Pulse	0.10	3
Ca			1	-31.944	ug/l	-4.36	360.02	2.305E-04	Pulse	0.10	3
Ca			1	-1.673	ug/l	-33.19	12,672.06	8.111E-03	Pulse	0.10	3
Ti			1	0.018	ug/l	177.46	116.67	2.547E-04	Pulse	0.10	3
V			1	-0.010	ug/l	-835.29	-837.39	-1.830E-03	Pulse	0.30	3
Cr			1	-0.032	ug/l	-46.21	7,438.56	1.621E-02	Pulse	0.10	3
Cr			1	0.720	ug/l	39.27	18,994.94	4.140E-02	Pulse	0.10	3
Mn			1	-0.011	ug/l	-64.99	2,596.99	5.663E-03	Pulse	0.10	3
Fe			1	-1.613	ug/l	-28.85	1,019,545.76	2.222E+00	Pulse	0.10	3
Fe			1	-2.954	ug/l	-11.10	23,928.31	5.215E-02	Pulse	0.10	3
Co			1	-0.002	ug/l	-92.59	156.67	3.415E-04	Pulse	0.10	3
Ni			1	-0.007	ug/l	-145.49	260.01	5.671E-04	Pulse	0.10	3
Ni			1	-0.013	ug/l	-209.12	183.34	3.999E-04	Pulse	0.10	3
Cu			1	-0.023	ug/l	-142.66	4,040.64	8.808E-03	Pulse	0.10	3
Cu			1	-0.013	ug/l	-331.52	1,803.50	3.934E-03	Pulse	0.10	3
Zn			1	-0.033	ug/l	-81.40	1,626.82	3.545E-03	Pulse	0.10	3
Zn			1	-0.271	ug/l	-57.84	226.68	4.946E-04	Pulse	0.10	3
Zn			1	0.070	ug/l	155.24	1,473.46	3.215E-03	Pulse	0.10	3
As			1	-0.105	ug/l	-258.86	13,376.49	2.916E-02	Pulse	0.50	3
Se			1	0.819	ug/l	153.11	3,300.47	7.192E-03	Pulse	0.10	3
Se			1	-0.405	ug/l	-93.55	13,773.16	3.002E-02	Pulse	1.00	3
Se			1	-0.377	ug/l	-76.87	13,799.83	3.008E-02	Pulse	1.00	3
Kr			1	53.451	ug/l	23.66	70.00	1.522E-04	Pulse	0.10	3
Sr			1	0.004	ug/l	21.24	413.36	1.822E-04	Pulse	0.10	3
Mo			1	-0.009	ug/l	-34.54	80.00	3.522E-05	Pulse	0.10	3
Mo			1	-0.009	ug/l	-137.54	203.35	8.965E-05	Pulse	0.10	3
Mo			1	0.001	ug/l	747.73	133.34	5.870E-05	Pulse	0.10	3

Quantitation Report

Element	Mass	ISTD	Tune	Conc	Units	RSD(%)	CPS	Ratio	Det	Time(sec)	Rep
Mo			1	-0.017	ug/l	-19.46	171.40	7.553E-05	Pulse	0.10	3
Mo			1	-100.817	ug/l	-48.24	13.33	5.865E-06	Pulse	0.10	3
Cd			1	-0.009	ug/l	-370.91	40.00	1.718E-05	Pulse	0.10	3
Ag			1	0.001	ug/l	226.16	73.33	3.145E-05	Pulse	0.10	3
Cd			1	0.076	ug/l	151.06	36.67	1.574E-05	Pulse	0.10	3
Ag			1	0.001	ug/l	90.88	60.00	2.576E-05	Pulse	0.10	3
Cd			1	-0.006	ug/l	-148.02	30.00	1.287E-05	Pulse	0.10	3
Cd			1	0.011	ug/l	50.39	90.01	3.864E-05	Pulse	0.10	3
Sn			1	-0.075	ug/l	-30.35	1,853.53	7.955E-04	Pulse	0.10	3
Sb			1	-0.086	ug/l	-9.40	300.02	1.288E-04	Pulse	0.10	3
Sb			1	-0.093	ug/l	-2.53	253.34	1.087E-04	Pulse	0.10	3
Ba			1	-0.014	ug/l	-56.16	26.67	1.147E-05	Pulse	0.10	3
Ba			1	0.014	ug/l	52.57	130.01	5.575E-05	Pulse	0.10	3
Tl			1	-0.006	ug/l	-46.26	63.33	3.198E-05	Pulse	0.10	3
Tl			1	-0.006	ug/l	-15.72	120.00	6.048E-05	Pulse	0.10	3
Pb			1	0.000	ug/l	-3320.86	676.71	3.406E-04	Pulse	0.10	3
Pb			1	-0.026	ug/l	-24.75	436.69	2.199E-04	Pulse	0.10	3
Pb			1	-0.016	ug/l	-39.92	2,313.50	1.165E-03	Pulse	0.10	3

ISTD Table

Tune	Element	Mass	CPS	RSD(%)	ISTD Recovery%	Det	Time(sec)	Rep
1	Li		1,113,202.11	0.52	109.0	Pulse	0.10	3
1	Sc		1,562,416.64	0.94	109.1	Pulse	0.10	3
1	Ge		330,683.35	0.55	106.4	Pulse	0.10	3
1	Ge		458,871.37	1.51	105.9	Pulse	0.10	3
1	Rh		2,269,615.90	0.63	107.5	Pulse	0.10	3
1	In		2,330,285.06	0.49	106.9	Pulse	0.10	3
1	Tb		3,297,790.58	0.39	106.8	Pulse	0.10	3
1	Ho		325,464.42	1.41	106.6	Pulse	0.10	3
1	Bi		1,985,361.38	0.77	106.1	Pulse	0.10	3

Quantitation Report

File Name 051SMPL.d
File Path C:\Agilent\ICPMH\1\DATA\xa091919w2.b
Method File
Method Path
Acq Time 9/19/2019 14:00
Sample Name mp17345-b1
Sample Type Sample
Comment
Prep Dilution 1.000
Auto Dilution N/A
Total Dilution 1.000
Operator Name admin
Acq Mode Spectrum
Cal Title
Cal Type External Calibration
Last Calib 9/20/2019 7:25
Bkg File
Bkg Mode Count Subtraction except for ISTD
Interference File
FQ Blank File
VIS Fit Point to Point

Tune Step	Tune File
1	

FullQuant Table

Element	Mass	ISTD	Tune	Conc	Units	RSD(%)	CPS	Ratio	Det	Time(sec)	Rep
Be			1	74.488	ug/l	0.89	300,705.41	2.759E-01	Pulse	0.10	3
B			1	78.644	ug/l	0.43	191,166.69	1.754E-01	Pulse	0.15	3
Na			1	1881.013	ug/l	0.86	38,682,998.59	2.474E+01	Analog	0.10	3
Mg			1	1941.112	ug/l	0.75	24,731,418.80	1.582E+01	Analog	0.10	3
Al			1	1843.797	ug/l	0.44	29,002,431.24	1.855E+01	Analog	0.10	3
K			1	1934.145	ug/l	0.49	34,737,307.82	2.221E+01	Analog	0.10	3
Ca			1	1965.083	ug/l	2.32	63,837.20	4.083E-02	Pulse	0.10	3
Ca			1	1978.105	ug/l	0.89	1,032,011.03	6.600E-01	Pulse	0.10	3
Ti			1	75.047	ug/l	1.57	118,712.71	2.572E-01	Pulse	0.10	3
V			1	75.507	ug/l	0.30	1,619,205.76	3.508E+00	Pulse	0.30	3
Cr			1	74.185	ug/l	0.23	1,410,129.35	3.055E+00	Pulse	0.10	3
Cr			1	73.404	ug/l	1.25	179,558.47	3.890E-01	Pulse	0.10	3
Mn			1	74.564	ug/l	1.07	1,872,781.53	4.057E+00	Pulse	0.10	3
Fe			1	1882.667	ug/l	0.59	40,265,996.07	8.723E+01	Analog	0.10	3
Fe			1	1934.635	ug/l	0.37	974,880.66	2.112E+00	Pulse	0.10	3
Co			1	73.631	ug/l	0.59	1,495,045.50	3.239E+00	Pulse	0.10	3
Ni			1	73.605	ug/l	1.06	324,719.13	7.035E-01	Pulse	0.10	3
Ni			1	73.250	ug/l	0.89	47,713.73	1.034E-01	Pulse	0.10	3
Cu			1	74.081	ug/l	0.97	782,868.40	1.696E+00	Pulse	0.10	3
Cu			1	72.804	ug/l	0.37	364,775.20	7.903E-01	Pulse	0.10	3
Zn			1	74.586	ug/l	0.39	196,637.15	4.260E-01	Pulse	0.10	3
Zn			1	75.739	ug/l	2.66	30,920.19	6.699E-02	Pulse	0.10	3
Zn			1	74.716	ug/l	0.86	142,563.97	3.089E-01	Pulse	0.10	3
As			1	74.978	ug/l	0.52	191,463.28	4.148E-01	Pulse	0.50	3
Se			1	185.338	ug/l	1.10	28,028.39	6.072E-02	Pulse	0.10	3
Se			1	187.285	ug/l	1.44	94,260.78	2.042E-01	Pulse	1.00	3
Se			1	190.494	ug/l	1.07	127,411.63	2.760E-01	Pulse	1.00	3
Kr			1	83.592	ug/l	31.14	110.00	2.381E-04	Pulse	0.10	3
Sr			1	78.064	ug/l	0.69	2,203,859.86	9.883E-01	Pulse	0.10	3
Mo			1	75.046	ug/l	1.25	425,472.18	1.908E-01	Pulse	0.10	3
Mo			1	74.673	ug/l	0.78	542,088.82	2.431E-01	Pulse	0.10	3
Mo			1	74.278	ug/l	1.10	266,729.71	1.196E-01	Pulse	0.10	3
Mo			1	74.729	ug/l	0.60	688,749.99	3.089E-01	Pulse	0.10	3
Mo			1	-40.914	ug/l	-368.13	20.00	8.947E-06	Pulse	0.10	3

Quantitation Report

Element	Mass	ISTD	Tune	Conc	Units	RSD(%)	CPS	Ratio	Det	Time(sec)	Rep
Cd			1	71.242	ug/l	0.46	21,722.22	9.251E-03	Pulse	0.10	3
Ag			1	75.231	ug/l	1.58	1,043,209.02	4.443E-01	Pulse	0.10	3
Cd			1	73.207	ug/l	3.86	14,904.24	6.346E-03	Pulse	0.10	3
Ag			1	75.696	ug/l	1.22	1,003,788.79	4.275E-01	Pulse	0.10	3
Cd			1	73.505	ug/l	0.16	205,368.20	8.746E-02	Pulse	0.10	3
Cd			1	73.575	ug/l	0.78	493,267.96	2.101E-01	Pulse	0.10	3
Sn			1	73.784	ug/l	0.64	674,462.91	2.872E-01	Pulse	0.10	3
Sb			1	70.800	ug/l	0.65	796,455.95	3.392E-01	Pulse	0.10	3
Sb			1	70.252	ug/l	1.73	617,214.68	2.629E-01	Pulse	0.10	3
Ba			1	74.637	ug/l	0.32	201,331.01	8.574E-02	Pulse	0.10	3
Ba			1	74.401	ug/l	1.18	345,811.78	1.473E-01	Pulse	0.10	3
Tl			1	74.282	ug/l	1.15	828,901.61	4.208E-01	Pulse	0.10	3
Tl			1	75.226	ug/l	0.16	1,997,133.83	1.014E+00	Pulse	0.10	3
Pb			1	77.033	ug/l	0.90	713,125.07	3.620E-01	Pulse	0.10	3
Pb			1	76.964	ug/l	0.70	630,072.04	3.199E-01	Pulse	0.10	3
Pb			1	76.784	ug/l	0.59	2,868,718.90	1.456E+00	Pulse	0.10	3

ISTD Table

Tune	Element	Mass	CPS	RSD(%)	ISTD Recovery%	Det	Time(sec)	Rep
1	Li		1,089,750.39	0.66	106.7	Pulse	0.10	3
1	Sc		1,563,663.98	0.66	109.2	Pulse	0.10	3
1	Ge		332,339.49	1.71	106.9	Pulse	0.10	3
1	Ge		461,597.02	0.59	106.6	Pulse	0.10	3
1	Rh		2,229,922.42	0.48	105.6	Pulse	0.10	3
1	In		2,348,117.45	1.10	107.7	Pulse	0.10	3
1	Tb		3,311,659.22	0.79	107.2	Pulse	0.10	3
1	Ho		326,658.34	0.61	107.0	Pulse	0.10	3
1	Bi		1,969,783.46	0.39	105.2	Pulse	0.10	3

Quantitation Report

File Name 052SMPL.d
File Path C:\Agilent\ICPMH\1\DATA\xa091919w2.b
Method File
Method Path
Acq Time 9/19/2019 14:03
Sample Name mp17345-s1
Sample Type Sample
Comment
Prep Dilution 1.000
Auto Dilution N/A
Total Dilution 1.000
Operator Name admin
Acq Mode Spectrum
Cal Title
Cal Type External Calibration
Last Calib 9/20/2019 7:25
Bkg File
Bkg Mode Count Subtraction except for ISTD
Interference File
FQ Blank File
VIS Fit Point to Point

Tune Step	Tune File
1	

FullQuant Table

Element	Mass	ISTD	Tune	Conc	Units	RSD(%)	CPS	Ratio	Det	Time(sec)	Rep
Be			1	75.177	ug/l	0.53	301,707.20	2.785E-01	Pulse	0.10	3
B			1	74.261	ug/l	2.05	180,663.63	1.668E-01	Pulse	0.15	3
Na			1	2042.211	ug/l	0.64	40,866,960.22	2.685E+01	Analog	0.10	3
Mg			1	2087.680	ug/l	0.41	25,895,580.45	1.701E+01	Analog	0.10	3
Al			1	1975.224	ug/l	0.63	30,248,028.72	1.987E+01	Analog	0.10	3
K			1	2065.588	ug/l	0.28	35,991,087.80	2.364E+01	Analog	0.10	3
Ca			1	2176.556	ug/l	0.80	68,692.06	4.512E-02	Pulse	0.10	3
Ca			1	2195.325	ug/l	0.69	1,113,618.63	7.315E-01	Pulse	0.10	3
Ti			1	76.119	ug/l	0.52	115,067.26	2.609E-01	Pulse	0.10	3
V			1	78.556	ug/l	0.53	1,609,772.99	3.650E+00	Pulse	0.30	3
Cr			1	77.005	ug/l	0.52	1,398,383.73	3.170E+00	Pulse	0.10	3
Cr			1	71.445	ug/l	1.17	167,450.62	3.796E-01	Pulse	0.10	3
Mn			1	79.770	ug/l	0.97	1,914,337.73	4.340E+00	Pulse	0.10	3
Fe			1	2032.518	ug/l	0.36	41,459,287.72	9.399E+01	Analog	0.10	3
Fe			1	2049.621	ug/l	0.81	985,500.85	2.234E+00	Pulse	0.10	3
Co			1	76.859	ug/l	0.60	1,491,266.96	3.381E+00	Pulse	0.10	3
Ni			1	76.912	ug/l	0.71	324,226.83	7.351E-01	Pulse	0.10	3
Ni			1	77.293	ug/l	1.29	48,101.40	1.091E-01	Pulse	0.10	3
Cu			1	77.731	ug/l	1.11	784,726.60	1.779E+00	Pulse	0.10	3
Cu			1	76.786	ug/l	1.07	367,525.34	8.333E-01	Pulse	0.10	3
Zn			1	83.225	ug/l	0.52	209,477.68	4.749E-01	Pulse	0.10	3
Zn			1	84.214	ug/l	1.84	32,817.09	7.440E-02	Pulse	0.10	3
Zn			1	82.707	ug/l	1.62	150,665.53	3.416E-01	Pulse	0.10	3
As			1	78.076	ug/l	1.24	189,970.47	4.307E-01	Pulse	0.50	3
Se			1	184.736	ug/l	2.01	26,706.14	6.055E-02	Pulse	0.10	3
Se			1	208.115	ug/l	0.71	98,601.90	2.235E-01	Pulse	1.00	3
Se			1	212.247	ug/l	0.68	134,116.62	3.041E-01	Pulse	1.00	3
Kr			1	53.034	ug/l	22.60	66.67	1.510E-04	Pulse	0.10	3
Sr			1	80.405	ug/l	1.12	2,219,362.00	1.018E+00	Pulse	0.10	3
Mo			1	72.453	ug/l	0.79	401,625.32	1.842E-01	Pulse	0.10	3
Mo			1	71.586	ug/l	1.37	508,104.59	2.331E-01	Pulse	0.10	3
Mo			1	71.881	ug/l	0.32	252,392.97	1.158E-01	Pulse	0.10	3
Mo			1	72.131	ug/l	0.73	650,014.25	2.981E-01	Pulse	0.10	3
Mo			1	111.401	ug/l	120.18	36.67	1.678E-05	Pulse	0.10	3

Quantitation Report

Element	Mass	ISTD	Tune	Conc	Units	RSD(%)	CPS	Ratio	Det	Time(sec)	Rep
Cd			1	73.005	ug/l	1.38	21,505.30	9.480E-03	Pulse	0.10	3
Ag			1	74.699	ug/l	0.30	1,000,841.78	4.412E-01	Pulse	0.10	3
Cd			1	76.372	ug/l	0.82	15,017.64	6.620E-03	Pulse	0.10	3
Ag			1	74.468	ug/l	0.34	954,114.44	4.206E-01	Pulse	0.10	3
Cd			1	75.297	ug/l	0.86	203,243.58	8.959E-02	Pulse	0.10	3
Cd			1	75.400	ug/l	0.41	488,372.19	2.153E-01	Pulse	0.10	3
Sn			1	69.953	ug/l	0.90	617,930.95	2.724E-01	Pulse	0.10	3
Sb			1	68.840	ug/l	0.68	748,235.25	3.298E-01	Pulse	0.10	3
Sb			1	68.471	ug/l	0.81	581,282.45	2.562E-01	Pulse	0.10	3
Ba			1	77.078	ug/l	1.65	200,871.28	8.854E-02	Pulse	0.10	3
Ba			1	77.560	ug/l	0.51	348,302.20	1.535E-01	Pulse	0.10	3
Tl			1	76.027	ug/l	0.59	817,133.22	4.307E-01	Pulse	0.10	3
Tl			1	76.617	ug/l	0.88	1,959,147.68	1.033E+00	Pulse	0.10	3
Pb			1	78.712	ug/l	1.30	701,832.28	3.699E-01	Pulse	0.10	3
Pb			1	78.196	ug/l	0.50	616,580.33	3.250E-01	Pulse	0.10	3
Pb			1	78.364	ug/l	0.45	2,819,873.42	1.486E+00	Pulse	0.10	3

ISTD Table

Tune	Element	Mass	CPS	RSD(%)	ISTD Recovery%	Det	Time(sec)	Rep
1	Li		1,083,332.98	0.80	106.1	Pulse	0.10	3
1	Sc		1,522,352.37	1.00	106.3	Pulse	0.10	3
1	Ge		315,580.55	0.69	101.6	Pulse	0.10	3
1	Ge		441,091.71	0.68	101.8	Pulse	0.10	3
1	Rh		2,180,309.55	0.80	103.3	Pulse	0.10	3
1	In		2,268,547.06	0.42	104.0	Pulse	0.10	3
1	Tb		3,185,592.45	0.44	103.1	Pulse	0.10	3
1	Ho		314,053.00	0.47	102.9	Pulse	0.10	3
1	Bi		1,897,242.16	0.10	101.4	Pulse	0.10	3

Quantitation Report

File Name 053SMPL.d
File Path C:\Agilent\ICPMH\1\DATA\xa091919w2.b
Method File
Method Path
Acq Time 9/19/2019 14:07
Sample Name mp17345-s2
Sample Type Sample
Comment
Prep Dilution 1.000
Auto Dilution N/A
Total Dilution 1.000
Operator Name admin
Acq Mode Spectrum
Cal Title
Cal Type External Calibration
Last Calib 9/20/2019 7:25
Bkg File
Bkg Mode Count Subtraction except for ISTD
Interference File
FQ Blank File
VIS Fit Point to Point

Tune Step	Tune File
1	

FullQuant Table

Element	Mass	ISTD	Tune	Conc	Units	RSD(%)	CPS	Ratio	Det	Time(sec)	Rep
Be			1	75.587	ug/l	0.81	304,526.86	2.800E-01	Pulse	0.10	3
B			1	74.571	ug/l	1.70	182,015.56	1.674E-01	Pulse	0.15	3
Na			1	2016.252	ug/l	1.00	40,132,716.07	2.651E+01	Analog	0.10	3
Mg			1	2091.279	ug/l	0.99	25,799,282.95	1.704E+01	Analog	0.10	3
Al			1	1966.976	ug/l	1.75	29,955,702.05	1.979E+01	Analog	0.10	3
K			1	2037.887	ug/l	0.60	35,340,893.64	2.334E+01	Analog	0.10	3
Ca			1	2151.386	ug/l	0.90	67,547.38	4.461E-02	Pulse	0.10	3
Ca			1	2190.399	ug/l	0.39	1,105,232.54	7.299E-01	Pulse	0.10	3
Ti			1	76.428	ug/l	0.94	114,892.79	2.619E-01	Pulse	0.10	3
V			1	78.565	ug/l	1.46	1,601,041.82	3.650E+00	Pulse	0.30	3
Cr			1	76.798	ug/l	0.93	1,386,947.27	3.162E+00	Pulse	0.10	3
Cr			1	70.398	ug/l	1.13	164,349.56	3.746E-01	Pulse	0.10	3
Mn			1	78.952	ug/l	0.78	1,884,331.22	4.296E+00	Pulse	0.10	3
Fe			1	2025.641	ug/l	1.21	41,093,361.05	9.368E+01	Analog	0.10	3
Fe			1	2048.912	ug/l	1.35	979,679.80	2.233E+00	Pulse	0.10	3
Co			1	76.647	ug/l	1.10	1,478,932.06	3.372E+00	Pulse	0.10	3
Ni			1	76.555	ug/l	1.22	320,937.49	7.317E-01	Pulse	0.10	3
Ni			1	78.012	ug/l	1.15	48,278.62	1.101E-01	Pulse	0.10	3
Cu			1	77.151	ug/l	1.37	774,613.74	1.766E+00	Pulse	0.10	3
Cu			1	76.663	ug/l	0.89	364,940.18	8.319E-01	Pulse	0.10	3
Zn			1	82.250	ug/l	1.53	205,888.99	4.694E-01	Pulse	0.10	3
Zn			1	82.054	ug/l	4.66	31,802.02	7.251E-02	Pulse	0.10	3
Zn			1	82.038	ug/l	1.75	148,645.78	3.388E-01	Pulse	0.10	3
As			1	77.447	ug/l	2.91	187,482.32	4.275E-01	Pulse	0.50	3
Se			1	189.115	ug/l	3.41	27,123.55	6.182E-02	Pulse	0.10	3
Se			1	209.564	ug/l	1.34	98,645.89	2.249E-01	Pulse	1.00	3
Se			1	212.063	ug/l	1.16	133,270.49	3.038E-01	Pulse	1.00	3
Kr			1	90.540	ug/l	29.98	113.34	2.579E-04	Pulse	0.10	3
Sr			1	80.677	ug/l	0.95	2,198,889.66	1.021E+00	Pulse	0.10	3
Mo			1	73.115	ug/l	0.97	400,198.25	1.859E-01	Pulse	0.10	3
Mo			1	72.839	ug/l	0.84	510,509.69	2.371E-01	Pulse	0.10	3
Mo			1	72.779	ug/l	0.12	252,320.65	1.172E-01	Pulse	0.10	3
Mo			1	72.722	ug/l	0.77	647,091.58	3.006E-01	Pulse	0.10	3
Mo			1	-34.378	ug/l	-693.97	20.00	9.283E-06	Pulse	0.10	3

Quantitation Report

Element	Mass	ISTD	Tune	Conc	Units	RSD(%)	CPS	Ratio	Det	Time(sec)	Rep
Cd			1	71.454	ug/l	1.25	20,677.51	9.279E-03	Pulse	0.10	3
Ag			1	74.692	ug/l	0.17	983,112.80	4.411E-01	Pulse	0.10	3
Cd			1	77.764	ug/l	2.10	15,020.96	6.740E-03	Pulse	0.10	3
Ag			1	75.032	ug/l	0.58	944,402.07	4.238E-01	Pulse	0.10	3
Cd			1	75.174	ug/l	0.36	199,333.55	8.945E-02	Pulse	0.10	3
Cd			1	75.570	ug/l	1.86	480,838.87	2.158E-01	Pulse	0.10	3
Sn			1	71.098	ug/l	1.81	616,925.77	2.768E-01	Pulse	0.10	3
Sb			1	72.665	ug/l	0.82	775,814.26	3.481E-01	Pulse	0.10	3
Sb			1	71.872	ug/l	0.66	599,349.95	2.689E-01	Pulse	0.10	3
Ba			1	76.869	ug/l	1.27	196,787.15	8.830E-02	Pulse	0.10	3
Ba			1	77.721	ug/l	0.54	342,872.13	1.539E-01	Pulse	0.10	3
Tl			1	76.251	ug/l	0.51	806,867.07	4.320E-01	Pulse	0.10	3
Tl			1	76.540	ug/l	0.10	1,926,933.46	1.032E+00	Pulse	0.10	3
Pb			1	79.006	ug/l	0.50	693,557.05	3.713E-01	Pulse	0.10	3
Pb			1	79.271	ug/l	0.47	615,380.73	3.295E-01	Pulse	0.10	3
Pb			1	78.849	ug/l	0.41	2,793,459.42	1.496E+00	Pulse	0.10	3

ISTD Table

Tune	Element	Mass	CPS	RSD(%)	ISTD Recovery%	Det	Time(sec)	Rep
1	Li		1,087,473.24	0.68	106.5	Pulse	0.10	3
1	Sc		1,514,177.74	1.05	105.7	Pulse	0.10	3
1	Ge		313,078.46	0.81	100.7	Pulse	0.10	3
1	Ge		438,672.65	1.05	101.3	Pulse	0.10	3
1	Rh		2,152,817.63	0.12	102.0	Pulse	0.10	3
1	In		2,228,559.44	0.24	102.2	Pulse	0.10	3
1	Tb		3,126,788.91	0.37	101.2	Pulse	0.10	3
1	Ho		308,387.16	0.35	101.0	Pulse	0.10	3
1	Bi		1,867,907.16	0.12	99.8	Pulse	0.10	3

Quantitation Report

File Name 054SMPL.d
File Path C:\Agilent\ICPMH\1\DATA\xa091919w2.b
Method File
Method Path
Acq Time 9/19/2019 14:10
Sample Name jc94947-1
Sample Type Sample
Comment
Prep Dilution 1.000
Auto Dilution N/A
Total Dilution 1.000
Operator Name admin
Acq Mode Spectrum
Cal Title
Cal Type External Calibration
Last Calib 9/20/2019 7:25
Bkg File
Bkg Mode Count Subtraction except for ISTD
Interference File
FQ Blank File
VIS Fit Point to Point

Tune Step	Tune File
1	

FullQuant Table

Element	Mass	ISTD	Tune	Conc	Units	RSD(%)	CPS	Ratio	Det	Time(sec)	Rep
Be			1	0.007	ug/l	71.90	93.33	8.187E-05	Pulse	0.10	3
B			1	3.758	ug/l	6.10	31,093.14	2.729E-02	Pulse	0.15	3
Na			1	9.534	ug/l	2.29	455,143.61	2.896E-01	Pulse	0.10	3
Mg			1	12.435	ug/l	0.57	168,448.57	1.072E-01	Pulse	0.10	3
Al			1	11.347	ug/l	0.29	211,982.01	1.349E-01	Pulse	0.10	3
K			1	-13.576	ug/l	-1.97	1,692,752.84	1.077E+00	Pulse	0.10	3
Ca			1	81.668	ug/l	7.69	3,990.64	2.540E-03	Pulse	0.10	3
Ca			1	113.235	ug/l	2.11	72,207.49	4.595E-02	Pulse	0.10	3
Ti			1	0.136	ug/l	35.06	296.68	6.584E-04	Pulse	0.10	3
V			1	0.280	ug/l	9.84	5,256.85	1.163E-02	Pulse	0.30	3
Cr			1	-0.055	ug/l	-16.61	6,895.04	1.527E-02	Pulse	0.10	3
Cr			1	-6.463	ug/l	-3.30	3,177.11	7.048E-03	Pulse	0.10	3
Mn			1	2.613	ug/l	3.37	66,892.94	1.483E-01	Pulse	0.10	3
Fe			1	-2.759	ug/l	-28.62	979,460.53	2.170E+00	Pulse	0.10	3
Fe			1	-1.615	ug/l	-83.75	24,171.77	5.357E-02	Pulse	0.10	3
Co			1	0.070	ug/l	12.62	1,580.14	3.505E-03	Pulse	0.10	3
Ni			1	0.216	ug/l	12.42	1,220.09	2.706E-03	Pulse	0.10	3
Ni			1	0.250	ug/l	45.70	346.69	7.698E-04	Pulse	0.10	3
Cu			1	-0.001	ug/l	-1611.84	4,200.70	9.310E-03	Pulse	0.10	3
Cu			1	0.053	ug/l	106.35	2,100.22	4.650E-03	Pulse	0.10	3
Zn			1	6.980	ug/l	3.15	19,515.64	4.325E-02	Pulse	0.10	3
Zn			1	6.420	ug/l	4.31	2,863.69	6.347E-03	Pulse	0.10	3
Zn			1	7.119	ug/l	1.66	14,480.29	3.208E-02	Pulse	0.10	3
As			1	0.246	ug/l	33.19	13,972.87	3.096E-02	Pulse	0.50	3
Se			1	-19.562	ug/l	-3.50	576.70	1.279E-03	Pulse	0.10	3
Se			1	-0.526	ug/l	-56.24	13,497.26	2.991E-02	Pulse	1.00	3
Se			1	-0.497	ug/l	-46.05	13,504.59	2.992E-02	Pulse	1.00	3
Kr			1	85.589	ug/l	1.64	110.00	2.438E-04	Pulse	0.10	3
Sr			1	1.261	ug/l	1.70	36,275.06	1.608E-02	Pulse	0.10	3
Mo			1	0.173	ug/l	33.51	1,120.09	4.966E-04	Pulse	0.10	3
Mo			1	0.135	ug/l	21.10	1,263.44	5.601E-04	Pulse	0.10	3
Mo			1	0.163	ug/l	13.71	720.05	3.193E-04	Pulse	0.10	3

Quantitation Report

Element	Mass	ISTD	Tune	Conc	Units	RSD(%)	CPS	Ratio	Det	Time(sec)	Rep
Mo			1	0.159	ug/l	30.96	1,807.76	8.014E-04	Pulse	0.10	3
Mo			1	-71.340	ug/l	-184.70	16.67	7.382E-06	Pulse	0.10	3
Cd			1	-0.009	ug/l	-1328.37	40.00	1.719E-05	Pulse	0.10	3
Ag			1	0.016	ug/l	25.43	276.68	1.191E-04	Pulse	0.10	3
Cd			1	0.076	ug/l	198.62	36.67	1.578E-05	Pulse	0.10	3
Ag			1	0.015	ug/l	6.11	243.34	1.048E-04	Pulse	0.10	3
Cd			1	0.012	ug/l	30.35	80.00	3.443E-05	Pulse	0.10	3
Cd			1	0.050	ug/l	10.12	350.02	1.507E-04	Pulse	0.10	3
Sn			1	0.444	ug/l	35.50	6,514.99	2.806E-03	Pulse	0.10	3
Sb			1	0.295	ug/l	30.49	4,530.84	1.951E-03	Pulse	0.10	3
Sb			1	0.292	ug/l	18.44	3,597.22	1.549E-03	Pulse	0.10	3
Ba			1	1.484	ug/l	12.08	4,020.67	1.731E-03	Pulse	0.10	3
Ba			1	1.482	ug/l	3.08	6,878.48	2.961E-03	Pulse	0.10	3
Tl			1	0.024	ug/l	14.11	403.36	2.055E-04	Pulse	0.10	3
Tl			1	0.023	ug/l	11.20	883.40	4.501E-04	Pulse	0.10	3
Pb			1	0.013	ug/l	138.54	793.39	4.044E-04	Pulse	0.10	3
Pb			1	0.004	ug/l	480.86	676.71	3.447E-04	Pulse	0.10	3
Pb			1	0.005	ug/l	65.63	3,066.91	1.562E-03	Pulse	0.10	3

ISTD Table

Tune	Element	Mass	CPS	RSD(%)	ISTD Recovery%	Det	Time(sec)	Rep
1	Li		1,139,254.90	0.47	111.5	Pulse	0.10	3
1	Sc		1,571,414.09	0.52	109.7	Pulse	0.10	3
1	Ge		324,206.98	0.78	104.3	Pulse	0.10	3
1	Ge		451,352.84	1.64	104.2	Pulse	0.10	3
1	Rh		2,255,433.82	0.49	106.9	Pulse	0.10	3
1	In		2,322,891.70	0.32	106.5	Pulse	0.10	3
1	Tb		3,238,391.93	0.78	104.9	Pulse	0.10	3
1	Ho		318,227.83	0.87	104.2	Pulse	0.10	3
1	Bi		1,963,226.85	0.43	104.9	Pulse	0.10	3

Quantitation Report

File Name 055SMPL.d
File Path C:\Agilent\ICPMH\1\DATA\xa091919w2.b
Method File
Method Path
Acq Time 9/19/2019 14:13
Sample Name mp17345-s3
Sample Type Sample
Comment
Prep Dilution 1.000
Auto Dilution N/A
Total Dilution 1.000
Operator Name admin
Acq Mode Spectrum
Cal Title
Cal Type External Calibration
Last Calib 9/20/2019 7:25
Bkg File
Bkg Mode Count Subtraction except for ISTD
Interference File
FQ Blank File
VIS Fit Point to Point

Tune Step	Tune File
1	

FullQuant Table

Element	Mass	ISTD	Tune	Conc	Units	RSD(%)	CPS	Ratio	Det	Time(sec)	Rep
Be			1	76.640	ug/l	5.10	322,381.15	2.839E-01	Pulse	0.10	3
B			1	112.545	ug/l	5.67	275,328.39	2.425E-01	Pulse	0.15	3
Na			1	40291.715	ug/l	7.49	826,660,627.68	5.266E+02	Analog	0.10	3
Mg			1	9624.619	ug/l	7.99	123,050,358.17	7.840E+01	Analog	0.10	3
Al			1	1978.880	ug/l	8.35	31,236,757.03	1.991E+01	Analog	0.10	3
K			1	5391.138	ug/l	8.56	93,731,305.27	5.973E+01	Analog	0.10	3
Ca			1	20770.235	ug/l	9.07	663,685.02	4.231E-01	Pulse	0.10	3
Ca			1	20894.825	ug/l	8.43	10,810,439.01	6.889E+00	Analog	0.10	3
Ti			1	76.359	ug/l	4.46	118,758.62	2.617E-01	Pulse	0.10	3
V			1	78.866	ug/l	5.79	1,662,065.36	3.664E+00	Pulse	0.30	3
Cr			1	76.733	ug/l	5.10	1,433,488.57	3.159E+00	Pulse	0.10	3
Cr			1	70.552	ug/l	4.52	170,376.68	3.754E-01	Pulse	0.10	3
Mn			1	79.071	ug/l	5.31	1,951,859.76	4.302E+00	Pulse	0.10	3
Fe			1	2009.559	ug/l	6.51	42,158,953.54	9.296E+01	Analog	0.10	3
Fe			1	2098.196	ug/l	5.17	1,037,171.36	2.286E+00	Pulse	0.10	3
Co			1	76.009	ug/l	5.77	1,516,683.20	3.344E+00	Pulse	0.10	3
Ni			1	75.473	ug/l	4.88	327,312.57	7.213E-01	Pulse	0.10	3
Ni			1	74.707	ug/l	3.63	47,857.14	1.054E-01	Pulse	0.10	3
Cu			1	128.505	ug/l	5.62	1,331,525.87	2.935E+00	Pulse	0.10	3
Cu			1	127.834	ug/l	5.86	628,021.05	1.384E+00	Pulse	0.10	3
Zn			1	113.030	ug/l	5.42	292,001.86	6.436E-01	Pulse	0.10	3
Zn			1	113.667	ug/l	6.71	45,424.05	1.002E-01	Pulse	0.10	3
Zn			1	112.342	ug/l	5.49	210,009.03	4.629E-01	Pulse	0.10	3
As			1	76.316	ug/l	7.61	191,211.11	4.217E-01	Pulse	0.50	3
Se			1	183.896	ug/l	6.79	27,363.91	6.030E-02	Pulse	0.10	3
Se			1	200.112	ug/l	7.66	98,008.37	2.161E-01	Pulse	1.00	3
Se			1	203.686	ug/l	7.06	132,899.72	2.930E-01	Pulse	1.00	3
Kr			1	44.489	ug/l	58.23	56.67	1.267E-04	Pulse	0.10	3
Sr			1	234.143	ug/l	7.34	6,436,791.36	2.964E+00	Analog	0.10	3
Mo			1	72.082	ug/l	8.25	397,820.93	1.833E-01	Pulse	0.10	3
Mo			1	71.663	ug/l	7.69	506,557.48	2.333E-01	Pulse	0.10	3
Mo			1	72.198	ug/l	7.67	252,451.61	1.163E-01	Pulse	0.10	3
Mo			1	72.066	ug/l	7.42	646,822.63	2.979E-01	Pulse	0.10	3
Mo			1	87.564	ug/l	135.07	33.33	1.556E-05	Pulse	0.10	3
Cd			1	70.529	ug/l	10.11	20,998.00	9.159E-03	Pulse	0.10	3
Ag			1	35.725	ug/l	9.92	483,821.48	2.110E-01	Pulse	0.10	3
Cd			1	74.803	ug/l	9.90	14,867.53	6.484E-03	Pulse	0.10	3

Quantitation Report

Element	Mass	ISTD	Tune	Conc	Units	RSD(%)	CPS	Ratio	Det	Time(sec)	Rep
Ag			1	37.280	ug/l	4.54	485,009.28	2.106E-01	Pulse	0.10	3
Cd			1	74.264	ug/l	7.95	202,815.05	8.836E-02	Pulse	0.10	3
Cd			1	73.114	ug/l	8.14	479,104.30	2.088E-01	Pulse	0.10	3
Sn			1	52.744	ug/l	7.20	472,201.41	2.056E-01	Pulse	0.10	3
Sb			1	60.894	ug/l	8.50	669,602.52	2.918E-01	Pulse	0.10	3
Sb			1	59.796	ug/l	9.06	513,458.85	2.238E-01	Pulse	0.10	3
Ba			1	90.926	ug/l	7.62	239,768.61	1.044E-01	Pulse	0.10	3
Ba			1	91.017	ug/l	8.11	413,502.43	1.802E-01	Pulse	0.10	3
Tl			1	76.126	ug/l	6.65	825,476.47	4.313E-01	Pulse	0.10	3
Tl			1	76.950	ug/l	6.75	1,985,052.94	1.037E+00	Pulse	0.10	3
Pb			1	86.819	ug/l	6.34	781,040.20	4.080E-01	Pulse	0.10	3
Pb			1	85.984	ug/l	6.57	683,972.57	3.573E-01	Pulse	0.10	3
Pb			1	86.396	ug/l	6.19	3,136,886.54	1.639E+00	Pulse	0.10	3

ISTD Table

Tune	Element	Mass	CPS	RSD(%)	ISTD Recovery%	Det	Time(sec)	Rep
1	Li		1,137,225.79	4.61	111.3	Pulse	0.10	3
1	Sc		1,576,081.12	7.81	110.0	Pulse	0.10	3
1	Ge		320,608.86	3.67	103.2	Pulse	0.10	3
1	Ge		454,506.56	5.08	104.9	Pulse	0.10	3
1	Rh		2,179,157.68	7.14	103.2	Pulse	0.10	3
1	In		2,304,698.18	7.77	105.7	Pulse	0.10	3
1	Tb		3,287,721.09	8.04	106.4	Pulse	0.10	3
1	Ho		327,104.74	7.73	107.2	Pulse	0.10	3
1	Bi		1,919,585.18	6.45	102.6	Pulse	0.10	3

Quantitation Report

File Name 056SMPL.d
File Path C:\Agilent\ICPMH\1\DATA\xa091919w2.b
Method File
Method Path
Acq Time 9/19/2019 14:17
Sample Name jc94947-2
Sample Type Sample
Comment
Prep Dilution 1.000
Auto Dilution N/A
Total Dilution 1.000
Operator Name admin
Acq Mode Spectrum
Cal Title
Cal Type External Calibration
Last Calib 9/20/2019 7:25
Bkg File
Bkg Mode Count Subtraction except for ISTD
Interference File
FQ Blank File
VIS Fit Point to Point

Tune Step	Tune File
1	

FullQuant Table

Element	Mass	ISTD	Tune	Conc	Units	RSD(%)	CPS	Ratio	Det	Time(sec)	Rep
Be			1	0.006	ug/l	105.62	90.00	7.881E-05	Pulse	0.10	3
B			1	43.924	ug/l	1.89	121,898.08	1.067E-01	Pulse	0.15	3
Na			1	38649.300	ug/l	1.36	808,573,214.62	5.051E+02	Analog	0.10	3
Mg			1	7766.526	ug/l	0.95	101,270,598.49	6.327E+01	Analog	0.10	3
Al			1	17.998	ug/l	0.68	322,945.23	2.017E-01	Pulse	0.10	3
K			1	3478.259	ug/l	0.88	62,384,792.40	3.897E+01	Analog	0.10	3
Ca			1	19189.971	ug/l	1.00	625,834.69	3.910E-01	Pulse	0.10	3
Ca			1	19013.389	ug/l	1.44	10,035,328.18	6.269E+00	Analog	0.10	3
Ti			1	0.284	ug/l	23.15	533.36	1.164E-03	Pulse	0.10	3
V			1	0.409	ug/l	11.46	8,061.50	1.764E-02	Pulse	0.30	3
Cr			1	0.681	ug/l	3.00	20,767.08	4.540E-02	Pulse	0.10	3
Cr			1	-6.402	ug/l	-1.12	3,360.49	7.342E-03	Pulse	0.10	3
Mn			1	3.390	ug/l	1.68	87,120.14	1.904E-01	Pulse	0.10	3
Fe			1	28.294	ug/l	4.84	1,633,921.95	3.571E+00	Pulse	0.10	3
Fe			1	87.234	ug/l	1.72	67,726.99	1.480E-01	Pulse	0.10	3
Co			1	0.309	ug/l	7.54	6,404.83	1.401E-02	Pulse	0.10	3
Ni			1	1.118	ug/l	7.58	5,174.36	1.131E-02	Pulse	0.10	3
Ni			1	1.180	ug/l	12.37	950.06	2.077E-03	Pulse	0.10	3
Cu			1	54.980	ug/l	0.70	576,951.59	1.261E+00	Pulse	0.10	3
Cu			1	54.601	ug/l	1.26	271,611.87	5.937E-01	Pulse	0.10	3
Zn			1	36.117	ug/l	1.55	95,243.75	2.082E-01	Pulse	0.10	3
Zn			1	34.912	ug/l	1.39	14,306.72	3.127E-02	Pulse	0.10	3
Zn			1	35.903	ug/l	0.52	68,601.17	1.499E-01	Pulse	0.10	3
As			1	0.250	ug/l	123.82	14,166.88	3.098E-02	Pulse	0.50	3
Se			1	-15.488	ug/l	-4.54	1,126.75	2.461E-03	Pulse	0.10	3
Se			1	-0.685	ug/l	-57.63	13,614.36	2.976E-02	Pulse	1.00	3
Se			1	-0.515	ug/l	-65.96	13,678.02	2.990E-02	Pulse	1.00	3
Kr			1	86.739	ug/l	34.54	113.34	2.470E-04	Pulse	0.10	3
Sr			1	155.427	ug/l	0.52	4,312,406.71	1.968E+00	Pulse	0.10	3
Mo			1	1.021	ug/l	4.03	5,814.59	2.652E-03	Pulse	0.10	3
Mo			1	1.052	ug/l	10.61	7,772.27	3.545E-03	Pulse	0.10	3
Mo			1	0.920	ug/l	5.31	3,370.50	1.537E-03	Pulse	0.10	3
Mo			1	0.983	ug/l	3.52	9,218.21	4.206E-03	Pulse	0.10	3
Mo			1	-125.526	ug/l	-123.22	10.00	4.594E-06	Pulse	0.10	3
Cd			1	0.234	ug/l	45.82	113.34	4.869E-05	Pulse	0.10	3
Ag			1	0.046	ug/l	27.87	700.05	3.002E-04	Pulse	0.10	3
Cd			1	0.176	ug/l	72.36	56.67	2.440E-05	Pulse	0.10	3

Quantitation Report

Element	Mass	ISTD	Tune	Conc	Units	RSD(%)	CPS	Ratio	Det	Time(sec)	Rep
Ag			1	0.039	ug/l	26.68	566.71	2.430E-04	Pulse	0.10	3
Cd			1	0.053	ug/l	57.71	193.35	8.303E-05	Pulse	0.10	3
Cd			1	0.093	ug/l	21.92	636.70	2.731E-04	Pulse	0.10	3
Sn			1	0.520	ug/l	29.00	7,231.93	3.102E-03	Pulse	0.10	3
Sb			1	0.160	ug/l	19.05	3,037.09	1.303E-03	Pulse	0.10	3
Sb			1	0.157	ug/l	20.02	2,430.28	1.043E-03	Pulse	0.10	3
Ba			1	14.718	ug/l	0.17	39,427.91	1.693E-02	Pulse	0.10	3
Ba			1	15.073	ug/l	2.12	69,536.18	2.986E-02	Pulse	0.10	3
Tl			1	0.033	ug/l	8.01	486.69	2.539E-04	Pulse	0.10	3
Tl			1	0.033	ug/l	9.51	1,126.76	5.881E-04	Pulse	0.10	3
Pb			1	8.791	ug/l	0.38	79,755.24	4.162E-02	Pulse	0.10	3
Pb			1	8.527	ug/l	2.10	68,479.19	3.573E-02	Pulse	0.10	3
Pb			1	8.551	ug/l	0.65	313,320.78	1.635E-01	Pulse	0.10	3

ISTD Table

Tune	Element	Mass	CPS	RSD(%)	ISTD Recovery%	Det	Time(sec)	Rep
1	Li		1,141,939.53	0.33	111.8	Pulse	0.10	3
1	Sc		1,600,841.43	1.13	111.8	Pulse	0.10	3
1	Ge		325,735.48	1.28	104.8	Pulse	0.10	3
1	Ge		457,518.17	1.40	105.6	Pulse	0.10	3
1	Rh		2,191,665.59	0.82	103.8	Pulse	0.10	3
1	In		2,328,961.48	0.94	106.8	Pulse	0.10	3
1	Tb		3,319,926.51	0.37	107.5	Pulse	0.10	3
1	Ho		327,584.42	0.72	107.3	Pulse	0.10	3
1	Bi		1,916,359.29	0.43	102.4	Pulse	0.10	3

Quantitation Report

File Name 057SMPL.d
File Path C:\Agilent\ICPMH\1\DATA\xa091919w2.b
Method File
Method Path
Acq Time 9/19/2019 14:20
Sample Name jc94947-3
Sample Type Sample
Comment
Prep Dilution 1.000
Auto Dilution N/A
Total Dilution 1.000
Operator Name admin
Acq Mode Spectrum
Cal Title
Cal Type External Calibration
Last Calib 9/20/2019 7:25
Bkg File
Bkg Mode Count Subtraction except for ISTD
Interference File
FQ Blank File
VIS Fit Point to Point

Tune Step	Tune File
1	

FullQuant Table

Element	Mass	ISTD	Tune	Conc	Units	RSD(%)	CPS	Ratio	Det	Time(sec)	Rep
Be			1	-0.002	ug/l	-412.85	56.67	4.897E-05	Pulse	0.10	3
B			1	41.181	ug/l	3.05	117,207.68	1.013E-01	Pulse	0.15	3
Na			1	37975.254	ug/l	1.27	791,466,708.20	4.963E+02	Analog	0.10	3
Mg			1	8124.799	ug/l	2.22	105,553,381.76	6.618E+01	Analog	0.10	3
Al			1	20.758	ug/l	2.01	365,944.94	2.295E-01	Pulse	0.10	3
K			1	3237.790	ug/l	1.45	57,989,637.47	3.636E+01	Analog	0.10	3
Ca			1	18507.115	ug/l	1.16	601,388.13	3.771E-01	Pulse	0.10	3
Ca			1	18638.307	ug/l	0.98	9,801,877.36	6.146E+00	Analog	0.10	3
Ti			1	0.226	ug/l	5.21	436.69	9.651E-04	Pulse	0.10	3
V			1	0.388	ug/l	10.37	7,540.16	1.666E-02	Pulse	0.30	3
Cr			1	0.672	ug/l	0.38	20,379.98	4.505E-02	Pulse	0.10	3
Cr			1	-5.956	ug/l	-3.26	4,284.06	9.476E-03	Pulse	0.10	3
Mn			1	1.119	ug/l	4.18	30,332.02	6.706E-02	Pulse	0.10	3
Fe			1	14.504	ug/l	1.71	1,334,236.75	2.949E+00	Pulse	0.10	3
Fe			1	71.586	ug/l	0.80	59,437.74	1.314E-01	Pulse	0.10	3
Co			1	0.313	ug/l	2.63	6,428.14	1.421E-02	Pulse	0.10	3
Ni			1	0.608	ug/l	2.17	2,917.03	6.449E-03	Pulse	0.10	3
Ni			1	0.368	ug/l	16.41	423.36	9.356E-04	Pulse	0.10	3
Cu			1	22.027	ug/l	1.54	231,126.20	5.109E-01	Pulse	0.10	3
Cu			1	21.744	ug/l	2.49	108,081.83	2.389E-01	Pulse	0.10	3
Zn			1	1.373	ug/l	7.71	5,204.36	1.151E-02	Pulse	0.10	3
Zn			1	1.550	ug/l	20.14	943.39	2.087E-03	Pulse	0.10	3
Zn			1	1.662	ug/l	8.20	4,404.12	9.733E-03	Pulse	0.10	3
As			1	0.278	ug/l	36.20	14,078.23	3.112E-02	Pulse	0.50	3
Se			1	-15.592	ug/l	-4.01	1,100.08	2.431E-03	Pulse	0.10	3
Se			1	-0.448	ug/l	-43.10	13,562.64	2.998E-02	Pulse	1.00	3
Se			1	-0.339	ug/l	-42.70	13,629.30	3.013E-02	Pulse	1.00	3
Kr			1	77.710	ug/l	35.01	100.01	2.213E-04	Pulse	0.10	3
Sr			1	136.293	ug/l	0.83	3,769,930.78	1.725E+00	Pulse	0.10	3
Mo			1	0.804	ug/l	5.17	4,587.48	2.100E-03	Pulse	0.10	3
Mo			1	0.858	ug/l	9.05	6,364.84	2.910E-03	Pulse	0.10	3
Mo			1	0.823	ug/l	13.34	3,017.06	1.382E-03	Pulse	0.10	3
Mo			1	0.844	ug/l	6.48	7,936.99	3.632E-03	Pulse	0.10	3
Mo			1	-96.524	ug/l	-51.75	13.33	6.086E-06	Pulse	0.10	3
Cd			1	0.014	ug/l	272.52	46.67	2.015E-05	Pulse	0.10	3
Ag			1	0.034	ug/l	27.22	520.03	2.247E-04	Pulse	0.10	3
Cd			1	0.111	ug/l	130.66	43.33	1.877E-05	Pulse	0.10	3

Quantitation Report

Element	Mass	ISTD	Tune	Conc	Units	RSD(%)	CPS	Ratio	Det	Time(sec)	Rep
Ag			1	0.030	ug/l	6.42	446.69	1.931E-04	Pulse	0.10	3
Cd			1	-0.010	ug/l	-35.83	20.00	8.620E-06	Pulse	0.10	3
Cd			1	0.018	ug/l	41.65	136.67	5.894E-05	Pulse	0.10	3
Sn			1	0.029	ug/l	233.33	2,773.69	1.197E-03	Pulse	0.10	3
Sb			1	0.013	ug/l	216.04	1,386.79	5.984E-04	Pulse	0.10	3
Sb			1	0.005	ug/l	415.77	1,103.42	4.764E-04	Pulse	0.10	3
Ba			1	13.282	ug/l	2.53	35,364.39	1.528E-02	Pulse	0.10	3
Ba			1	13.270	ug/l	1.82	60,856.90	2.629E-02	Pulse	0.10	3
Tl			1	0.014	ug/l	22.88	276.68	1.452E-04	Pulse	0.10	3
Tl			1	0.011	ug/l	7.26	563.36	2.955E-04	Pulse	0.10	3
Pb			1	0.043	ug/l	2.49	1,033.41	5.422E-04	Pulse	0.10	3
Pb			1	0.011	ug/l	30.18	713.38	3.743E-04	Pulse	0.10	3
Pb			1	0.028	ug/l	29.84	3,820.37	2.003E-03	Pulse	0.10	3

ISTD Table

Tune	Element	Mass	CPS	RSD(%)	ISTD Recovery%	Det	Time(sec)	Rep
1	Li		1,156,780.10	0.31	113.2	Pulse	0.10	3
1	Sc		1,594,820.65	0.83	111.3	Pulse	0.10	3
1	Ge		325,357.14	1.03	104.7	Pulse	0.10	3
1	Ge		452,393.85	0.95	104.4	Pulse	0.10	3
1	Rh		2,185,074.71	1.46	103.5	Pulse	0.10	3
1	In		2,314,412.08	0.91	106.1	Pulse	0.10	3
1	Tb		3,273,028.18	1.13	106.0	Pulse	0.10	3
1	Ho		324,376.42	0.76	106.3	Pulse	0.10	3
1	Bi		1,906,093.15	0.87	101.8	Pulse	0.10	3

Quantitation Report

File Name 058SMPL.d
File Path C:\Agilent\ICPMH\1\DATA\xa091919w2.b
Method File
Method Path
Acq Time 9/19/2019 14:23
Sample Name CCVA
Sample Type Sample
Comment
Prep Dilution 1.000
Auto Dilution N/A
Total Dilution 1.000
Operator Name admin
Acq Mode Spectrum
Cal Title
Cal Type External Calibration
Last Calib 9/20/2019 7:25
Bkg File
Bkg Mode Count Subtraction except for ISTD
Interference File
FQ Blank File
VIS Fit Point to Point

Tune Step	Tune File
1	

FullQuant Table

Element	Mass	ISTD	Tune	Conc	Units	RSD(%)	CPS	Ratio	Det	Time(sec)	Rep
Be			1	51.619	ug/l	0.73	202,356.42	1.912E-01	Pulse	0.10	3
B			1	105.220	ug/l	2.33	241,232.77	2.280E-01	Pulse	0.15	3
Na			1	5120.779	ug/l	0.69	97,185,135.22	6.707E+01	Analog	0.10	3
Mg			1	5278.636	ug/l	0.48	62,313,207.41	4.300E+01	Analog	0.10	3
Al			1	4971.641	ug/l	0.67	72,424,862.25	4.998E+01	Analog	0.10	3
K			1	5224.703	ug/l	0.95	83,941,232.08	5.793E+01	Analog	0.10	3
Ca			1	5290.527	ug/l	2.29	157,121.47	1.084E-01	Pulse	0.10	3
Ca			1	5306.441	ug/l	0.93	2,544,624.49	1.756E+00	Pulse	0.10	3
Ti			1	51.852	ug/l	1.10	75,743.68	1.778E-01	Pulse	0.10	3
V			1	52.292	ug/l	0.49	1,034,980.29	2.429E+00	Pulse	0.30	3
Cr			1	51.865	ug/l	0.52	912,298.14	2.141E+00	Pulse	0.10	3
Cr			1	52.362	ug/l	1.47	122,875.32	2.884E-01	Pulse	0.10	3
Mn			1	51.776	ug/l	0.81	1,201,298.11	2.819E+00	Pulse	0.10	3
Fe			1	5108.065	ug/l	0.74	99,174,181.85	2.327E+02	Analog	0.10	3
Fe			1	5206.181	ug/l	0.75	2,381,908.45	5.590E+00	Pulse	0.10	3
Co			1	51.631	ug/l	0.61	967,812.62	2.271E+00	Pulse	0.10	3
Ni			1	51.521	ug/l	0.04	209,901.82	4.926E-01	Pulse	0.10	3
Ni			1	52.994	ug/l	1.26	31,915.10	7.490E-02	Pulse	0.10	3
Cu			1	51.399	ug/l	0.25	502,630.73	1.180E+00	Pulse	0.10	3
Cu			1	51.445	ug/l	0.92	238,448.28	5.596E-01	Pulse	0.10	3
Zn			1	52.717	ug/l	2.20	128,764.22	3.022E-01	Pulse	0.10	3
Zn			1	54.118	ug/l	3.80	20,483.52	4.807E-02	Pulse	0.10	3
Zn			1	52.086	ug/l	0.80	92,122.49	2.162E-01	Pulse	0.10	3
As			1	51.408	ug/l	2.19	125,153.79	2.937E-01	Pulse	0.50	3
Se			1	210.726	ug/l	2.54	29,013.46	6.809E-02	Pulse	0.10	3
Se			1	203.526	ug/l	0.44	93,438.83	2.193E-01	Pulse	1.00	3
Se			1	207.455	ug/l	0.38	126,931.04	2.979E-01	Pulse	1.00	3
Kr			1	71.430	ug/l	29.09	86.67	2.034E-04	Pulse	0.10	3
Sr			1	54.683	ug/l	0.49	1,446,669.56	6.923E-01	Pulse	0.10	3
Mo			1	51.848	ug/l	1.88	275,499.31	1.318E-01	Pulse	0.10	3
Mo			1	52.741	ug/l	0.51	358,845.55	1.717E-01	Pulse	0.10	3
Mo			1	51.224	ug/l	0.41	172,404.03	8.251E-02	Pulse	0.10	3
Mo			1	51.759	ug/l	0.40	447,118.91	2.140E-01	Pulse	0.10	3
Mo			1	-121.563	ug/l	-76.98	10.00	4.798E-06	Pulse	0.10	3

Quantitation Report

Element	Mass	ISTD	Tune	Conc	Units	RSD(%)	CPS	Ratio	Det	Time(sec)	Rep
Cd			1	52.102	ug/l	2.29	14,844.19	6.771E-03	Pulse	0.10	3
Ag			1	50.994	ug/l	0.52	660,287.88	3.012E-01	Pulse	0.10	3
Cd			1	51.926	ug/l	1.65	9,873.50	4.504E-03	Pulse	0.10	3
Ag			1	51.507	ug/l	0.30	637,765.16	2.909E-01	Pulse	0.10	3
Cd			1	51.159	ug/l	0.68	133,459.26	6.088E-02	Pulse	0.10	3
Cd			1	51.261	ug/l	0.78	320,867.19	1.464E-01	Pulse	0.10	3
Sn			1	51.780	ug/l	0.57	442,651.36	2.019E-01	Pulse	0.10	3
Sb			1	53.944	ug/l	0.21	566,882.46	2.586E-01	Pulse	0.10	3
Sb			1	53.879	ug/l	0.91	442,254.02	2.017E-01	Pulse	0.10	3
Ba			1	51.960	ug/l	0.87	130,874.88	5.970E-02	Pulse	0.10	3
Ba			1	52.463	ug/l	1.05	227,712.10	1.039E-01	Pulse	0.10	3
Tl			1	51.436	ug/l	0.67	548,912.63	2.914E-01	Pulse	0.10	3
Tl			1	51.620	ug/l	0.34	1,310,674.36	6.958E-01	Pulse	0.10	3
Pb			1	51.673	ug/l	0.73	457,672.95	2.430E-01	Pulse	0.10	3
Pb			1	51.612	ug/l	0.21	404,279.72	2.146E-01	Pulse	0.10	3
Pb			1	51.514	ug/l	0.17	1,841,439.28	9.776E-01	Pulse	0.10	3

ISTD Table

Tune	Element	Mass	CPS	RSD(%)	ISTD Recovery%	Det	Time(sec)	Rep
1	Li		1,058,080.41	0.21	103.6	Pulse	0.10	3
1	Sc		1,449,119.82	0.40	101.2	Pulse	0.10	3
1	Ge		307,538.18	0.76	99.0	Pulse	0.10	3
1	Ge		426,099.58	0.27	98.4	Pulse	0.10	3
1	Rh		2,089,542.05	0.52	99.0	Pulse	0.10	3
1	In		2,192,319.78	0.71	100.5	Pulse	0.10	3
1	Tb		3,150,588.39	0.22	102.0	Pulse	0.10	3
1	Ho		313,399.24	0.95	102.7	Pulse	0.10	3
1	Bi		1,883,741.90	1.32	100.7	Pulse	0.10	3

Quantitation Report

File Name 059SMPL.d
File Path C:\Agilent\ICPMH\1\DATA\xa091919w2.b
Method File
Method Path
Acq Time 9/19/2019 14:27
Sample Name CCB
Sample Type Sample
Comment
Prep Dilution 1.000
Auto Dilution N/A
Total Dilution 1.000
Operator Name admin
Acq Mode Spectrum
Cal Title
Cal Type External Calibration
Last Calib 9/20/2019 7:25
Bkg File
Bkg Mode Count Subtraction except for ISTD
Interference File
FQ Blank File
VIS Fit Point to Point

Tune Step	Tune File
1	

FullQuant Table

Element	Mass	ISTD	Tune	Conc	Units	RSD(%)	CPS	Ratio	Det	Time(sec)	Rep
Be			1	0.002	ug/l	81.06	66.67	6.354E-05	Pulse	0.10	3
B			1	2.496	ug/l	10.00	26,015.82	2.480E-02	Pulse	0.15	3
Na			1	4.766	ug/l	7.44	330,285.37	2.273E-01	Pulse	0.10	3
Mg			1	1.395	ug/l	17.51	25,096.53	1.728E-02	Pulse	0.10	3
Al			1	1.230	ug/l	17.69	48,287.22	3.324E-02	Pulse	0.10	3
K			1	-9.628	ug/l	-4.22	1,627,272.01	1.120E+00	Pulse	0.10	3
Ca			1	-29.164	ug/l	-11.84	416.69	2.870E-04	Pulse	0.10	3
Ca			1	4.055	ug/l	41.42	14,523.51	9.997E-03	Pulse	0.10	3
Ti			1	-0.013	ug/l	-166.97	63.33	1.473E-04	Pulse	0.10	3
V			1	0.144	ug/l	34.42	2,281.73	5.287E-03	Pulse	0.30	3
Cr			1	0.020	ug/l	178.81	7,895.51	1.833E-02	Pulse	0.10	3
Cr			1	0.590	ug/l	24.78	17,563.22	4.078E-02	Pulse	0.10	3
Mn			1	0.006	ug/l	92.71	2,830.35	6.572E-03	Pulse	0.10	3
Fe			1	-0.338	ug/l	-71.62	981,906.91	2.280E+00	Pulse	0.10	3
Fe			1	-0.902	ug/l	-48.42	23,400.74	5.433E-02	Pulse	0.10	3
Co			1	0.008	ug/l	56.32	330.02	7.670E-04	Pulse	0.10	3
Ni			1	0.192	ug/l	21.58	1,063.41	2.470E-03	Pulse	0.10	3
Ni			1	0.193	ug/l	53.77	296.68	6.894E-04	Pulse	0.10	3
Cu			1	0.220	ug/l	13.73	6,178.07	1.435E-02	Pulse	0.10	3
Cu			1	0.249	ug/l	13.23	2,913.70	6.764E-03	Pulse	0.10	3
Zn			1	0.982	ug/l	11.15	4,003.98	9.293E-03	Pulse	0.10	3
Zn			1	0.793	ug/l	44.11	613.37	1.425E-03	Pulse	0.10	3
Zn			1	0.977	ug/l	27.62	2,987.05	6.930E-03	Pulse	0.10	3
As			1	-0.475	ug/l	-80.39	11,744.52	2.726E-02	Pulse	0.50	3
Se			1	2.744	ug/l	83.20	3,337.13	7.750E-03	Pulse	0.10	3
Se			1	-1.478	ug/l	-5.69	12,501.14	2.902E-02	Pulse	1.00	3
Se			1	-1.221	ug/l	-6.29	12,486.47	2.899E-02	Pulse	1.00	3
Kr			1	97.741	ug/l	24.45	120.00	2.784E-04	Pulse	0.10	3
Sr			1	0.018	ug/l	17.78	750.05	3.526E-04	Pulse	0.10	3
Mo			1	0.059	ug/l	65.10	443.36	2.080E-04	Pulse	0.10	3
Mo			1	0.069	ug/l	14.66	736.71	3.460E-04	Pulse	0.10	3
Mo			1	0.057	ug/l	16.22	316.68	1.488E-04	Pulse	0.10	3

Quantitation Report

Element	Mass	ISTD	Tune	Conc	Units	RSD(%)	CPS	Ratio	Det	Time(sec)	Rep
Mo			1	0.066	ug/l	26.46	888.59	4.172E-04	Pulse	0.10	3
Mo			1	-123.940	ug/l	-73.05	10.00	4.676E-06	Pulse	0.10	3
Cd			1	-0.118	ug/l	-33.94	6.67	3.008E-06	Pulse	0.10	3
Ag			1	0.192	ug/l	18.47	2,590.32	1.163E-03	Pulse	0.10	3
Cd			1	0.015	ug/l	394.53	23.33	1.050E-05	Pulse	0.10	3
Ag			1	0.186	ug/l	15.68	2,390.28	1.073E-03	Pulse	0.10	3
Cd			1	0.003	ug/l	273.41	53.33	2.399E-05	Pulse	0.10	3
Cd			1	0.027	ug/l	39.97	186.67	8.380E-05	Pulse	0.10	3
Sn			1	0.274	ug/l	19.75	4,784.74	2.149E-03	Pulse	0.10	3
Sb			1	0.067	ug/l	70.63	1,916.86	8.605E-04	Pulse	0.10	3
Sb			1	0.062	ug/l	67.63	1,536.80	6.900E-04	Pulse	0.10	3
Ba			1	0.000	ug/l	-1516.64	60.00	2.698E-05	Pulse	0.10	3
Ba			1	0.020	ug/l	0.76	150.01	6.739E-05	Pulse	0.10	3
Tl			1	0.025	ug/l	16.13	400.02	2.094E-04	Pulse	0.10	3
Tl			1	0.019	ug/l	4.89	760.05	3.979E-04	Pulse	0.10	3
Pb			1	-0.003	ug/l	-134.32	626.70	3.281E-04	Pulse	0.10	3
Pb			1	-0.013	ug/l	-58.82	523.36	2.739E-04	Pulse	0.10	3
Pb			1	-0.009	ug/l	-38.99	2,473.51	1.295E-03	Pulse	0.10	3

ISTD Table

Tune	Element	Mass	CPS	RSD(%)	ISTD Recovery%	Det	Time(sec)	Rep
1	Li		1,049,149.45	0.34	102.7	Pulse	0.10	3
1	Sc		1,452,851.02	0.45	101.4	Pulse	0.10	3
1	Ge		308,499.25	0.95	99.3	Pulse	0.10	3
1	Ge		430,725.89	0.67	99.4	Pulse	0.10	3
1	Rh		2,128,273.51	0.78	100.8	Pulse	0.10	3
1	In		2,225,886.33	0.44	102.1	Pulse	0.10	3
1	Tb		3,152,806.00	0.86	102.1	Pulse	0.10	3
1	Ho		313,459.07	0.41	102.7	Pulse	0.10	3
1	Bi		1,910,110.23	0.41	102.1	Pulse	0.10	3

Quantitation Report

File Name 060SMPL.d
File Path C:\Agilent\ICPMH\1\DATA\xa091919w2.b
Method File
Method Path
Acq Time 9/19/2019 14:30
Sample Name jc94947-4
Sample Type Sample
Comment
Prep Dilution 1.000
Auto Dilution N/A
Total Dilution 1.000
Operator Name admin
Acq Mode Spectrum
Cal Title
Cal Type External Calibration
Last Calib 9/20/2019 7:25
Bkg File
Bkg Mode Count Subtraction except for ISTD
Interference File
FQ Blank File
VIS Fit Point to Point

Tune Step	Tune File
1	

FullQuant Table

Element	Mass	ISTD	Tune	Conc	Units	RSD(%)	CPS	Ratio	Det	Time(sec)	Rep
Be			1	0.000	ug/l	3324.80	66.67	5.796E-05	Pulse	0.10	3
B			1	41.175	ug/l	0.17	117,010.93	1.013E-01	Pulse	0.15	3
Na			1	38289.864	ug/l	0.75	803,399,668.03	5.004E+02	Analog	0.10	3
Mg			1	8062.604	ug/l	0.41	105,438,791.76	6.568E+01	Analog	0.10	3
Al			1	21.068	ug/l	0.38	373,413.39	2.326E-01	Pulse	0.10	3
K			1	3319.765	ug/l	0.31	59,807,177.44	3.725E+01	Analog	0.10	3
Ca			1	18693.596	ug/l	0.79	611,491.93	3.809E-01	Pulse	0.10	3
Ca			1	18812.831	ug/l	1.40	9,959,703.39	6.203E+00	Analog	0.10	3
Ti			1	2.284	ug/l	156.44	3,636.19	8.014E-03	Pulse	0.10	3
V			1	0.437	ug/l	6.74	8,654.74	1.895E-02	Pulse	0.30	3
Cr			1	0.660	ug/l	4.98	20,346.54	4.455E-02	Pulse	0.10	3
Cr			1	-6.128	ug/l	-1.48	3,950.63	8.652E-03	Pulse	0.10	3
Mn			1	1.313	ug/l	3.13	35,445.52	7.759E-02	Pulse	0.10	3
Fe			1	14.134	ug/l	9.02	1,339,501.05	2.933E+00	Pulse	0.10	3
Fe			1	69.817	ug/l	4.15	59,147.36	1.295E-01	Pulse	0.10	3
Co			1	0.311	ug/l	5.81	6,444.86	1.411E-02	Pulse	0.10	3
Ni			1	0.728	ug/l	4.30	3,467.17	7.590E-03	Pulse	0.10	3
Ni			1	0.502	ug/l	19.10	513.36	1.124E-03	Pulse	0.10	3
Cu			1	34.544	ug/l	0.35	363,511.75	7.958E-01	Pulse	0.10	3
Cu			1	34.131	ug/l	1.05	170,191.42	3.726E-01	Pulse	0.10	3
Zn			1	5.593	ug/l	2.37	16,168.50	3.539E-02	Pulse	0.10	3
Zn			1	5.568	ug/l	12.67	2,556.96	5.602E-03	Pulse	0.10	3
Zn			1	5.529	ug/l	5.35	11,674.62	2.557E-02	Pulse	0.10	3
As			1	0.211	ug/l	204.72	14,066.95	3.078E-02	Pulse	0.50	3
Se			1	-14.268	ug/l	-17.49	1,283.44	2.815E-03	Pulse	0.10	3
Se			1	-0.155	ug/l	-206.83	13,817.52	3.025E-02	Pulse	1.00	3
Se			1	-0.084	ug/l	-444.67	13,910.85	3.046E-02	Pulse	1.00	3
Kr			1	58.965	ug/l	100.17	76.67	1.679E-04	Pulse	0.10	3
Sr			1	145.463	ug/l	0.35	4,034,020.25	1.842E+00	Pulse	0.10	3
Mo			1	0.800	ug/l	2.21	4,580.84	2.091E-03	Pulse	0.10	3
Mo			1	0.734	ug/l	1.61	5,491.16	2.507E-03	Pulse	0.10	3
Mo			1	0.845	ug/l	11.81	3,103.78	1.417E-03	Pulse	0.10	3
Mo			1	0.778	ug/l	7.64	7,355.23	3.360E-03	Pulse	0.10	3
Mo			1	-8.654	ug/l	-1161.49	23.33	1.061E-05	Pulse	0.10	3
Cd			1	-0.053	ug/l	-96.91	26.67	1.150E-05	Pulse	0.10	3
Ag			1	0.031	ug/l	20.27	490.03	2.111E-04	Pulse	0.10	3
Cd			1	0.010	ug/l	290.21	23.33	1.007E-05	Pulse	0.10	3

Quantitation Report

Element	Mass	ISTD	Tune	Conc	Units	RSD(%)	CPS	Ratio	Det	Time(sec)	Rep
Ag			1	0.031	ug/l	37.58	450.02	1.934E-04	Pulse	0.10	3
Cd			1	-0.006	ug/l	-57.91	30.00	1.294E-05	Pulse	0.10	3
Cd			1	0.011	ug/l	20.66	93.33	4.022E-05	Pulse	0.10	3
Sn			1	-0.087	ug/l	-47.63	1,733.51	7.456E-04	Pulse	0.10	3
Sb			1	-0.043	ug/l	-18.12	770.05	3.317E-04	Pulse	0.10	3
Sb			1	-0.042	ug/l	-32.97	700.04	3.014E-04	Pulse	0.10	3
Ba			1	13.438	ug/l	2.19	35,885.68	1.546E-02	Pulse	0.10	3
Ba			1	13.616	ug/l	0.41	62,623.93	2.698E-02	Pulse	0.10	3
Tl			1	0.008	ug/l	71.90	213.35	1.117E-04	Pulse	0.10	3
Tl			1	0.008	ug/l	55.78	496.70	2.604E-04	Pulse	0.10	3
Pb			1	0.019	ug/l	30.24	823.38	4.314E-04	Pulse	0.10	3
Pb			1	0.024	ug/l	109.31	816.72	4.278E-04	Pulse	0.10	3
Pb			1	0.015	ug/l	10.31	3,343.60	1.752E-03	Pulse	0.10	3

ISTD Table

Tune	Element	Mass	CPS	RSD(%)	ISTD Recovery%	Det	Time(sec)	Rep
1	Li		1,155,018.97	2.27	113.1	Pulse	0.10	3
1	Sc		1,605,462.01	1.09	112.1	Pulse	0.10	3
1	Ge		327,734.10	0.71	105.5	Pulse	0.10	3
1	Ge		456,754.37	1.05	105.4	Pulse	0.10	3
1	Rh		2,190,567.31	1.32	103.8	Pulse	0.10	3
1	In		2,321,489.24	1.04	106.5	Pulse	0.10	3
1	Tb		3,283,847.04	0.87	106.3	Pulse	0.10	3
1	Ho		324,903.71	1.70	106.4	Pulse	0.10	3
1	Bi		1,908,478.15	0.45	102.0	Pulse	0.10	3

Quantitation Report

File Name 061SMPL.d
File Path C:\Agilent\ICPMH\1\DATA\xa091919w2.b
Method File
Method Path
Acq Time 9/19/2019 14:33
Sample Name jc94947-5
Sample Type Sample
Comment
Prep Dilution 1.000
Auto Dilution N/A
Total Dilution 1.000
Operator Name admin
Acq Mode Spectrum
Cal Title
Cal Type External Calibration
Last Calib 9/20/2019 7:25
Bkg File
Bkg Mode Count Subtraction except for ISTD
Interference File
FQ Blank File
VIS Fit Point to Point

Tune Step	Tune File
1	

FullQuant Table

Element	Mass	ISTD	Tune	Conc	Units	RSD(%)	CPS	Ratio	Det	Time(sec)	Rep
Be			1	-0.004	ug/l	-205.40	50.00	4.220E-05	Pulse	0.10	3
B			1	40.411	ug/l	1.49	117,883.97	9.980E-02	Pulse	0.15	3
Na			1	38391.303	ug/l	0.17	806,272,254.65	5.017E+02	Analog	0.10	3
Mg			1	8280.449	ug/l	0.53	108,394,905.05	6.745E+01	Analog	0.10	3
Al			1	21.301	ug/l	1.96	377,572.00	2.349E-01	Pulse	0.10	3
K			1	3263.341	ug/l	1.00	58,883,437.46	3.664E+01	Analog	0.10	3
Ca			1	18615.213	ug/l	0.33	609,515.53	3.793E-01	Pulse	0.10	3
Ca			1	18746.337	ug/l	0.16	9,933,405.06	6.182E+00	Analog	0.10	3
Ti			1	0.173	ug/l	17.11	363.36	7.857E-04	Pulse	0.10	3
V			1	0.385	ug/l	9.49	7,614.32	1.649E-02	Pulse	0.30	3
Cr			1	0.630	ug/l	4.41	20,002.72	4.330E-02	Pulse	0.10	3
Cr			1	-5.595	ug/l	-0.28	5,174.37	1.120E-02	Pulse	0.10	3
Mn			1	1.211	ug/l	1.25	33,284.52	7.205E-02	Pulse	0.10	3
Fe			1	15.237	ug/l	3.31	1,377,798.73	2.982E+00	Pulse	0.10	3
Fe			1	70.315	ug/l	3.78	60,076.96	1.300E-01	Pulse	0.10	3
Co			1	0.299	ug/l	2.96	6,274.79	1.358E-02	Pulse	0.10	3
Ni			1	0.599	ug/l	7.37	2,937.04	6.359E-03	Pulse	0.10	3
Ni			1	0.502	ug/l	14.85	520.03	1.125E-03	Pulse	0.10	3
Cu			1	20.543	ug/l	1.28	220,392.41	4.771E-01	Pulse	0.10	3
Cu			1	20.355	ug/l	0.26	103,435.85	2.239E-01	Pulse	0.10	3
Zn			1	1.496	ug/l	5.88	5,637.84	1.220E-02	Pulse	0.10	3
Zn			1	1.740	ug/l	13.60	1,040.07	2.253E-03	Pulse	0.10	3
Zn			1	1.693	ug/l	4.81	4,557.46	9.862E-03	Pulse	0.10	3
As			1	0.049	ug/l	344.39	13,839.83	2.995E-02	Pulse	0.50	3
Se			1	-14.782	ug/l	-10.33	1,230.10	2.666E-03	Pulse	0.10	3
Se			1	-1.003	ug/l	-30.91	13,614.02	2.946E-02	Pulse	1.00	3
Se			1	-0.764	ug/l	-28.68	13,667.01	2.958E-02	Pulse	1.00	3
Kr			1	78.418	ug/l	52.99	103.34	2.233E-04	Pulse	0.10	3
Sr			1	133.848	ug/l	0.50	3,763,770.25	1.694E+00	Pulse	0.10	3
Mo			1	0.813	ug/l	2.61	4,714.23	2.123E-03	Pulse	0.10	3
Mo			1	0.698	ug/l	7.07	5,314.39	2.392E-03	Pulse	0.10	3
Mo			1	0.754	ug/l	3.49	2,820.35	1.270E-03	Pulse	0.10	3
Mo			1	0.782	ug/l	2.79	7,498.13	3.375E-03	Pulse	0.10	3
Mo			1	19.140	ug/l	541.01	26.67	1.204E-05	Pulse	0.10	3
Cd			1	-0.010	ug/l	-326.21	40.00	1.703E-05	Pulse	0.10	3
Ag			1	0.021	ug/l	45.02	350.02	1.489E-04	Pulse	0.10	3
Cd			1	-0.008	ug/l	-1234.92	20.00	8.488E-06	Pulse	0.10	3

Quantitation Report

Element	Mass	ISTD	Tune	Conc	Units	RSD(%)	CPS	Ratio	Det	Time(sec)	Rep
Ag			1	0.025	ug/l	12.60	380.02	1.617E-04	Pulse	0.10	3
Cd			1	0.005	ug/l	212.04	63.33	2.691E-05	Pulse	0.10	3
Cd			1	0.012	ug/l	67.73	100.01	4.250E-05	Pulse	0.10	3
Sn			1	-0.051	ug/l	-64.42	2,086.89	8.877E-04	Pulse	0.10	3
Sb			1	-0.047	ug/l	-24.86	736.71	3.136E-04	Pulse	0.10	3
Sb			1	-0.057	ug/l	-13.02	573.37	2.439E-04	Pulse	0.10	3
Ba			1	13.324	ug/l	2.14	36,018.94	1.533E-02	Pulse	0.10	3
Ba			1	13.350	ug/l	0.46	62,155.29	2.645E-02	Pulse	0.10	3
Tl			1	0.004	ug/l	152.38	176.68	9.212E-05	Pulse	0.10	3
Tl			1	0.008	ug/l	26.33	483.36	2.522E-04	Pulse	0.10	3
Pb			1	-0.009	ug/l	-17.55	570.04	2.976E-04	Pulse	0.10	3
Pb			1	-0.014	ug/l	-42.85	520.03	2.715E-04	Pulse	0.10	3
Pb			1	-0.012	ug/l	-16.22	2,380.17	1.243E-03	Pulse	0.10	3

ISTD Table

Tune	Element	Mass	CPS	RSD(%)	ISTD Recovery%	Det	Time(sec)	Rep
1	Li		1,181,211.54	0.64	115.6	Pulse	0.10	3
1	Sc		1,606,969.19	1.15	112.2	Pulse	0.10	3
1	Ge		329,651.07	1.37	106.1	Pulse	0.10	3
1	Ge		462,023.02	1.37	106.7	Pulse	0.10	3
1	Rh		2,221,120.80	0.87	105.2	Pulse	0.10	3
1	In		2,349,882.57	0.48	107.8	Pulse	0.10	3
1	Tb		3,301,624.33	0.82	106.9	Pulse	0.10	3
1	Ho		329,831.04	0.50	108.0	Pulse	0.10	3
1	Bi		1,915,624.45	0.47	102.4	Pulse	0.10	3

Quantitation Report

File Name 062SMPL.d
File Path C:\Agilent\ICPMH\1\DATA\xa091919w2.b
Method File
Method Path
Acq Time 9/19/2019 14:37
Sample Name jc94947-6
Sample Type Sample
Comment
Prep Dilution 1.000
Auto Dilution N/A
Total Dilution 1.000
Operator Name admin
Acq Mode Spectrum
Cal Title
Cal Type External Calibration
Last Calib 9/20/2019 7:25
Bkg File
Bkg Mode Count Subtraction except for ISTD
Interference File
FQ Blank File
VIS Fit Point to Point

Tune Step	Tune File
1	

FullQuant Table

Element	Mass	ISTD	Tune	Conc	Units	RSD(%)	CPS	Ratio	Det	Time(sec)	Rep
Be			1	-0.005	ug/l	-48.01	43.33	3.745E-05	Pulse	0.10	3
B			1	0.678	ug/l	40.28	24,440.18	2.120E-02	Pulse	0.15	3
Na			1	14.506	ug/l	7.85	560,970.24	3.546E-01	Pulse	0.10	3
Mg			1	12.372	ug/l	3.91	168,696.96	1.067E-01	Pulse	0.10	3
Al			1	10.957	ug/l	4.26	207,115.63	1.310E-01	Pulse	0.10	3
K			1	-12.014	ug/l	-33.65	1,729,928.83	1.094E+00	Pulse	0.10	3
Ca			1	75.749	ug/l	26.36	3,817.26	2.420E-03	Pulse	0.10	3
Ca			1	106.804	ug/l	4.69	69,301.44	4.383E-02	Pulse	0.10	3
Ti			1	0.068	ug/l	11.57	190.01	4.239E-04	Pulse	0.10	3
V			1	0.230	ug/l	22.78	4,175.91	9.315E-03	Pulse	0.30	3
Cr			1	-0.007	ug/l	-242.89	7,722.13	1.723E-02	Pulse	0.10	3
Cr			1	-4.771	ug/l	-8.60	6,791.68	1.514E-02	Pulse	0.10	3
Mn			1	2.493	ug/l	2.72	63,543.19	1.417E-01	Pulse	0.10	3
Fe			1	10.659	ug/l	20.01	1,244,403.76	2.776E+00	Pulse	0.10	3
Fe			1	-0.855	ug/l	-227.65	24,375.50	5.438E-02	Pulse	0.10	3
Co			1	0.058	ug/l	22.40	1,330.11	2.967E-03	Pulse	0.10	3
Ni			1	0.214	ug/l	21.47	1,200.09	2.681E-03	Pulse	0.10	3
Ni			1	0.368	ug/l	41.79	420.02	9.360E-04	Pulse	0.10	3
Cu			1	-0.108	ug/l	-7.58	3,090.41	6.886E-03	Pulse	0.10	3
Cu			1	-0.048	ug/l	-69.17	1,596.81	3.560E-03	Pulse	0.10	3
Zn			1	3.152	ug/l	1.80	9,676.50	2.158E-02	Pulse	0.10	3
Zn			1	3.241	ug/l	9.15	1,600.14	3.566E-03	Pulse	0.10	3
Zn			1	3.022	ug/l	4.67	6,861.68	1.530E-02	Pulse	0.10	3
As			1	0.203	ug/l	119.48	13,779.00	3.074E-02	Pulse	0.50	3
Se			1	-17.105	ug/l	-0.47	893.39	1.992E-03	Pulse	0.10	3
Se			1	-0.516	ug/l	-231.24	13,410.85	2.992E-02	Pulse	1.00	3
Se			1	-0.500	ug/l	-170.33	13,412.52	2.992E-02	Pulse	1.00	3
Kr			1	78.283	ug/l	9.71	100.00	2.230E-04	Pulse	0.10	3
Sr			1	1.224	ug/l	3.81	35,192.81	1.563E-02	Pulse	0.10	3
Mo			1	0.030	ug/l	58.81	300.02	1.339E-04	Pulse	0.10	3
Mo			1	0.013	ug/l	150.51	363.35	1.617E-04	Pulse	0.10	3
Mo			1	0.021	ug/l	37.53	203.34	9.010E-05	Pulse	0.10	3

Quantitation Report

Element	Mass	ISTD	Tune	Conc	Units	RSD(%)	CPS	Ratio	Det	Time(sec)	Rep
Mo			1	0.024	ug/l	24.47	548.50	2.439E-04	Pulse	0.10	3
Mo			1	77.727	ug/l	294.57	33.33	1.505E-05	Pulse	0.10	3
Cd			1	0.088	ug/l	187.74	70.00	2.973E-05	Pulse	0.10	3
Ag			1	0.086	ug/l	22.03	1,236.77	5.323E-04	Pulse	0.10	3
Cd			1	0.093	ug/l	58.33	40.00	1.723E-05	Pulse	0.10	3
Ag			1	0.091	ug/l	30.18	1,243.43	5.357E-04	Pulse	0.10	3
Cd			1	-0.010	ug/l	-70.85	20.00	8.480E-06	Pulse	0.10	3
Cd			1	0.005	ug/l	29.62	50.00	2.145E-05	Pulse	0.10	3
Sn			1	-0.175	ug/l	-13.43	946.73	4.055E-04	Pulse	0.10	3
Sb			1	-0.044	ug/l	-17.06	766.71	3.297E-04	Pulse	0.10	3
Sb			1	-0.042	ug/l	-19.88	696.71	2.995E-04	Pulse	0.10	3
Ba			1	1.452	ug/l	6.89	3,944.00	1.695E-03	Pulse	0.10	3
Ba			1	1.451	ug/l	7.79	6,745.04	2.900E-03	Pulse	0.10	3
Tl			1	0.006	ug/l	100.64	203.34	1.034E-04	Pulse	0.10	3
Tl			1	0.007	ug/l	51.47	470.03	2.383E-04	Pulse	0.10	3
Pb			1	-0.023	ug/l	-18.41	466.70	2.362E-04	Pulse	0.10	3
Pb			1	-0.032	ug/l	-12.94	386.69	1.956E-04	Pulse	0.10	3
Pb			1	-0.028	ug/l	-4.06	1,860.12	9.418E-04	Pulse	0.10	3

ISTD Table

Tune	Element	Mass	CPS	RSD(%)	ISTD Recovery%	Det	Time(sec)	Rep
1	Li		1,153,176.35	2.13	112.9	Pulse	0.10	3
1	Sc		1,582,548.83	3.58	110.5	Pulse	0.10	3
1	Ge		324,628.48	2.19	104.5	Pulse	0.10	3
1	Ge		448,583.57	2.73	103.6	Pulse	0.10	3
1	Rh		2,253,873.82	3.34	106.8	Pulse	0.10	3
1	In		2,329,653.98	2.96	106.8	Pulse	0.10	3
1	Tb		3,248,004.32	3.71	105.2	Pulse	0.10	3
1	Ho		319,847.63	4.07	104.8	Pulse	0.10	3
1	Bi		1,974,410.65	2.04	105.5	Pulse	0.10	3

Quantitation Report

File Name	063SMPL.d
File Path	C:\Agilent\ICPMH\1\DATA\xa091919w2.b
Method File	
Method Path	
Acq Time	9/19/2019 14:40
Sample Name	jc94947-7
Sample Type	Sample
Comment	
Prep Dilution	1.000
Auto Dilution	N/A
Total Dilution	1.000
Operator Name	admin
Acq Mode	Spectrum
Cal Title	
Cal Type	External Calibration
Last Calib	9/20/2019 7:25
Bkg File	
Bkg Mode	Count Subtraction except for ISTD
Interference File	
FQ Blank File	
VIS Fit	Point to Point

Tune Step	Tune File
1	

FullQuant Table

Element	Mass	ISTD	Tune	Conc	Units	RSD(%)	CPS	Ratio	Det	Time(sec)	Rep
Be			1	-0.009	ug/l	-46.36	30.00	2.539E-05	Pulse	0.10	3
B			1	38.274	ug/l	2.40	112,876.68	9.557E-02	Pulse	0.15	3
Na			1	38422.254	ug/l	0.61	814,080,761.20	5.021E+02	Analog	0.10	3
Mg			1	7438.939	ug/l	0.11	98,245,971.87	6.060E+01	Analog	0.10	3
Al			1	16.637	ug/l	1.10	304,879.30	1.881E-01	Pulse	0.10	3
K			1	2858.809	ug/l	0.81	52,284,420.89	3.225E+01	Analog	0.10	3
Ca			1	15312.356	ug/l	0.08	506,085.16	3.121E-01	Pulse	0.10	3
Ca			1	15337.484	ug/l	0.80	8,202,559.88	5.059E+00	Analog	0.10	3
Ti			1	0.097	ug/l	42.58	243.35	5.243E-04	Pulse	0.10	3
V			1	0.240	ug/l	7.16	4,525.47	9.750E-03	Pulse	0.30	3
Cr			1	0.226	ug/l	7.97	12,428.45	2.677E-02	Pulse	0.10	3
Cr			1	-5.426	ug/l	-1.21	5,574.47	1.201E-02	Pulse	0.10	3
Mn			1	0.700	ug/l	4.60	20,557.12	4.428E-02	Pulse	0.10	3
Fe			1	9.367	ug/l	3.93	1,261,494.25	2.717E+00	Pulse	0.10	3
Fe			1	55.123	ug/l	4.52	52,872.48	1.139E-01	Pulse	0.10	3
Co			1	0.379	ug/l	7.37	7,935.56	1.709E-02	Pulse	0.10	3
Ni			1	0.844	ug/l	2.07	4,037.34	8.697E-03	Pulse	0.10	3
Ni			1	0.739	ug/l	13.84	676.70	1.458E-03	Pulse	0.10	3
Cu			1	7.222	ug/l	0.62	80,668.96	1.738E-01	Pulse	0.10	3
Cu			1	6.742	ug/l	1.74	35,689.77	7.688E-02	Pulse	0.10	3
Zn			1	10.937	ug/l	2.83	30,475.67	6.565E-02	Pulse	0.10	3
Zn			1	10.945	ug/l	1.34	4,784.23	1.031E-02	Pulse	0.10	3
Zn			1	11.127	ug/l	5.57	22,506.48	4.849E-02	Pulse	0.10	3
As			1	0.023	ug/l	224.37	13,839.68	2.981E-02	Pulse	0.50	3
Se			1	-14.515	ug/l	-1.46	1,273.43	2.743E-03	Pulse	0.10	3
Se			1	-1.344	ug/l	-30.40	13,530.61	2.915E-02	Pulse	1.00	3
Se			1	-1.004	ug/l	-21.38	13,587.27	2.927E-02	Pulse	1.00	3
Kr			1	78.244	ug/l	40.67	103.34	2.228E-04	Pulse	0.10	3
Sr			1	90.474	ug/l	0.22	2,547,381.58	1.145E+00	Pulse	0.10	3
Mo			1	0.835	ug/l	4.46	4,847.59	2.179E-03	Pulse	0.10	3
Mo			1	0.703	ug/l	2.38	5,351.10	2.406E-03	Pulse	0.10	3
Mo			1	0.808	ug/l	1.07	3,017.05	1.357E-03	Pulse	0.10	3
Mo			1	0.817	ug/l	2.89	7,830.66	3.521E-03	Pulse	0.10	3
Mo			1	77.198	ug/l	264.09	33.33	1.502E-05	Pulse	0.10	3
Cd			1	0.066	ug/l	161.20	63.33	2.694E-05	Pulse	0.10	3
Ag			1	0.023	ug/l	15.08	386.69	1.644E-04	Pulse	0.10	3
Cd			1	0.320	ug/l	32.99	86.67	3.686E-05	Pulse	0.10	3

Quantitation Report

Element	Mass	ISTD	Tune	Conc	Units	RSD(%)	CPS	Ratio	Det	Time(sec)	Rep
Ag			1	0.022	ug/l	17.78	336.69	1.430E-04	Pulse	0.10	3
Cd			1	-0.002	ug/l	-476.68	43.33	1.845E-05	Pulse	0.10	3
Cd			1	0.017	ug/l	49.96	130.01	5.519E-05	Pulse	0.10	3
Sn			1	-0.121	ug/l	-22.20	1,446.79	6.139E-04	Pulse	0.10	3
Sb			1	-0.050	ug/l	-2.93	703.38	2.987E-04	Pulse	0.10	3
Sb			1	-0.071	ug/l	-15.56	450.03	1.909E-04	Pulse	0.10	3
Ba			1	11.545	ug/l	1.32	31,278.92	1.329E-02	Pulse	0.10	3
Ba			1	11.430	ug/l	1.32	53,329.21	2.265E-02	Pulse	0.10	3
Tl			1	0.068	ug/l	7.48	880.06	4.541E-04	Pulse	0.10	3
Tl			1	0.069	ug/l	5.97	2,086.89	1.077E-03	Pulse	0.10	3
Pb			1	0.131	ug/l	12.77	1,856.86	9.580E-04	Pulse	0.10	3
Pb			1	0.108	ug/l	18.32	1,503.48	7.758E-04	Pulse	0.10	3
Pb			1	0.118	ug/l	1.69	7,197.65	3.715E-03	Pulse	0.10	3

ISTD Table

Tune	Element	Mass	CPS	RSD(%)	ISTD Recovery%	Det	Time(sec)	Rep
1	Li		1,181,060.84	0.30	115.6	Pulse	0.10	3
1	Sc		1,621,316.59	1.10	113.2	Pulse	0.10	3
1	Ge		331,720.05	1.14	106.7	Pulse	0.10	3
1	Ge		464,222.95	0.45	107.2	Pulse	0.10	3
1	Rh		2,223,962.73	0.60	105.4	Pulse	0.10	3
1	In		2,354,573.20	1.16	108.0	Pulse	0.10	3
1	Tb		3,310,778.28	0.12	107.2	Pulse	0.10	3
1	Ho		327,792.37	0.78	107.4	Pulse	0.10	3
1	Bi		1,937,494.45	0.82	103.5	Pulse	0.10	3

Quantitation Report

File Name 064SMPL.d
File Path C:\Agilent\ICPMH\1\DATA\xa091919w2.b
Method File
Method Path
Acq Time 9/19/2019 14:43
Sample Name jc94947-8
Sample Type Sample
Comment
Prep Dilution 1.000
Auto Dilution N/A
Total Dilution 1.000
Operator Name admin
Acq Mode Spectrum
Cal Title
Cal Type External Calibration
Last Calib 9/20/2019 7:25
Bkg File
Bkg Mode Count Subtraction except for ISTD
Interference File
FQ Blank File
VIS Fit Point to Point

Tune Step	Tune File
1	

FullQuant Table

Element	Mass	ISTD	Tune	Conc	Units	RSD(%)	CPS	Ratio	Det	Time(sec)	Rep
Be			1	-0.005	ug/l	-77.84	46.67	3.969E-05	Pulse	0.10	3
B			1	38.438	ug/l	2.41	113,066.97	9.589E-02	Pulse	0.15	3
Na			1	38399.327	ug/l	0.39	809,589,187.94	5.018E+02	Analog	0.10	3
Mg			1	7448.876	ug/l	0.91	97,893,385.21	6.068E+01	Analog	0.10	3
Al			1	16.979	ug/l	1.33	308,921.32	1.915E-01	Pulse	0.10	3
K			1	2855.907	ug/l	0.41	51,977,547.56	3.222E+01	Analog	0.10	3
Ca			1	15415.419	ug/l	0.71	506,938.21	3.142E-01	Pulse	0.10	3
Ca			1	15340.500	ug/l	0.92	8,162,903.00	5.060E+00	Analog	0.10	3
Ti			1	0.304	ug/l	9.50	566.70	1.234E-03	Pulse	0.10	3
V			1	0.212	ug/l	32.95	3,872.08	8.450E-03	Pulse	0.30	3
Cr			1	0.221	ug/l	21.02	12,195.01	2.658E-02	Pulse	0.10	3
Cr			1	-4.612	ug/l	-2.69	7,298.57	1.590E-02	Pulse	0.10	3
Mn			1	0.692	ug/l	11.56	20,134.43	4.386E-02	Pulse	0.10	3
Fe			1	9.029	ug/l	4.05	1,240,189.20	2.702E+00	Pulse	0.10	3
Fe			1	55.612	ug/l	2.25	52,511.49	1.144E-01	Pulse	0.10	3
Co			1	0.343	ug/l	5.42	7,135.20	1.554E-02	Pulse	0.10	3
Ni			1	0.745	ug/l	5.37	3,557.18	7.750E-03	Pulse	0.10	3
Ni			1	0.762	ug/l	16.38	683.37	1.490E-03	Pulse	0.10	3
Cu			1	16.975	ug/l	0.45	181,668.07	3.958E-01	Pulse	0.10	3
Cu			1	16.724	ug/l	0.74	84,755.47	1.847E-01	Pulse	0.10	3
Zn			1	15.671	ug/l	3.31	42,436.32	9.245E-02	Pulse	0.10	3
Zn			1	16.120	ug/l	2.02	6,808.32	1.483E-02	Pulse	0.10	3
Zn			1	15.703	ug/l	2.04	30,856.71	6.723E-02	Pulse	0.10	3
As			1	0.062	ug/l	271.56	13,775.17	3.002E-02	Pulse	0.50	3
Se			1	-13.279	ug/l	-8.27	1,423.46	3.102E-03	Pulse	0.10	3
Se			1	-1.443	ug/l	-24.75	13,336.14	2.906E-02	Pulse	1.00	3
Se			1	-1.042	ug/l	-28.67	13,411.80	2.922E-02	Pulse	1.00	3
Kr			1	68.958	ug/l	30.23	90.00	1.964E-04	Pulse	0.10	3
Sr			1	90.443	ug/l	0.98	2,527,359.03	1.145E+00	Pulse	0.10	3
Mo			1	0.900	ug/l	5.29	5,177.75	2.345E-03	Pulse	0.10	3
Mo			1	0.832	ug/l	4.90	6,241.48	2.828E-03	Pulse	0.10	3
Mo			1	0.899	ug/l	7.50	3,317.14	1.503E-03	Pulse	0.10	3
Mo			1	0.898	ug/l	1.45	8,505.38	3.854E-03	Pulse	0.10	3
Mo			1	20.344	ug/l	666.01	26.67	1.210E-05	Pulse	0.10	3
Cd			1	0.323	ug/l	18.33	140.01	6.028E-05	Pulse	0.10	3
Ag			1	0.023	ug/l	20.77	373.35	1.607E-04	Pulse	0.10	3
Cd			1	0.391	ug/l	0.50	100.00	4.304E-05	Pulse	0.10	3

Quantitation Report

Element	Mass	ISTD	Tune	Conc	Units	RSD(%)	CPS	Ratio	Det	Time(sec)	Rep
Ag			1	0.021	ug/l	24.20	330.02	1.420E-04	Pulse	0.10	3
Cd			1	0.001	ug/l	432.35	50.00	2.151E-05	Pulse	0.10	3
Cd			1	0.019	ug/l	49.33	146.68	6.313E-05	Pulse	0.10	3
Sn			1	-0.082	ug/l	-11.09	1,783.52	7.677E-04	Pulse	0.10	3
Sb			1	0.058	ug/l	25.67	1,896.85	8.166E-04	Pulse	0.10	3
Sb			1	0.050	ug/l	50.66	1,493.47	6.431E-04	Pulse	0.10	3
Ba			1	11.680	ug/l	0.78	31,225.43	1.344E-02	Pulse	0.10	3
Ba			1	11.771	ug/l	1.95	54,188.76	2.332E-02	Pulse	0.10	3
Tl			1	0.065	ug/l	4.84	836.73	4.370E-04	Pulse	0.10	3
Tl			1	0.059	ug/l	9.88	1,800.18	9.401E-04	Pulse	0.10	3
Pb			1	0.266	ug/l	4.81	3,043.76	1.590E-03	Pulse	0.10	3
Pb			1	0.255	ug/l	9.44	2,653.68	1.386E-03	Pulse	0.10	3
Pb			1	0.259	ug/l	0.40	12,192.47	6.368E-03	Pulse	0.10	3

ISTD Table

Tune	Element	Mass	CPS	RSD(%)	ISTD Recovery%	Det	Time(sec)	Rep
1	Li		1,179,230.59	1.25	115.4	Pulse	0.10	3
1	Sc		1,613,274.50	0.78	112.6	Pulse	0.10	3
1	Ge		327,433.30	0.42	105.4	Pulse	0.10	3
1	Ge		458,965.71	0.75	106.0	Pulse	0.10	3
1	Rh		2,207,164.34	0.56	104.6	Pulse	0.10	3
1	In		2,323,273.91	0.39	106.5	Pulse	0.10	3
1	Tb		3,294,410.26	0.54	106.7	Pulse	0.10	3
1	Ho		326,116.93	0.28	106.8	Pulse	0.10	3
1	Bi		1,914,512.73	0.45	102.3	Pulse	0.10	3

Quantitation Report

File Name 065SMPL.d
File Path C:\Agilent\ICPMH\1\DATA\xa091919w2.b
Method File
Method Path
Acq Time 9/19/2019 14:47
Sample Name jc94947-9
Sample Type Sample
Comment
Prep Dilution 1.000
Auto Dilution N/A
Total Dilution 1.000
Operator Name admin
Acq Mode Spectrum
Cal Title
Cal Type External Calibration
Last Calib 9/20/2019 7:25
Bkg File
Bkg Mode Count Subtraction except for ISTD
Interference File
FQ Blank File
VIS Fit Point to Point

Tune Step	Tune File
1	

FullQuant Table

Element	Mass	ISTD	Tune	Conc	Units	RSD(%)	CPS	Ratio	Det	Time(sec)	Rep
Be			1	-0.007	ug/l	-51.81	36.67	3.148E-05	Pulse	0.10	3
B			1	38.110	ug/l	1.15	111,020.19	9.525E-02	Pulse	0.15	3
Na			1	38044.036	ug/l	0.78	798,618,814.77	4.972E+02	Analog	0.10	3
Mg			1	7942.582	ug/l	0.95	103,925,405.12	6.470E+01	Analog	0.10	3
Al			1	19.064	ug/l	0.81	341,257.92	2.124E-01	Pulse	0.10	3
K			1	2881.772	ug/l	0.13	52,202,089.22	3.250E+01	Analog	0.10	3
Ca			1	16544.376	ug/l	0.62	541,619.31	3.372E-01	Pulse	0.10	3
Ca			1	16590.522	ug/l	0.39	8,789,008.20	5.472E+00	Analog	0.10	3
Ti			1	0.166	ug/l	20.84	350.02	7.611E-04	Pulse	0.10	3
V			1	0.303	ug/l	15.50	5,843.21	1.271E-02	Pulse	0.30	3
Cr			1	0.343	ug/l	5.62	14,506.94	3.155E-02	Pulse	0.10	3
Cr			1	-4.168	ug/l	-4.20	8,285.78	1.802E-02	Pulse	0.10	3
Mn			1	0.134	ug/l	31.19	6,223.99	1.354E-02	Pulse	0.10	3
Fe			1	7.515	ug/l	5.08	1,210,907.92	2.634E+00	Pulse	0.10	3
Fe			1	58.040	ug/l	1.54	53,782.10	1.170E-01	Pulse	0.10	3
Co			1	0.315	ug/l	8.84	6,564.91	1.428E-02	Pulse	0.10	3
Ni			1	0.557	ug/l	3.46	2,737.02	5.953E-03	Pulse	0.10	3
Ni			1	0.414	ug/l	26.38	460.03	1.000E-03	Pulse	0.10	3
Cu			1	28.637	ug/l	0.92	304,051.92	6.613E-01	Pulse	0.10	3
Cu			1	28.426	ug/l	1.65	142,997.71	3.110E-01	Pulse	0.10	3
Zn			1	5.567	ug/l	2.33	16,205.34	3.525E-02	Pulse	0.10	3
Zn			1	5.755	ug/l	9.93	2,650.32	5.766E-03	Pulse	0.10	3
Zn			1	5.625	ug/l	1.63	11,934.80	2.596E-02	Pulse	0.10	3
As			1	-0.032	ug/l	-274.42	13,576.83	2.953E-02	Pulse	0.50	3
Se			1	-12.921	ug/l	-6.69	1,473.46	3.206E-03	Pulse	0.10	3
Se			1	-1.321	ug/l	-28.34	13,409.86	2.917E-02	Pulse	1.00	3
Se			1	-1.020	ug/l	-37.15	13,446.86	2.925E-02	Pulse	1.00	3
Kr			1	99.353	ug/l	53.90	130.01	2.830E-04	Pulse	0.10	3
Sr			1	92.197	ug/l	0.65	2,577,190.64	1.167E+00	Pulse	0.10	3
Mo			1	0.845	ug/l	1.91	4,870.95	2.206E-03	Pulse	0.10	3
Mo			1	0.669	ug/l	3.37	5,071.00	2.296E-03	Pulse	0.10	3
Mo			1	0.823	ug/l	15.66	3,047.10	1.381E-03	Pulse	0.10	3
Mo			1	0.785	ug/l	4.37	7,476.29	3.387E-03	Pulse	0.10	3
Mo			1	-67.296	ug/l	-201.33	16.67	7.590E-06	Pulse	0.10	3
Cd			1	0.024	ug/l	368.64	50.00	2.141E-05	Pulse	0.10	3
Ag			1	0.018	ug/l	25.75	316.68	1.358E-04	Pulse	0.10	3
Cd			1	0.142	ug/l	35.75	50.00	2.145E-05	Pulse	0.10	3

Quantitation Report

Element	Mass	ISTD	Tune	Conc	Units	RSD(%)	CPS	Ratio	Det	Time(sec)	Rep
Ag			1	0.014	ug/l	42.71	230.01	9.854E-05	Pulse	0.10	3
Cd			1	-0.016	ug/l	-13.03	3.33	1.437E-06	Pulse	0.10	3
Cd			1	0.008	ug/l	68.96	70.00	2.997E-05	Pulse	0.10	3
Sn			1	-0.179	ug/l	-10.25	906.73	3.886E-04	Pulse	0.10	3
Sb			1	-0.077	ug/l	-7.69	393.35	1.686E-04	Pulse	0.10	3
Sb			1	-0.092	ug/l	-1.84	263.35	1.129E-04	Pulse	0.10	3
Ba			1	11.634	ug/l	2.00	31,218.96	1.339E-02	Pulse	0.10	3
Ba			1	12.049	ug/l	1.78	55,681.16	2.388E-02	Pulse	0.10	3
Tl			1	0.005	ug/l	88.68	180.01	9.465E-05	Pulse	0.10	3
Tl			1	0.006	ug/l	108.39	426.69	2.246E-04	Pulse	0.10	3
Pb			1	-0.022	ug/l	-56.84	450.02	2.367E-04	Pulse	0.10	3
Pb			1	-0.032	ug/l	-13.52	370.02	1.946E-04	Pulse	0.10	3
Pb			1	-0.027	ug/l	-37.74	1,833.45	9.645E-04	Pulse	0.10	3

ISTD Table

Tune	Element	Mass	CPS	RSD(%)	ISTD Recovery%	Det	Time(sec)	Rep
1	Li		1,165,605.35	0.26	114.1	Pulse	0.10	3
1	Sc		1,606,260.71	0.62	112.1	Pulse	0.10	3
1	Ge		323,177.37	0.76	104.0	Pulse	0.10	3
1	Ge		459,734.64	0.38	106.1	Pulse	0.10	3
1	Rh		2,207,955.02	0.89	104.6	Pulse	0.10	3
1	In		2,332,080.26	0.47	106.9	Pulse	0.10	3
1	Tb		3,277,361.62	1.06	106.1	Pulse	0.10	3
1	Ho		326,990.80	2.00	107.1	Pulse	0.10	3
1	Bi		1,901,015.65	0.33	101.6	Pulse	0.10	3

Quantitation Report

File Name 066SMPL.d
File Path C:\Agilent\ICPMH\1\DATA\xa091919w2.b
Method File
Method Path
Acq Time 9/19/2019 14:50
Sample Name jc94947-10
Sample Type Sample
Comment
Prep Dilution 1.000
Auto Dilution N/A
Total Dilution 1.000
Operator Name admin
Acq Mode Spectrum
Cal Title
Cal Type External Calibration
Last Calib 9/20/2019 7:25
Bkg File
Bkg Mode Count Subtraction except for ISTD
Interference File
FQ Blank File
VIS Fit Point to Point

Tune Step	Tune File
1	

FullQuant Table

Element	Mass	ISTD	Tune	Conc	Units	RSD(%)	CPS	Ratio	Det	Time(sec)	Rep
Be			1	-0.006	ug/l	-66.76	40.00	3.444E-05	Pulse	0.10	3
B			1	37.969	ug/l	0.76	110,385.48	9.497E-02	Pulse	0.15	3
Na			1	38017.787	ug/l	0.33	794,851,348.16	4.968E+02	Analog	0.10	3
Mg			1	7716.971	ug/l	0.83	100,560,245.17	6.286E+01	Analog	0.10	3
Al			1	18.363	ug/l	0.16	328,595.92	2.054E-01	Pulse	0.10	3
K			1	2877.385	ug/l	0.81	51,919,234.23	3.245E+01	Analog	0.10	3
Ca			1	15980.309	ug/l	0.66	521,066.46	3.257E-01	Pulse	0.10	3
Ca			1	15923.805	ug/l	0.75	8,402,085.09	5.252E+00	Analog	0.10	3
Ti			1	0.186	ug/l	10.30	373.35	8.281E-04	Pulse	0.10	3
V			1	0.285	ug/l	30.55	5,338.36	1.185E-02	Pulse	0.30	3
Cr			1	0.286	ug/l	16.20	13,185.70	2.925E-02	Pulse	0.10	3
Cr			1	-3.576	ug/l	-10.55	9,403.09	2.086E-02	Pulse	0.10	3
Mn			1	0.104	ug/l	13.54	5,361.07	1.189E-02	Pulse	0.10	3
Fe			1	8.072	ug/l	7.91	1,198,633.45	2.659E+00	Pulse	0.10	3
Fe			1	57.431	ug/l	1.32	52,444.45	1.163E-01	Pulse	0.10	3
Co			1	0.329	ug/l	4.25	6,721.62	1.491E-02	Pulse	0.10	3
Ni			1	0.562	ug/l	2.51	2,707.00	6.005E-03	Pulse	0.10	3
Ni			1	0.455	ug/l	35.33	476.70	1.058E-03	Pulse	0.10	3
Cu			1	17.698	ug/l	1.39	185,858.52	4.123E-01	Pulse	0.10	3
Cu			1	17.369	ug/l	1.17	86,387.34	1.916E-01	Pulse	0.10	3
Zn			1	1.515	ug/l	8.63	5,547.83	1.231E-02	Pulse	0.10	3
Zn			1	1.818	ug/l	16.22	1,046.74	2.321E-03	Pulse	0.10	3
Zn			1	1.707	ug/l	5.47	4,470.80	9.918E-03	Pulse	0.10	3
As			1	0.205	ug/l	142.74	13,860.61	3.075E-02	Pulse	0.50	3
Se			1	-12.324	ug/l	-11.94	1,523.47	3.379E-03	Pulse	0.10	3
Se			1	-0.783	ug/l	-73.90	13,373.49	2.967E-02	Pulse	1.00	3
Se			1	-0.562	ug/l	-62.02	13,450.82	2.984E-02	Pulse	1.00	3
Kr			1	67.553	ug/l	33.66	86.67	1.924E-04	Pulse	0.10	3
Sr			1	91.089	ug/l	0.22	2,522,995.90	1.153E+00	Pulse	0.10	3
Mo			1	0.907	ug/l	6.54	5,164.36	2.361E-03	Pulse	0.10	3
Mo			1	0.759	ug/l	2.62	5,667.88	2.591E-03	Pulse	0.10	3
Mo			1	0.917	ug/l	7.97	3,353.80	1.532E-03	Pulse	0.10	3
Mo			1	0.902	ug/l	3.35	8,467.73	3.870E-03	Pulse	0.10	3
Mo			1	81.671	ug/l	273.51	33.33	1.525E-05	Pulse	0.10	3
Cd			1	0.069	ug/l	194.11	63.33	2.730E-05	Pulse	0.10	3
Ag			1	0.032	ug/l	22.28	503.36	2.174E-04	Pulse	0.10	3
Cd			1	0.027	ug/l	469.90	26.67	1.148E-05	Pulse	0.10	3

Quantitation Report

Element	Mass	ISTD	Tune	Conc	Units	RSD(%)	CPS	Ratio	Det	Time(sec)	Rep
Ag			1	0.036	ug/l	4.01	513.36	2.219E-04	Pulse	0.10	3
Cd			1	-0.005	ug/l	-246.69	33.33	1.440E-05	Pulse	0.10	3
Cd			1	0.005	ug/l	91.83	53.33	2.311E-05	Pulse	0.10	3
Sn			1	-0.108	ug/l	-9.72	1,536.80	6.642E-04	Pulse	0.10	3
Sb			1	0.034	ug/l	35.55	1,626.82	7.029E-04	Pulse	0.10	3
Sb			1	0.019	ug/l	37.64	1,226.77	5.300E-04	Pulse	0.10	3
Ba			1	11.495	ug/l	0.15	30,610.89	1.323E-02	Pulse	0.10	3
Ba			1	11.817	ug/l	1.35	54,185.07	2.342E-02	Pulse	0.10	3
Tl			1	0.016	ug/l	48.63	296.68	1.563E-04	Pulse	0.10	3
Tl			1	0.010	ug/l	27.01	536.70	2.832E-04	Pulse	0.10	3
Pb			1	-0.008	ug/l	-87.01	573.37	3.023E-04	Pulse	0.10	3
Pb			1	-0.002	ug/l	-275.34	610.04	3.218E-04	Pulse	0.10	3
Pb			1	-0.006	ug/l	-26.81	2,566.87	1.354E-03	Pulse	0.10	3

ISTD Table

Tune	Element	Mass	CPS	RSD(%)	ISTD Recovery%	Det	Time(sec)	Rep
1	Li		1,162,337.33	0.87	113.8	Pulse	0.10	3
1	Sc		1,599,808.26	1.50	111.7	Pulse	0.10	3
1	Ge		324,579.70	0.59	104.5	Pulse	0.10	3
1	Ge		450,789.32	0.31	104.1	Pulse	0.10	3
1	Rh		2,187,776.06	0.81	103.6	Pulse	0.10	3
1	In		2,314,086.65	0.66	106.1	Pulse	0.10	3
1	Tb		3,262,327.76	0.59	105.6	Pulse	0.10	3
1	Ho		322,295.44	1.41	105.6	Pulse	0.10	3
1	Bi		1,896,351.07	0.58	101.3	Pulse	0.10	3

Quantitation Report

File Name 067SMPL.d
File Path C:\Agilent\ICPMH\1\DATA\xa091919w2.b
Method File
Method Path
Acq Time 9/19/2019 14:53
Sample Name mp17370-mb1 1
Sample Type Sample
Comment
Prep Dilution 1.000
Auto Dilution N/A
Total Dilution 1.000
Operator Name admin
Acq Mode Spectrum
Cal Title
Cal Type External Calibration
Last Calib 9/20/2019 7:25
Bkg File
Bkg Mode Count Subtraction except for ISTD
Interference File
FQ Blank File
VIS Fit Point to Point

Tune Step	Tune File
1	

FullQuant Table

Element	Mass	ISTD	Tune	Conc	Units	RSD(%)	CPS	Ratio	Det	Time(sec)	Rep
Be			1	-0.008	ug/l	-98.66	30.00	2.821E-05	Pulse	0.10	3
B			1	-0.473	ug/l	-56.24	20,281.31	1.892E-02	Pulse	0.15	3
Na			1	12.667	ug/l	8.37	483,617.48	3.306E-01	Pulse	0.10	3
Mg			1	1.188	ug/l	19.37	22,803.01	1.559E-02	Pulse	0.10	3
Al			1	1.194	ug/l	7.52	48,096.27	3.288E-02	Pulse	0.10	3
K			1	-10.109	ug/l	-3.24	1,630,876.33	1.115E+00	Pulse	0.10	3
Ca			1	-27.362	ug/l	-6.38	473.36	3.236E-04	Pulse	0.10	3
Ca			1	5.423	ug/l	24.38	15,284.37	1.045E-02	Pulse	0.10	3
Ti			1	0.271	ug/l	24.59	480.03	1.120E-03	Pulse	0.10	3
V			1	-0.186	ug/l	-76.13	-4,289.00	-1.002E-02	Pulse	0.30	3
Cr			1	0.204	ug/l	16.60	11,084.14	2.588E-02	Pulse	0.10	3
Cr			1	14.116	ug/l	2.74	45,149.25	1.055E-01	Pulse	0.10	3
Mn			1	-0.003	ug/l	-221.40	2,617.00	6.111E-03	Pulse	0.10	3
Fe			1	9.639	ug/l	4.97	1,168,616.13	2.730E+00	Pulse	0.10	3
Fe			1	0.439	ug/l	247.62	23,868.06	5.575E-02	Pulse	0.10	3
Co			1	0.000	ug/l	-600.23	183.34	4.285E-04	Pulse	0.10	3
Ni			1	0.005	ug/l	284.12	293.35	6.853E-04	Pulse	0.10	3
Ni			1	0.051	ug/l	112.80	210.01	4.901E-04	Pulse	0.10	3
Cu			1	-0.147	ug/l	-10.81	2,560.29	5.982E-03	Pulse	0.10	3
Cu			1	-0.110	ug/l	-40.08	1,236.77	2.886E-03	Pulse	0.10	3
Zn			1	0.788	ug/l	5.86	3,507.19	8.191E-03	Pulse	0.10	3
Zn			1	0.660	ug/l	15.39	560.03	1.308E-03	Pulse	0.10	3
Zn			1	0.896	ug/l	16.14	2,823.69	6.599E-03	Pulse	0.10	3
As			1	-0.489	ug/l	-24.28	11,635.82	2.718E-02	Pulse	0.50	3
Se			1	22.065	ug/l	3.05	5,717.91	1.336E-02	Pulse	0.10	3
Se			1	-1.442	ug/l	-3.33	12,439.75	2.906E-02	Pulse	1.00	3
Se			1	-1.123	ug/l	-5.40	12,465.08	2.912E-02	Pulse	1.00	3
Kr			1	60.158	ug/l	34.25	73.33	1.713E-04	Pulse	0.10	3
Sr			1	0.027	ug/l	20.26	1,000.07	4.690E-04	Pulse	0.10	3
Mo			1	0.018	ug/l	29.69	220.01	1.031E-04	Pulse	0.10	3
Mo			1	0.014	ug/l	46.50	353.35	1.656E-04	Pulse	0.10	3
Mo			1	0.000	ug/l	-1586.90	120.01	5.631E-05	Pulse	0.10	3

Quantitation Report

Element	Mass	ISTD	Tune	Conc	Units	RSD(%)	CPS	Ratio	Det	Time(sec)	Rep
Mo			1	-0.005	ug/l	-61.13	266.12	1.247E-04	Pulse	0.10	3
Mo			1	28.676	ug/l	806.34	26.67	1.253E-05	Pulse	0.10	3
Cd			1	0.010	ug/l	890.00	43.33	1.964E-05	Pulse	0.10	3
Ag			1	0.109	ug/l	22.41	1,476.80	6.685E-04	Pulse	0.10	3
Cd			1	0.121	ug/l	101.09	43.33	1.967E-05	Pulse	0.10	3
Ag			1	0.118	ug/l	29.67	1,520.13	6.880E-04	Pulse	0.10	3
Cd			1	-0.010	ug/l	-69.29	20.00	9.092E-06	Pulse	0.10	3
Cd			1	0.015	ug/l	15.88	113.34	5.135E-05	Pulse	0.10	3
Sn			1	-0.026	ug/l	-104.73	2,173.58	9.843E-04	Pulse	0.10	3
Sb			1	-0.064	ug/l	-14.51	516.70	2.340E-04	Pulse	0.10	3
Sb			1	-0.067	ug/l	-18.11	456.69	2.069E-04	Pulse	0.10	3
Ba			1	-0.004	ug/l	-185.59	50.00	2.265E-05	Pulse	0.10	3
Ba			1	0.001	ug/l	758.50	66.67	3.028E-05	Pulse	0.10	3
Tl			1	-0.005	ug/l	-82.42	73.34	3.801E-05	Pulse	0.10	3
Tl			1	-0.005	ug/l	-14.88	143.34	7.436E-05	Pulse	0.10	3
Pb			1	-0.030	ug/l	-5.17	386.69	2.006E-04	Pulse	0.10	3
Pb			1	-0.044	ug/l	-21.55	280.02	1.454E-04	Pulse	0.10	3
Pb			1	-0.039	ug/l	-1.74	1,420.09	7.367E-04	Pulse	0.10	3

ISTD Table

Tune	Element	Mass	CPS	RSD(%)	ISTD Recovery%	Det	Time(sec)	Rep
1	Li		1,071,741.07	1.16	104.9	Pulse	0.10	3
1	Sc		1,462,865.19	0.40	102.1	Pulse	0.10	3
1	Ge		305,646.45	0.85	98.4	Pulse	0.10	3
1	Ge		428,122.11	0.88	98.8	Pulse	0.10	3
1	Rh		2,133,205.44	1.04	101.1	Pulse	0.10	3
1	In		2,207,217.27	0.60	101.2	Pulse	0.10	3
1	Tb		3,141,831.10	0.59	101.7	Pulse	0.10	3
1	Ho		313,163.60	0.56	102.6	Pulse	0.10	3
1	Bi		1,927,487.00	0.39	103.0	Pulse	0.10	3

Quantitation Report

File Name 068SMPL.d
File Path C:\Agilent\ICPMH\1\DATA\xa091919w2.b
Method File
Method Path
Acq Time 9/19/2019 14:57
Sample Name jc94988-6
Sample Type Sample
Comment fb
Prep Dilution 1.000
Auto Dilution N/A
Total Dilution 1.000
Operator Name admin
Acq Mode Spectrum
Cal Title
Cal Type External Calibration
Last Calib 9/20/2019 7:25
Bkg File
Bkg Mode Count Subtraction except for ISTD
Interference File
FQ Blank File
VIS Fit Point to Point

Tune Step	Tune File
1	

FullQuant Table

Element	Mass	ISTD	Tune	Conc	Units	RSD(%)	CPS	Ratio	Det	Time(sec)	Rep
Be			1	-0.006	ug/l	-81.64	40.00	3.513E-05	Pulse	0.10	3
B			1	-1.183	ug/l	-13.51	19,983.25	1.752E-02	Pulse	0.15	3
Na			1	7.940	ug/l	2.81	416,667.31	2.688E-01	Pulse	0.10	3
Mg			1	11.472	ug/l	0.77	153,998.39	9.935E-02	Pulse	0.10	3
Al			1	11.592	ug/l	1.02	212,911.17	1.374E-01	Pulse	0.10	3
K			1	-12.282	ug/l	-4.15	1,691,524.92	1.091E+00	Pulse	0.10	3
Ca			1	72.591	ug/l	10.13	3,650.54	2.355E-03	Pulse	0.10	3
Ca			1	102.594	ug/l	2.77	65,797.87	4.244E-02	Pulse	0.10	3
Ti			1	0.141	ug/l	28.92	300.01	6.753E-04	Pulse	0.10	3
V			1	0.202	ug/l	45.39	3,546.02	7.991E-03	Pulse	0.30	3
Cr			1	-0.008	ug/l	-106.03	7,618.72	1.718E-02	Pulse	0.10	3
Cr			1	-2.710	ug/l	-26.12	11,080.81	2.500E-02	Pulse	0.10	3
Mn			1	2.457	ug/l	1.00	61,996.96	1.398E-01	Pulse	0.10	3
Fe			1	7.609	ug/l	6.11	1,170,203.47	2.638E+00	Pulse	0.10	3
Fe			1	-0.156	ug/l	-1537.07	24,442.16	5.512E-02	Pulse	0.10	3
Co			1	0.057	ug/l	9.38	1,296.77	2.923E-03	Pulse	0.10	3
Ni			1	0.190	ug/l	6.11	1,090.08	2.457E-03	Pulse	0.10	3
Ni			1	0.269	ug/l	30.98	353.35	7.972E-04	Pulse	0.10	3
Cu			1	-0.085	ug/l	-41.52	3,287.12	7.410E-03	Pulse	0.10	3
Cu			1	-0.073	ug/l	-39.10	1,460.12	3.292E-03	Pulse	0.10	3
Zn			1	2.835	ug/l	5.31	8,779.33	1.978E-02	Pulse	0.10	3
Zn			1	2.859	ug/l	4.54	1,433.46	3.232E-03	Pulse	0.10	3
Zn			1	2.877	ug/l	0.27	6,524.88	1.471E-02	Pulse	0.10	3
As			1	0.040	ug/l	413.38	13,260.54	2.990E-02	Pulse	0.50	3
Se			1	-13.629	ug/l	-6.85	1,330.12	3.000E-03	Pulse	0.10	3
Se			1	-0.987	ug/l	-59.29	13,074.91	2.948E-02	Pulse	1.00	3
Se			1	-0.822	ug/l	-57.21	13,085.91	2.950E-02	Pulse	1.00	3
Kr			1	73.843	ug/l	32.74	93.33	2.103E-04	Pulse	0.10	3
Sr			1	1.203	ug/l	0.67	33,963.39	1.535E-02	Pulse	0.10	3
Mo			1	0.009	ug/l	57.81	176.67	7.987E-05	Pulse	0.10	3
Mo			1	-0.003	ug/l	-96.50	243.34	1.100E-04	Pulse	0.10	3
Mo			1	-0.017	ug/l	-108.24	66.67	3.009E-05	Pulse	0.10	3

Quantitation Report

Element	Mass	ISTD	Tune	Conc	Units	RSD(%)	CPS	Ratio	Det	Time(sec)	Rep
Mo			1	-0.012	ug/l	-46.10	209.45	9.463E-05	Pulse	0.10	3
Mo			1	19.474	ug/l	1376.43	26.67	1.205E-05	Pulse	0.10	3
Cd			1	-0.075	ug/l	-76.46	20.00	8.642E-06	Pulse	0.10	3
Ag			1	0.083	ug/l	29.40	1,186.76	5.145E-04	Pulse	0.10	3
Cd			1	-0.039	ug/l	-192.54	13.33	5.762E-06	Pulse	0.10	3
Ag			1	0.080	ug/l	34.36	1,090.08	4.725E-04	Pulse	0.10	3
Cd			1	0.002	ug/l	348.96	53.33	2.310E-05	Pulse	0.10	3
Cd			1	0.011	ug/l	66.12	93.34	4.037E-05	Pulse	0.10	3
Sn			1	-0.210	ug/l	-4.43	626.71	2.717E-04	Pulse	0.10	3
Sb			1	-0.092	ug/l	-5.57	226.68	9.820E-05	Pulse	0.10	3
Sb			1	-0.094	ug/l	-8.13	243.35	1.055E-04	Pulse	0.10	3
Ba			1	1.384	ug/l	4.73	3,727.24	1.617E-03	Pulse	0.10	3
Ba			1	1.398	ug/l	3.30	6,444.91	2.795E-03	Pulse	0.10	3
Tl			1	-0.004	ug/l	-122.21	83.34	4.293E-05	Pulse	0.10	3
Tl			1	-0.003	ug/l	-37.01	206.68	1.065E-04	Pulse	0.10	3
Pb			1	-0.042	ug/l	-7.82	280.01	1.442E-04	Pulse	0.10	3
Pb			1	-0.054	ug/l	-9.58	203.34	1.047E-04	Pulse	0.10	3
Pb			1	-0.046	ug/l	-9.60	1,150.07	5.923E-04	Pulse	0.10	3

ISTD Table

Tune	Element	Mass	CPS	RSD(%)	ISTD Recovery%	Det	Time(sec)	Rep
1	Li		1,140,696.67	0.71	111.7	Pulse	0.10	3
1	Sc		1,550,071.75	0.82	108.2	Pulse	0.10	3
1	Ge		320,837.85	0.85	103.2	Pulse	0.10	3
1	Ge		443,587.06	1.22	102.4	Pulse	0.10	3
1	Rh		2,212,635.96	0.30	104.8	Pulse	0.10	3
1	In		2,306,001.15	0.72	105.7	Pulse	0.10	3
1	Tb		3,214,704.12	0.55	104.1	Pulse	0.10	3
1	Ho		315,726.44	0.11	103.4	Pulse	0.10	3
1	Bi		1,941,574.71	0.11	103.7	Pulse	0.10	3

Quantitation Report

File Name	069SMPL.d
File Path	C:\Agilent\ICPMH\1\DATA\xa091919w2.b
Method File	
Method Path	
Acq Time	9/19/2019 15:00
Sample Name	mp17370-b1
Sample Type	Sample
Comment	
Prep Dilution	1.000
Auto Dilution	N/A
Total Dilution	1.000
Operator Name	admin
Acq Mode	Spectrum
Cal Title	
Cal Type	External Calibration
Last Calib	9/20/2019 7:25
Bkg File	
Bkg Mode	Count Subtraction except for ISTD
Interference File	
FQ Blank File	
VIS Fit	Point to Point

Tune Step	Tune File
1	

FullQuant Table

Element	Mass	ISTD	Tune	Conc	Units	RSD(%)	CPS	Ratio	Det	Time(sec)	Rep
Be			1	74.273	ug/l	1.66	291,726.65	2.752E-01	Pulse	0.10	3
B			1	72.017	ug/l	1.19	172,099.60	1.623E-01	Pulse	0.15	3
Na			1	1920.445	ug/l	0.99	36,764,796.95	2.525E+01	Analog	0.10	3
Mg			1	1965.673	ug/l	0.99	23,317,232.99	1.602E+01	Analog	0.10	3
Al			1	1857.381	ug/l	1.15	27,199,417.09	1.868E+01	Analog	0.10	3
K			1	1958.981	ug/l	1.72	32,729,727.84	2.248E+01	Analog	0.10	3
Ca			1	1970.107	ug/l	1.04	59,580.98	4.093E-02	Pulse	0.10	3
Ca			1	1987.173	ug/l	1.00	965,146.73	6.630E-01	Pulse	0.10	3
Ti			1	75.088	ug/l	0.88	109,754.26	2.573E-01	Pulse	0.10	3
V			1	75.974	ug/l	0.87	1,505,410.52	3.530E+00	Pulse	0.30	3
Cr			1	74.972	ug/l	0.81	1,316,658.70	3.087E+00	Pulse	0.10	3
Cr			1	79.290	ug/l	1.51	177,910.87	4.171E-01	Pulse	0.10	3
Mn			1	75.067	ug/l	0.81	1,742,121.54	4.085E+00	Pulse	0.10	3
Fe			1	1932.520	ug/l	1.57	38,163,836.10	8.948E+01	Analog	0.10	3
Fe			1	1946.952	ug/l	0.88	906,359.99	2.125E+00	Pulse	0.10	3
Co			1	74.712	ug/l	0.74	1,401,694.72	3.286E+00	Pulse	0.10	3
Ni			1	74.145	ug/l	1.12	302,240.23	7.087E-01	Pulse	0.10	3
Ni			1	73.620	ug/l	2.99	44,310.58	1.039E-01	Pulse	0.10	3
Cu			1	75.212	ug/l	0.89	734,348.82	1.722E+00	Pulse	0.10	3
Cu			1	75.249	ug/l	1.80	348,299.50	8.167E-01	Pulse	0.10	3
Zn			1	76.015	ug/l	1.22	185,132.94	4.341E-01	Pulse	0.10	3
Zn			1	75.886	ug/l	2.43	28,625.81	6.712E-02	Pulse	0.10	3
Zn			1	75.827	ug/l	0.46	133,666.87	3.134E-01	Pulse	0.10	3
As			1	76.359	ug/l	1.52	179,935.79	4.219E-01	Pulse	0.50	3
Se			1	195.814	ug/l	2.77	27,193.65	6.376E-02	Pulse	0.10	3
Se			1	190.248	ug/l	0.77	88,270.02	2.070E-01	Pulse	1.00	3
Se			1	193.378	ug/l	0.86	119,313.39	2.797E-01	Pulse	1.00	3
Kr			1	76.753	ug/l	71.09	93.34	2.186E-04	Pulse	0.10	3
Sr			1	78.157	ug/l	0.62	2,084,064.81	9.895E-01	Pulse	0.10	3
Mo			1	75.125	ug/l	0.75	402,291.47	1.910E-01	Pulse	0.10	3
Mo			1	75.595	ug/l	1.03	518,345.73	2.461E-01	Pulse	0.10	3
Mo			1	75.159	ug/l	0.56	254,916.50	1.210E-01	Pulse	0.10	3
Mo			1	74.646	ug/l	0.64	649,807.45	3.085E-01	Pulse	0.10	3
Mo			1	31.572	ug/l	449.67	26.67	1.268E-05	Pulse	0.10	3

Quantitation Report

Element	Mass	ISTD	Tune	Conc	Units	RSD(%)	CPS	Ratio	Det	Time(sec)	Rep
Cd			1	72.734	ug/l	0.25	20,847.79	9.445E-03	Pulse	0.10	3
Ag			1	75.815	ug/l	0.24	988,411.50	4.478E-01	Pulse	0.10	3
Cd			1	75.662	ug/l	0.41	14,477.16	6.558E-03	Pulse	0.10	3
Ag			1	76.173	ug/l	0.49	949,690.33	4.302E-01	Pulse	0.10	3
Cd			1	73.575	ug/l	0.66	193,241.27	8.754E-02	Pulse	0.10	3
Cd			1	73.866	ug/l	0.82	465,554.63	2.109E-01	Pulse	0.10	3
Sn			1	74.317	ug/l	0.75	638,648.80	2.893E-01	Pulse	0.10	3
Sb			1	74.191	ug/l	0.57	784,585.17	3.554E-01	Pulse	0.10	3
Sb			1	73.820	ug/l	1.59	609,759.12	2.762E-01	Pulse	0.10	3
Ba			1	75.818	ug/l	0.95	192,261.08	8.710E-02	Pulse	0.10	3
Ba			1	75.281	ug/l	1.00	328,956.03	1.490E-01	Pulse	0.10	3
Tl			1	74.226	ug/l	0.82	802,558.89	4.205E-01	Pulse	0.10	3
Tl			1	74.406	ug/l	0.36	1,913,939.19	1.003E+00	Pulse	0.10	3
Pb			1	76.673	ug/l	1.09	687,766.81	3.604E-01	Pulse	0.10	3
Pb			1	76.984	ug/l	1.83	610,638.74	3.200E-01	Pulse	0.10	3
Pb			1	76.392	ug/l	0.81	2,765,357.25	1.449E+00	Pulse	0.10	3

ISTD Table

Tune	Element	Mass	CPS	RSD(%)	ISTD Recovery%	Det	Time(sec)	Rep
1	Li		1,060,391.60	2.05	103.8	Pulse	0.10	3
1	Sc		1,455,808.99	0.94	101.6	Pulse	0.10	3
1	Ge		308,721.15	1.46	99.3	Pulse	0.10	3
1	Ge		426,503.01	0.24	98.5	Pulse	0.10	3
1	Rh		2,106,137.31	0.64	99.8	Pulse	0.10	3
1	In		2,207,412.38	0.60	101.2	Pulse	0.10	3
1	Tb		3,127,174.54	1.12	101.2	Pulse	0.10	3
1	Ho		311,371.24	2.44	102.0	Pulse	0.10	3
1	Bi		1,908,554.03	0.65	102.0	Pulse	0.10	3

Quantitation Report

File Name 070SMPL.d
File Path C:\Agilent\ICPMH\1\DATA\xa091919w2.b
Method File
Method Path
Acq Time 9/19/2019 15:03
Sample Name CCVA
Sample Type Sample
Comment
Prep Dilution 1.000
Auto Dilution N/A
Total Dilution 1.000
Operator Name admin
Acq Mode Spectrum
Cal Title
Cal Type External Calibration
Last Calib 9/20/2019 7:25
Bkg File
Bkg Mode Count Subtraction except for ISTD
Interference File
FQ Blank File
VIS Fit Point to Point

Tune Step	Tune File
1	

FullQuant Table

Element	Mass	ISTD	Tune	Conc	Units	RSD(%)	CPS	Ratio	Det	Time(sec)	Rep
Be			1	52.888	ug/l	0.56	203,708.02	1.959E-01	Pulse	0.10	3
B			1	104.685	ug/l	3.71	235,917.19	2.269E-01	Pulse	0.15	3
Na			1	5156.157	ug/l	1.04	97,058,885.22	6.753E+01	Analog	0.10	3
Mg			1	5284.479	ug/l	0.33	61,872,502.41	4.305E+01	Analog	0.10	3
Al			1	5035.337	ug/l	0.54	72,749,728.92	5.062E+01	Analog	0.10	3
K			1	5271.343	ug/l	0.47	83,982,302.08	5.843E+01	Analog	0.10	3
Ca			1	5310.766	ug/l	0.58	156,429.04	1.088E-01	Pulse	0.10	3
Ca			1	5302.938	ug/l	0.53	2,522,111.11	1.755E+00	Pulse	0.10	3
Ti			1	51.628	ug/l	0.81	75,599.06	1.770E-01	Pulse	0.10	3
V			1	51.844	ug/l	1.18	1,028,606.50	2.408E+00	Pulse	0.30	3
Cr			1	51.277	ug/l	0.90	904,226.08	2.117E+00	Pulse	0.10	3
Cr			1	53.612	ug/l	1.59	125,721.53	2.943E-01	Pulse	0.10	3
Mn			1	51.291	ug/l	1.19	1,192,946.34	2.793E+00	Pulse	0.10	3
Fe			1	5123.354	ug/l	0.92	99,707,565.18	2.334E+02	Analog	0.10	3
Fe			1	5162.683	ug/l	1.05	2,367,931.58	5.544E+00	Pulse	0.10	3
Co			1	51.624	ug/l	0.83	970,020.95	2.271E+00	Pulse	0.10	3
Ni			1	51.493	ug/l	1.03	210,301.23	4.924E-01	Pulse	0.10	3
Ni			1	51.544	ug/l	2.31	31,120.22	7.286E-02	Pulse	0.10	3
Cu			1	51.599	ug/l	0.26	505,785.79	1.184E+00	Pulse	0.10	3
Cu			1	51.115	ug/l	0.85	237,498.13	5.560E-01	Pulse	0.10	3
Zn			1	52.240	ug/l	0.35	127,917.11	2.995E-01	Pulse	0.10	3
Zn			1	53.299	ug/l	2.19	20,226.58	4.736E-02	Pulse	0.10	3
Zn			1	51.470	ug/l	1.38	91,267.82	2.137E-01	Pulse	0.10	3
As			1	51.708	ug/l	0.80	126,120.89	2.953E-01	Pulse	0.50	3
Se			1	207.287	ug/l	0.45	28,656.37	6.709E-02	Pulse	0.10	3
Se			1	200.821	ug/l	0.89	92,593.09	2.168E-01	Pulse	1.00	3
Se			1	204.731	ug/l	0.58	125,738.58	2.944E-01	Pulse	1.00	3
Kr			1	87.700	ug/l	28.69	106.67	2.498E-04	Pulse	0.10	3
Sr			1	54.563	ug/l	0.20	1,432,224.62	6.908E-01	Pulse	0.10	3
Mo			1	52.055	ug/l	0.72	274,418.00	1.324E-01	Pulse	0.10	3
Mo			1	51.917	ug/l	0.20	350,489.59	1.691E-01	Pulse	0.10	3
Mo			1	51.939	ug/l	0.28	173,445.25	8.366E-02	Pulse	0.10	3
Mo			1	52.049	ug/l	1.11	446,101.07	2.152E-01	Pulse	0.10	3
Mo			1	-58.341	ug/l	-94.05	16.67	8.050E-06	Pulse	0.10	3

Quantitation Report

Element	Mass	ISTD	Tune	Conc	Units	RSD(%)	CPS	Ratio	Det	Time(sec)	Rep
Cd			1	49.824	ug/l	6.50	13,976.69	6.475E-03	Pulse	0.10	3
Ag			1	51.945	ug/l	0.16	662,190.04	3.068E-01	Pulse	0.10	3
Cd			1	51.437	ug/l	4.98	9,629.99	4.462E-03	Pulse	0.10	3
Ag			1	51.352	ug/l	0.37	626,013.65	2.900E-01	Pulse	0.10	3
Cd			1	51.485	ug/l	1.80	132,232.42	6.127E-02	Pulse	0.10	3
Cd			1	52.312	ug/l	1.38	322,382.65	1.494E-01	Pulse	0.10	3
Sn			1	52.300	ug/l	0.53	440,153.81	2.039E-01	Pulse	0.10	3
Sb			1	55.002	ug/l	0.82	569,038.99	2.636E-01	Pulse	0.10	3
Sb			1	53.938	ug/l	0.88	435,881.46	2.019E-01	Pulse	0.10	3
Ba			1	52.300	ug/l	1.95	129,700.61	6.009E-02	Pulse	0.10	3
Ba			1	52.989	ug/l	1.59	226,425.45	1.049E-01	Pulse	0.10	3
Tl			1	51.273	ug/l	0.42	546,636.49	2.905E-01	Pulse	0.10	3
Tl			1	51.539	ug/l	0.89	1,307,312.27	6.947E-01	Pulse	0.10	3
Pb			1	52.018	ug/l	0.51	460,281.14	2.446E-01	Pulse	0.10	3
Pb			1	51.733	ug/l	0.42	404,804.89	2.151E-01	Pulse	0.10	3
Pb			1	51.606	ug/l	0.42	1,842,850.21	9.793E-01	Pulse	0.10	3

ISTD Table

Tune	Element	Mass	CPS	RSD(%)	ISTD Recovery%	Det	Time(sec)	Rep
1	Li		1,039,613.13	0.43	101.8	Pulse	0.10	3
1	Sc		1,437,261.49	0.59	100.3	Pulse	0.10	3
1	Ge		302,497.79	0.72	97.3	Pulse	0.10	3
1	Ge		427,128.01	0.31	98.6	Pulse	0.10	3
1	Rh		2,073,191.74	0.60	98.2	Pulse	0.10	3
1	In		2,158,354.28	0.59	99.0	Pulse	0.10	3
1	Tb		3,134,372.35	0.50	101.5	Pulse	0.10	3
1	Ho		310,520.23	1.18	101.7	Pulse	0.10	3
1	Bi		1,881,830.54	0.53	100.5	Pulse	0.10	3

Quantitation Report

File Name 071SMPL.d
File Path C:\Agilent\ICPMH\1\DATA\xa091919w2.b
Method File
Method Path
Acq Time 9/19/2019 15:07
Sample Name CCB
Sample Type Sample
Comment
Prep Dilution 1.000
Auto Dilution N/A
Total Dilution 1.000
Operator Name admin
Acq Mode Spectrum
Cal Title
Cal Type External Calibration
Last Calib 9/20/2019 7:25
Bkg File
Bkg Mode Count Subtraction except for ISTD
Interference File
FQ Blank File
VIS Fit Point to Point

Tune Step	Tune File
1	

FullQuant Table

Element	Mass	ISTD	Tune	Conc	Units	RSD(%)	CPS	Ratio	Det	Time(sec)	Rep
Be			1	0.010	ug/l	106.94	96.67	9.387E-05	Pulse	0.10	3
B			1	0.092	ug/l	303.99	20,666.26	2.004E-02	Pulse	0.15	3
Na			1	3.339	ug/l	5.05	291,927.22	2.087E-01	Pulse	0.10	3
Mg			1	1.250	ug/l	11.23	22,508.88	1.610E-02	Pulse	0.10	3
Al			1	1.479	ug/l	9.11	49,992.22	3.574E-02	Pulse	0.10	3
K			1	-4.973	ug/l	-18.03	1,637,411.59	1.171E+00	Pulse	0.10	3
Ca			1	-26.988	ug/l	-3.06	463.36	3.312E-04	Pulse	0.10	3
Ca			1	5.599	ug/l	18.97	14,693.76	1.051E-02	Pulse	0.10	3
Ti			1	-0.005	ug/l	-86.15	73.33	1.768E-04	Pulse	0.10	3
V			1	-0.015	ug/l	-548.65	-864.23	-2.080E-03	Pulse	0.30	3
Cr			1	0.017	ug/l	124.82	7,548.64	1.820E-02	Pulse	0.10	3
Cr			1	2.685	ug/l	8.65	21,064.17	5.080E-02	Pulse	0.10	3
Mn			1	0.017	ug/l	26.64	2,977.05	7.180E-03	Pulse	0.10	3
Fe			1	3.015	ug/l	20.02	1,007,945.30	2.431E+00	Pulse	0.10	3
Fe			1	-0.499	ug/l	-292.96	22,703.09	5.475E-02	Pulse	0.10	3
Co			1	0.006	ug/l	52.52	296.68	7.153E-04	Pulse	0.10	3
Ni			1	0.172	ug/l	15.75	946.73	2.283E-03	Pulse	0.10	3
Ni			1	0.200	ug/l	53.55	290.01	6.993E-04	Pulse	0.10	3
Cu			1	0.113	ug/l	12.50	4,940.92	1.192E-02	Pulse	0.10	3
Cu			1	0.155	ug/l	25.21	2,383.60	5.749E-03	Pulse	0.10	3
Zn			1	0.994	ug/l	9.54	3,880.61	9.359E-03	Pulse	0.10	3
Zn			1	1.021	ug/l	34.71	673.38	1.624E-03	Pulse	0.10	3
Zn			1	0.930	ug/l	13.14	2,793.68	6.737E-03	Pulse	0.10	3
As			1	-0.217	ug/l	-72.98	11,850.00	2.858E-02	Pulse	0.50	3
Se			1	5.434	ug/l	14.43	3,537.23	8.530E-03	Pulse	0.10	3
Se			1	-0.893	ug/l	-28.13	12,259.28	2.957E-02	Pulse	1.00	3
Se			1	-0.744	ug/l	-18.89	12,275.28	2.960E-02	Pulse	1.00	3
Kr			1	93.153	ug/l	36.43	110.00	2.653E-04	Pulse	0.10	3
Sr			1	0.020	ug/l	12.61	780.05	3.776E-04	Pulse	0.10	3
Mo			1	0.073	ug/l	35.98	500.03	2.417E-04	Pulse	0.10	3
Mo			1	0.060	ug/l	35.27	650.04	3.142E-04	Pulse	0.10	3
Mo			1	0.050	ug/l	36.14	283.35	1.372E-04	Pulse	0.10	3

Quantitation Report

Element	Mass	ISTD	Tune	Conc	Units	RSD(%)	CPS	Ratio	Det	Time(sec)	Rep
Mo			1	0.047	ug/l	21.73	700.95	3.391E-04	Pulse	0.10	3
Mo			1	-57.755	ug/l	-189.48	16.67	8.080E-06	Pulse	0.10	3
Cd			1	-0.069	ug/l	-105.18	20.00	9.398E-06	Pulse	0.10	3
Ag			1	0.098	ug/l	2.88	1,300.11	6.076E-04	Pulse	0.10	3
Cd			1	0.002	ug/l	2879.73	20.00	9.335E-06	Pulse	0.10	3
Ag			1	0.109	ug/l	25.56	1,366.78	6.380E-04	Pulse	0.10	3
Cd			1	-0.003	ug/l	-153.96	36.67	1.712E-05	Pulse	0.10	3
Cd			1	0.037	ug/l	7.38	243.34	1.138E-04	Pulse	0.10	3
Sn			1	0.063	ug/l	20.47	2,840.41	1.328E-03	Pulse	0.10	3
Sb			1	0.077	ug/l	16.78	1,940.21	9.066E-04	Pulse	0.10	3
Sb			1	0.051	ug/l	54.87	1,390.12	6.492E-04	Pulse	0.10	3
Ba			1	0.011	ug/l	43.76	86.67	4.054E-05	Pulse	0.10	3
Ba			1	0.005	ug/l	50.92	80.00	3.741E-05	Pulse	0.10	3
Tl			1	0.020	ug/l	14.89	333.35	1.786E-04	Pulse	0.10	3
Tl			1	0.018	ug/l	34.23	733.38	3.933E-04	Pulse	0.10	3
Pb			1	-0.009	ug/l	-117.11	563.36	3.017E-04	Pulse	0.10	3
Pb			1	-0.023	ug/l	-40.29	436.69	2.339E-04	Pulse	0.10	3
Pb			1	-0.015	ug/l	-23.07	2,220.15	1.190E-03	Pulse	0.10	3

ISTD Table

Tune	Element	Mass	CPS	RSD(%)	ISTD Recovery%	Det	Time(sec)	Rep
1	Li		1,031,249.79	0.60	101.0	Pulse	0.10	3
1	Sc		1,398,817.42	0.61	97.7	Pulse	0.10	3
1	Ge		298,780.04	1.02	96.1	Pulse	0.10	3
1	Ge		414,646.58	0.24	95.7	Pulse	0.10	3
1	Rh		2,066,133.98	0.85	97.9	Pulse	0.10	3
1	In		2,139,381.87	0.79	98.1	Pulse	0.10	3
1	Tb		3,058,570.27	0.79	99.0	Pulse	0.10	3
1	Ho		303,164.00	0.95	99.3	Pulse	0.10	3
1	Bi		1,866,255.60	0.62	99.7	Pulse	0.10	3

Quantitation Report

File Name 072SMPL.d
File Path C:\Agilent\ICPMH\1\DATA\xa091919w2.b
Method File
Method Path
Acq Time 9/19/2019 15:10
Sample Name mp17370-s1
Sample Type Sample
Comment
Prep Dilution 1.000
Auto Dilution N/A
Total Dilution 1.000
Operator Name admin
Acq Mode Spectrum
Cal Title
Cal Type External Calibration
Last Calib 9/20/2019 7:25
Bkg File
Bkg Mode Count Subtraction except for ISTD
Interference File
FQ Blank File
VIS Fit Point to Point

Tune Step	Tune File
1	

FullQuant Table

Element	Mass	ISTD	Tune	Conc	Units	RSD(%)	CPS	Ratio	Det	Time(sec)	Rep
Be			1	76.869	ug/l	0.27	311,940.25	2.848E-01	Pulse	0.10	3
B			1	69.629	ug/l	1.69	172,630.40	1.576E-01	Pulse	0.15	3
Na			1	2042.301	ug/l	0.25	40,410,596.90	2.685E+01	Analog	0.10	3
Mg			1	2110.489	ug/l	1.13	25,884,143.78	1.720E+01	Analog	0.10	3
Al			1	1996.605	ug/l	1.04	30,230,478.72	2.008E+01	Analog	0.10	3
K			1	2062.901	ug/l	2.01	35,541,406.14	2.361E+01	Analog	0.10	3
Ca			1	2173.939	ug/l	2.92	67,842.05	4.507E-02	Pulse	0.10	3
Ca			1	2195.576	ug/l	1.15	1,101,256.99	7.316E-01	Pulse	0.10	3
Ti			1	77.362	ug/l	2.13	115,195.09	2.651E-01	Pulse	0.10	3
V			1	79.009	ug/l	0.43	1,594,902.40	3.671E+00	Pulse	0.30	3
Cr			1	77.629	ug/l	0.57	1,388,642.64	3.196E+00	Pulse	0.10	3
Cr			1	72.778	ug/l	0.56	167,722.79	3.860E-01	Pulse	0.10	3
Mn			1	80.093	ug/l	0.73	1,893,495.44	4.358E+00	Pulse	0.10	3
Fe			1	2061.114	ug/l	0.60	41,401,861.88	9.528E+01	Analog	0.10	3
Fe			1	2066.082	ug/l	0.34	978,411.00	2.252E+00	Pulse	0.10	3
Co			1	78.228	ug/l	0.71	1,495,237.79	3.441E+00	Pulse	0.10	3
Ni			1	78.064	ug/l	0.99	324,171.07	7.461E-01	Pulse	0.10	3
Ni			1	78.652	ug/l	3.43	48,218.65	1.110E-01	Pulse	0.10	3
Cu			1	78.159	ug/l	0.30	777,299.05	1.789E+00	Pulse	0.10	3
Cu			1	77.305	ug/l	0.85	364,505.01	8.389E-01	Pulse	0.10	3
Zn			1	82.964	ug/l	1.67	205,719.13	4.734E-01	Pulse	0.10	3
Zn			1	84.759	ug/l	1.41	32,533.21	7.488E-02	Pulse	0.10	3
Zn			1	83.114	ug/l	1.25	149,138.08	3.432E-01	Pulse	0.10	3
As			1	79.269	ug/l	0.93	189,805.75	4.368E-01	Pulse	0.50	3
Se			1	193.589	ug/l	1.96	27,424.13	6.312E-02	Pulse	0.10	3
Se			1	210.261	ug/l	0.59	97,999.32	2.255E-01	Pulse	1.00	3
Se			1	214.033	ug/l	0.35	133,119.29	3.064E-01	Pulse	1.00	3
Kr			1	102.499	ug/l	33.35	126.67	2.919E-04	Pulse	0.10	3
Sr			1	81.765	ug/l	0.66	2,218,632.68	1.035E+00	Pulse	0.10	3
Mo			1	74.104	ug/l	1.16	403,793.76	1.884E-01	Pulse	0.10	3
Mo			1	74.010	ug/l	0.32	516,412.09	2.409E-01	Pulse	0.10	3
Mo			1	73.695	ug/l	0.90	254,368.28	1.187E-01	Pulse	0.10	3
Mo			1	73.437	ug/l	0.58	650,571.49	3.035E-01	Pulse	0.10	3
Mo			1	-3.782	ug/l	-2735.65	23.33	1.086E-05	Pulse	0.10	3

Quantitation Report

Element	Mass	ISTD	Tune	Conc	Units	RSD(%)	CPS	Ratio	Det	Time(sec)	Rep
Cd			1	74.583	ug/l	2.34	21,695.44	9.684E-03	Pulse	0.10	3
Ag			1	75.447	ug/l	1.17	998,170.30	4.456E-01	Pulse	0.10	3
Cd			1	77.092	ug/l	2.15	14,967.56	6.682E-03	Pulse	0.10	3
Ag			1	75.446	ug/l	2.02	954,434.02	4.261E-01	Pulse	0.10	3
Cd			1	76.286	ug/l	2.26	203,304.66	9.077E-02	Pulse	0.10	3
Cd			1	76.157	ug/l	1.28	487,089.33	2.174E-01	Pulse	0.10	3
Sn			1	71.435	ug/l	1.10	623,042.36	2.781E-01	Pulse	0.10	3
Sb			1	72.349	ug/l	0.98	776,442.51	3.466E-01	Pulse	0.10	3
Sb			1	71.776	ug/l	0.84	601,649.77	2.686E-01	Pulse	0.10	3
Ba			1	76.573	ug/l	0.84	197,044.57	8.796E-02	Pulse	0.10	3
Ba			1	77.827	ug/l	1.27	345,128.68	1.541E-01	Pulse	0.10	3
Tl			1	77.097	ug/l	0.97	820,886.18	4.368E-01	Pulse	0.10	3
Tl			1	77.297	ug/l	0.57	1,958,100.60	1.042E+00	Pulse	0.10	3
Pb			1	79.778	ug/l	0.66	704,691.19	3.749E-01	Pulse	0.10	3
Pb			1	79.660	ug/l	0.62	622,245.46	3.311E-01	Pulse	0.10	3
Pb			1	79.728	ug/l	0.24	2,842,212.09	1.512E+00	Pulse	0.10	3

ISTD Table

Tune	Element	Mass	CPS	RSD(%)	ISTD Recovery%	Det	Time(sec)	Rep
1	Li		1,095,422.15	0.22	107.2	Pulse	0.10	3
1	Sc		1,505,237.79	0.22	105.1	Pulse	0.10	3
1	Ge		308,251.22	0.78	99.2	Pulse	0.10	3
1	Ge		434,510.09	0.61	100.3	Pulse	0.10	3
1	Rh		2,143,312.57	0.84	101.5	Pulse	0.10	3
1	In		2,240,230.18	1.26	102.7	Pulse	0.10	3
1	Tb		3,145,227.77	0.55	101.8	Pulse	0.10	3
1	Ho		312,514.20	1.06	102.4	Pulse	0.10	3
1	Bi		1,879,594.24	0.94	100.4	Pulse	0.10	3

Quantitation Report

File Name 073SMPL.d
File Path C:\Agilent\ICPMH\1\DATA\xa091919w2.b
Method File
Method Path
Acq Time 9/19/2019 15:13
Sample Name mp17370-s2
Sample Type Sample
Comment
Prep Dilution 1.000
Auto Dilution N/A
Total Dilution 1.000
Operator Name admin
Acq Mode Spectrum
Cal Title
Cal Type External Calibration
Last Calib 9/20/2019 7:25
Bkg File
Bkg Mode Count Subtraction except for ISTD
Interference File
FQ Blank File
VIS Fit Point to Point

Tune Step	Tune File
1	

FullQuant Table

Element	Mass	ISTD	Tune	Conc	Units	RSD(%)	CPS	Ratio	Det	Time(sec)	Rep
Be			1	77.282	ug/l	0.73	311,270.23	2.863E-01	Pulse	0.10	3
B			1	70.794	ug/l	0.99	173,844.33	1.599E-01	Pulse	0.15	3
Na			1	2052.061	ug/l	1.08	40,181,136.07	2.697E+01	Analog	0.10	3
Mg			1	2129.337	ug/l	1.24	25,843,369.62	1.735E+01	Analog	0.10	3
Al			1	1993.003	ug/l	0.30	29,861,773.72	2.005E+01	Analog	0.10	3
K			1	2057.723	ug/l	0.13	35,088,375.31	2.356E+01	Analog	0.10	3
Ca			1	2171.207	ug/l	2.65	67,052.34	4.502E-02	Pulse	0.10	3
Ca			1	2199.660	ug/l	1.21	1,091,845.76	7.330E-01	Pulse	0.10	3
Ti			1	78.312	ug/l	0.90	115,234.85	2.684E-01	Pulse	0.10	3
V			1	79.475	ug/l	0.18	1,585,385.96	3.692E+00	Pulse	0.30	3
Cr			1	78.083	ug/l	0.28	1,380,210.24	3.214E+00	Pulse	0.10	3
Cr			1	72.830	ug/l	1.26	165,840.33	3.863E-01	Pulse	0.10	3
Mn			1	80.029	ug/l	0.09	1,869,605.86	4.354E+00	Pulse	0.10	3
Fe			1	2035.396	ug/l	0.71	40,412,775.23	9.412E+01	Analog	0.10	3
Fe			1	2073.294	ug/l	0.47	970,104.96	2.259E+00	Pulse	0.10	3
Co			1	78.202	ug/l	0.54	1,476,998.62	3.440E+00	Pulse	0.10	3
Ni			1	77.816	ug/l	0.73	319,319.59	7.437E-01	Pulse	0.10	3
Ni			1	79.132	ug/l	1.36	47,934.30	1.116E-01	Pulse	0.10	3
Cu			1	78.416	ug/l	0.52	770,611.60	1.795E+00	Pulse	0.10	3
Cu			1	77.690	ug/l	1.11	361,952.73	8.430E-01	Pulse	0.10	3
Zn			1	83.585	ug/l	0.87	204,788.79	4.769E-01	Pulse	0.10	3
Zn			1	84.162	ug/l	0.51	31,925.40	7.436E-02	Pulse	0.10	3
Zn			1	83.573	ug/l	0.99	148,178.85	3.451E-01	Pulse	0.10	3
As			1	79.006	ug/l	2.36	186,968.74	4.355E-01	Pulse	0.50	3
Se			1	194.745	ug/l	4.61	27,247.08	6.345E-02	Pulse	0.10	3
Se			1	210.659	ug/l	0.76	96,996.75	2.259E-01	Pulse	1.00	3
Se			1	214.639	ug/l	0.90	131,878.18	3.071E-01	Pulse	1.00	3
Kr			1	59.933	ug/l	15.24	73.33	1.707E-04	Pulse	0.10	3
Sr			1	81.894	ug/l	0.93	2,191,774.55	1.037E+00	Pulse	0.10	3
Mo			1	74.645	ug/l	1.06	401,195.12	1.898E-01	Pulse	0.10	3
Mo			1	74.492	ug/l	0.57	512,669.73	2.425E-01	Pulse	0.10	3
Mo			1	73.869	ug/l	1.02	251,478.93	1.190E-01	Pulse	0.10	3
Mo			1	74.277	ug/l	0.53	649,003.33	3.070E-01	Pulse	0.10	3
Mo			1	122.979	ug/l	240.68	36.67	1.738E-05	Pulse	0.10	3

Quantitation Report

Element	Mass	ISTD	Tune	Conc	Units	RSD(%)	CPS	Ratio	Det	Time(sec)	Rep
Cd			1	75.936	ug/l	1.35	21,652.09	9.860E-03	Pulse	0.10	3
Ag			1	75.523	ug/l	0.58	979,473.50	4.460E-01	Pulse	0.10	3
Cd			1	77.438	ug/l	1.47	14,740.74	6.712E-03	Pulse	0.10	3
Ag			1	75.659	ug/l	0.78	938,351.13	4.273E-01	Pulse	0.10	3
Cd			1	77.021	ug/l	0.25	201,239.94	9.164E-02	Pulse	0.10	3
Cd			1	76.874	ug/l	0.70	481,997.74	2.195E-01	Pulse	0.10	3
Sn			1	73.534	ug/l	1.19	628,625.31	2.863E-01	Pulse	0.10	3
Sb			1	73.996	ug/l	0.57	778,450.56	3.545E-01	Pulse	0.10	3
Sb			1	73.078	ug/l	0.20	600,465.38	2.734E-01	Pulse	0.10	3
Ba			1	78.486	ug/l	1.01	197,983.53	9.016E-02	Pulse	0.10	3
Ba			1	78.545	ug/l	0.48	341,443.86	1.555E-01	Pulse	0.10	3
Tl			1	76.975	ug/l	0.37	815,733.06	4.361E-01	Pulse	0.10	3
Tl			1	77.321	ug/l	0.75	1,949,456.06	1.042E+00	Pulse	0.10	3
Pb			1	79.501	ug/l	0.36	698,950.90	3.736E-01	Pulse	0.10	3
Pb			1	79.079	ug/l	0.98	614,771.17	3.287E-01	Pulse	0.10	3
Pb			1	79.274	ug/l	0.31	2,812,613.25	1.504E+00	Pulse	0.10	3

ISTD Table

Tune	Element	Mass	CPS	RSD(%)	ISTD Recovery%	Det	Time(sec)	Rep
1	Li		1,087,213.19	0.09	106.4	Pulse	0.10	3
1	Sc		1,489,567.74	0.40	104.0	Pulse	0.10	3
1	Ge		304,391.20	0.57	98.0	Pulse	0.10	3
1	Ge		429,371.88	0.63	99.1	Pulse	0.10	3
1	Rh		2,114,000.44	0.43	100.2	Pulse	0.10	3
1	In		2,195,957.25	0.73	100.7	Pulse	0.10	3
1	Tb		3,103,031.31	0.58	100.5	Pulse	0.10	3
1	Ho		305,901.29	0.76	100.2	Pulse	0.10	3
1	Bi		1,870,687.16	0.97	100.0	Pulse	0.10	3